



US010435695B2

(12) **United States Patent**
Puckette et al.

(10) **Patent No.:** **US 10,435,695 B2**
(45) **Date of Patent:** **Oct. 8, 2019**

(54) **FUSION PROTEIN COMPRISING GAUSSIA LUCIFERASE, TRANSLATION INTERRUPTER SEQUENCE, AND INTERFERON AMINO ACID SEQUENCES**

2011/0143362 A1* 6/2011 Oyler C12N 15/1034
435/6.18
2011/0236416 A1 9/2011 Audonnet et al.
2012/0122182 A1 5/2012 Tannous et al.
2012/0258133 A1 10/2012 Charleston
2012/0315295 A1 12/2012 Rieder et al.
2013/0243809 A1 9/2013 Liao et al.
2014/0186959 A1 7/2014 Slater et al.
2018/0066235 A1 3/2018 Puckette et al.
2018/0066267 A1* 3/2018 Puckette C07K 14/56

(71) Applicant: **The United States of America, as represented by the Secretary of Homeland Security, Washington, DC (US)**

(72) Inventors: **Michael Puckette, Waterford, CT (US); Max V. Rasmussen, Guilford, CT (US)**

(73) Assignee: **The Government of the United States of America, as represented by the Secretary of Homeland Security, Washington, DC (US)**

(*) Notice: Subject to any disclaimer, the term of this patent is extended or adjusted under 35 U.S.C. 154(b) by 0 days.

(21) Appl. No.: **15/583,459**

(22) Filed: **May 1, 2017**

(65) **Prior Publication Data**

US 2018/0066267 A1 Mar. 8, 2018

Related U.S. Application Data

(63) Continuation-in-part of application No. 15/259,409, filed on Sep. 8, 2016.

(51) **Int. Cl.**

C12N 15/63 (2006.01)
A61K 39/21 (2006.01)
C07K 14/005 (2006.01)
C12Q 1/66 (2006.01)
A61K 38/21 (2006.01)
C07K 14/705 (2006.01)
C07K 14/56 (2006.01)
C12N 9/02 (2006.01)
C07K 14/00 (2006.01)
C12N 15/00 (2006.01)
A61K 38/00 (2006.01)

(52) **U.S. Cl.**

CPC **C12N 15/63** (2013.01); **A61K 38/21** (2013.01); **C07K 14/56** (2013.01); **C07K 14/705** (2013.01); **C12N 9/0069** (2013.01); **C12Q 1/66** (2013.01); **A61K 38/00** (2013.01); **C07K 14/00** (2013.01); **C07K 2319/00** (2013.01); **C12N 15/00** (2013.01)

(58) **Field of Classification Search**

None
See application file for complete search history.

(56) **References Cited**

U.S. PATENT DOCUMENTS

6,232,107 B1* 5/2001 Bryan A61K 49/0013
435/183
8,236,548 B2 8/2012 Chen

OTHER PUBLICATIONS

Wu et al. (Biochimica et Biophysica Acta. 2015; 1854: 1392-1399).
Alignment of SEQ ID 24 with Genseq access No. ABB81097 Jun. 2007 Zuckermann in WO200260921.*
Cheng et al. (Gene. 2006; 382: 28-38).
Alignment of SEQ ID 4 with Genseq db access AYL17606 Dec. 2010 Sungbae et al in WO2010119721.*
Luker et al. (Nature Medicine. Jan. 2012; 18 (1): 172-177).
G. R. Stark, I. M. Kerr, B. R. Williams, R. H. Silverman, R. D. Schreiber, How cells respond to interferons. Annual review of biochemistry 67, 227-264 (1998).
K. Schroder, P. J. Hertzog, T. Ravasi, D. A. Hume, Interferon-gamma: an overview of signals, mechanisms and functions. Journal of leukocyte biology 75, 163-189 (2004).
H. M. Lazear, T. J. Nice, M. S. Diamond, Interferon-lambda: Immune Functions at Barrier Surfaces and Beyond. Immunity 43, 15-28 (2015).
J. Chinsangaram, M. Koster, M. J. Grubman, Inhibition of L-deleted foot-and-mouth disease virus replication by alpha/beta interferon involves double-stranded RNA-dependent protein kinase. Journal of virology 75, 5498-5503 (2001).
J. Chinsangaram, M. P. Moraes, M. Koster, M. J. Grubman, Novel viral disease control strategy: adenovirus expressing alpha interferon rapidly protects swine from foot-and-mouth disease. Journal of virology 77, 1621-1625 (2003).
H. Yin et al., Antitumor potential of a synthetic interferon-alpha/PLGF-2 positive charge peptide hybrid molecule in pancreatic cancer cells. Scientific reports 5, 16975 (2015).
M. Nakamura et al., Expression and visualization of a human interferon-beta-enhanced green fluorescent protein chimeric molecule in cultured cells. Biological & pharmaceutical bulletin 27, 411-414 (2004).
M. Maruyama et al., Simultaneous detection of DsRed2-tagged and EGFP-tagged human beta-interferons in the same single cells. Journal of cellular biochemistry 93, 497-502 (2004).
M. M. Mizokami, P. Hu, L. A. Khawli, J. Li, A. L. Epstein, Chimeric TNT-3 antibody/murine interferon-gamma fusion protein for the immunotherapy of solid malignancies. Hybridoma and hybridomics 22, 197-207 (2003).
M. Verhaegen, T. K. Christopoulos, Recombinant Gaussia luciferase. Overexpression, purification, and analytical application of a bioluminescent reporter for DNA hybridization. Analytical chemistry 74, 4378-4385 (2002).

(Continued)

Primary Examiner — Shanon A. Foley
(74) *Attorney, Agent, or Firm* — Lavanya Ratnam; Kelly G. Hyndman; Joseph Hsiao

(57) **ABSTRACT**

Polynucleotides encoding fusion proteins comprising interferons and luciferases which have biotherapeutic, diagnostic, and quality control applications in biotechnological, medical, and veterinary fields.

33 Claims, 10 Drawing Sheets

Specification includes a Sequence Listing.

(56)

References Cited

OTHER PUBLICATIONS

- B. A. Tannous, D. E. Kim, J. L. Fernandez, R. Weissleder, X. O. Breakefield, Codon-optimized *Gaussia luciferase* cDNA for mammalian gene expression in culture and in vivo. *Molecular therapy: the journal of the American Society of Gene Therapy* 11, 435-443 (2005).
- S. B. Kim, H. Suzuki, M. Sato, H. Tao, Superluminescent variants of marine luciferases for bioassays. *Analytical chemistry* 83, 8732-8740 (2011).
- Diaz-San Segundo F, et al. Antiviral activity of bovine type III interferon against foot-and-mouth disease virus. *Virology*. May 10, 2011;413(2):283-92.
- Perez-Martin E, et al. Bovine type III interferon significantly delays and reduces the severity of foot-and-mouth disease in cattle. *J Virol*. Apr. 2012;86(8):4477-87.
- Birtley JR, Curry S. Crystallization of foot-and-mouth disease virus 3C protease: surface mutagenesis and a novel crystal-optimization strategy. *Acta Crystallographica Section D Biological Crystallography*. 2005;61:646-650.
- Birtley JR, Knox SR, Jaulent AM, Brick, P, Leatherbarrow RJ, et al. Crystal structure of foot-and-mouth disease virus 3C protease. 2005;280:11520-527.
- Sweeney, TR, Roqué-Rosell N, Birtley JR, Leatherbarrow RJ, Curry S. Structural and mutagenic analysis of foot-and-mouth disease virus 3C protease reveals the role of the α -ribbon in proteolysis. *J Virol*. Jan. 2007;81(1):115-24. Epub Oct. 25, 2006.
- Vakharia VN, Devaney MA, Moore DM, Dunn JJ, Grubman MJ. Proteolytic processing of foot-and-mouth disease virus polyproteins expressed in a cell-free system from clone-derived transcripts. *Journal of virology*. 1987;61:3199-207.
- Mayr GA, Chinsangaram J, Grubman MJ. Development of replication-defective adenovirus serotype 5 containing the capsid and 3C protease coding regions of foot-and-mouth disease virus as a vaccine candidate. *Virology*. 1999;263:496-506.
- Mayr GA, O'Donnell V, Chinsangaram J, Mason PW, Grubman MJ. Immune responses and protection against foot-and-mouth disease virus (FMDV) challenge in swine vaccinated with adenovirus-FMDV constructs. *Vaccine*. 2001;19:2152-62.
- Moraes MP, Mayr GA, Mason PW, Grubman MJ. Early protection against homologous challenge after a single dose of replication-defective human adenovirus type 5 expressing capsid proteins of foot-and-mouth disease virus (FMDV) strain A24. *Vaccine*. 2002;20:1631-9.
- Gullberg M, Muszynski B, Organtini LJ, Ashley RE, Hafenstein SL, Belsham GJ, et al. Assembly and characterization of foot-and-mouth disease virus empty capsid particles expressed within mammalian cells. *The Journal of general virology*. 2013;94:1769-79.
- Porta C, Xu X, Loureiro S, Paramasivam S, Ren J, Ai-Khalil T, et al. Efficient production of foot-and-mouth disease virus empty capsids in insect cells following down regulation of 3C protease activity. *Journal of virological methods*. 2013;187:406-12.
- Porta C, Kotecha A, Burman A, Jackson T, Ren J, Loureiro S, et al. Rational engineering of recombinant Picornavirus capsids to produce safe, protective vaccine antigen. *PLOS Pathogens*. 2013;9:e1003255.
- Dus Santos MJ, Carrillo C, Ardila F, Rios RD, Franzone P, Piccone ME, et al. Development of transgenic alfalfa plants containing the foot and mouth disease virus structural polyprotein gene P1 and its utilization as an experimental immunogen. *Vaccine*. 2005;23:1838-43.
- Grubman MJ, Zellner M, Bablanian G, Mason PW, Piccone ME. Identification of the active-site residues of the 3C proteinase of foot-and-mouth disease virus. *Virology*. 1995;213:581-9.
- Falk MM, Grigera PR, Bergmann IE, Zibert A, Multhaup G, Beck E. Foot-and-mouth disease virus protease 3C induces specific proteolytic cleavage of host cell histone H3. *Journal of virology*. 1990;64:748-56.
- Belsham GJ, McInerney GM, Ross-Smith N. Foot-and-mouth disease virus 3C protease induces cleavage of translation initiation factors eIF4A and eIF4G within infected cells. *Journal of virology*. 2000;74:272-80.
- Li W, Ross-Smith N, Proud CG, Belsham GJ. Cleavage of translation initiation factor 4AI(eIF4AI) but not eIF4AII by foot-and-mouth disease virus 3C protease: identification of the eIF4AI cleavage site. *FEBS letters*. 2001;507:1-5.
- Lawrence P, Schafer EA, Rieder E. The nuclear protein Sam68 is cleaved by the FMDV 3C protease redistributing Sam68 to the cytoplasm during FMDV infection of host cells. *Virology*. 2012;425:40-52.
- Wang D, Fang L, Li K, Zhong H, Fan J, Ouyang C, et al. Foot-and-mouth disease virus 3C protease cleaves NEMO to impair innate immune signaling. *Journal of virology*. 2012;86:9311-22.
- Zhou Z, Mogensen MM, Powell PP, Curry S, Wileman T. Foot-and-mouth disease virus 3C protease induces fragmentation of the Golgi compartment and blocks intra-Golgi transport. *Journal of virology*. 2013;87:11721-9.
- Zunzain PA, Knox SR, Sweeney TR, Yang J, Roque-Rosell N, Belsham GJ, et al. Insights into cleavage specificity from the crystal structure of foot-and-mouth disease virus 3C protease complexed with a peptide substrate. *Journal of molecular biology*. 2010;395:375-89.
- Tannous BA, Kim DE, Fernandez JL, Weissleder R, Breakefield XO. Codon-optimized *Gaussia luciferase* cDNA for mammalian gene expression in culture and in vivo. *Mol Ther*. 2005;11:435-43.
- Verhaegent M, Christopoulos TK. Recombinant *Gaussia luciferase*. Overexpression, purification, and analytical application of a bioluminescent reporter for DNA hybridization. *Anal Chem*. 2002;74:4378-85.
- Chung E, Yamashita H, Au P, Tannous BA, Fukumura D, Jain RK. Secreted *Gaussia luciferase* as a biomarker for monitoring tumor progression and treatment response of systemic metastases. *PLoS One*. 2009;4:e8316.
- Tannous BA. *Gaussia luciferase* reporter assay for monitoring biological processes in culture and in vivo. *Nat Protoc*. 2009;4:582-91.
- Wurdinger T, Badr C, Pike L, de Kleine R, Weissleder R, Breakefield XO, et al. A secreted luciferase for ex vivo monitoring of in vivo processes. *Nat Methods*. 2008;5:171-3.
- Inoue Y, Sheng F, Kiryu S, Watanabe M, Ratanakanit H, Izawa K, et al. *Gaussia luciferase* for bioluminescence tumor monitoring in comparison with firefly luciferase. *Mol Imaging*. 2011;10:377-85.
- El-Amouri SS, Cao P, Miao C, Pan D. Secreted luciferase for in vivo evaluation of systemic protein delivery in mice. *Mol Biotechnol*. 2012;53:63-73.
- Griesenbach U, Vicente CC, Roberts MJ, Meng C, Soussi S, Xenariou S, et al. Secreted *Gaussia luciferase* as a sensitive reporter gene for in vivo and ex vivo studies of airway gene transfer. *Biomaterials*. 2011;32:2614-24.
- Kim SB, Suzuki H, Sato M, Tao H. Superluminescent variants of marine luciferases for bioassays. *Anal Chem*. 2011;83:8732-40.
- De Felipe P. Polycistronic viral vectors. *Current gene therapy*. 2002;2:355-78.
- Ryan MD, Drew J. Foot-and-mouth disease virus 2A oligopeptide mediated cleavage of an artificial polyprotein. *The EMBO journal*. 1994;13:928-33.
- Donnelly ML, Luke G, Mehrotra A, Li X, Hughes LE, Gani D, et al. Analysis of the aphthovirus 2A/2B polyprotein cleavage mechanism indicates not a proteolytic reaction, but a novel translational effect: a putative ribosomal 'skip'. *The Journal of general virology*. 2001;82:1013-25.
- Minskaia E, Ryan MD. Protein coexpression using FMDV 2A: effect of "linker" residues. *BioMed research international*. 2013;2013:291730.
- Donnelly ML, Gani D, Flint M, Monaghan S, Ryan MD. The cleavage activities of aphthovirus and cardiovirus 2A proteins. *J Gen Virol*. 1997;78 (Pt 1):13-21.
- Luke GA, de Felipe P, Lukashev A, Kallioinen SE, Bruno EA, Ryan MD. Occurrence, function and evolutionary origins of '2A-like' sequences in virus genomes. *J Gen Virol*. 2008;89:1036-42.

(56)

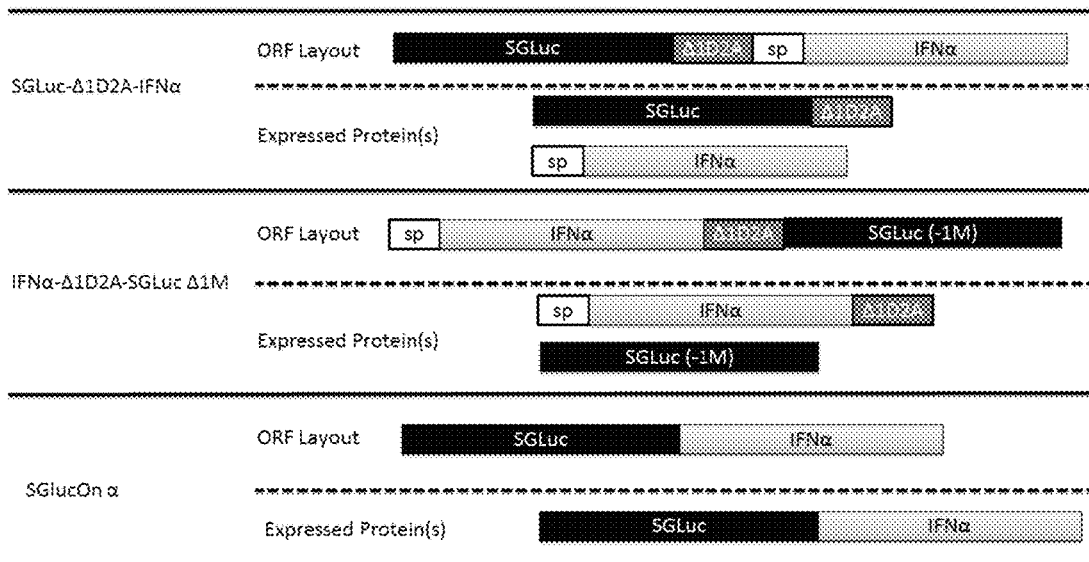
References Cited

OTHER PUBLICATIONS

- Kim JH, Lee SR, Li LH, Park HJ, Park JH, Lee KY, et al. High cleavage efficiency of a 2A peptide derived from porcine teschovirus-1 in human cell lines, zebrafish and mice. *PLoS One*. 2011;6:e18556.
- Torres V, Barra L, Garces F, Ordenes K, Leal-Ortiz S, Garner CC, et al. A bicistronic lentiviral vector based on the 1D/2A sequence of foot-and-mouth disease virus expresses proteins stoichiometrically. *Journal of biotechnology*. 2010;146:138-42.
- Ahier A, Jarriault S. Simultaneous expression of multiple proteins under a single promoter in *Caenorhabditis elegans* via a versatile 2A-based toolkit. *Genetics*. 2014;196:605-13.
- Daniels RW, Rossano AJ, Macleod GT, Ganetzky B. Expression of multiple transgenes from a single construct using viral 2A peptides in *Drosophila*. *PLoS One*. 2014;9:e100637.
- Unkles SE, Valiante V, Mattern DJ, Brakhage AA. Synthetic biology tools for bioprospecting of natural products in eukaryotes. *Chemistry & biology*. 2014;21:502-8.
- Heinonen AM, Rahman M, Dogbevia G, Jakobi H, Wolff S, Sprengel R, et al. Neuroprotection by rAAV-mediated gene transfer of bone morphogenic protein 7. *BMC neuroscience*. 2014;15:38.
- Jung L, Tropel P, Moal Y, Teletin M, Jeandidier E, Gayon R, et al. ONSL and OSKM cocktails act synergistically in reprogramming human somatic cells into induced pluripotent stem cells. *Molecular human reproduction*. 2014;20:538-49.
- Beekwilder J, van Rossum HM, Koopman F, Sonntag F, Buchhaupt M, Schrader J, et al. Polycistronic expression of a beta-carotene biosynthetic pathway in *Saccharomyces cerevisiae* coupled to beta-ionone production. *Journal of biotechnology*. 2014.
- De Felipe P, Martin V, Cortes ML, Ryan M, Izquierdo M. Use of the 2A sequence from foot-and-mouth disease virus in the generation of retroviral vectors for gene therapy. *Gene Ther*. 1999;6:198-208.
- Geu-Flores F, Olsen CE, Halkier BA. Towards engineering glucosinolates into non-cruciferous plants. *Planta*. 2009;229:261-70.
- Carey BW, Markoulaki S, Hanna J, Saha K, Gao Q, Mitalipova M, et al. Reprogramming of murine and human somatic cells using a single polycistronic vector. *Proceedings of the National Academy of Sciences of the United States of America*. 2009;106:157-62.
- Shao L, Feng W, Sun Y, Bai H, Liu J, Currie C, et al. Generation of iPS cells using defined factors linked via the self-cleaving 2A sequences in a single open reading frame. *Cell research*. 2009;19:296-306.
- Mir FA, Kaufmann SH, Eddine AN. A multicistronic DNA vaccine induces significant protection against tuberculosis in mice and offers flexibility in the expressed antigen repertoire. *Clinical and vaccine immunology : CVI*. 2009;16:1467-75.
- Rothwell DG, Crossley R, Bridgeman JS, Sheard V, Zhang Y, Sharp TV, et al. Functional expression of secreted proteins from a bicistronic retroviral cassette based on foot-and-mouth disease virus 2A can be position dependent. *Human gene therapy*. 2010;21:1631-7.
- Breese SS, Jr., Graves JH. Electron microscopic observation of crystalline arrays of foot-and-mouth disease virus. *Journal of bacteriology*. 1966;92:1835-7.
- Breese SS. Reactions of intracellular crystals of foot-and-mouth disease virus with ferritin-tagged antibody. *J Gen Virol*. 1969;4:343-6.
- Kay MA, He CY, Chen ZY. A robust system for production of minicircle DNA vectors, *Nature Biotechnology*. 2010;28:1287-89.
- Yang et al., "Crystal structure of the 3C protease from Southern African Territories type 2 foot-and-mouth disease virus", (Peer J. DOI 10.7717/peerj.1964) dated Apr. 26, 2016.
- Veerapen et al., "Novel expression of immunogenic foot-and-mouth disease virus-like particles in *Nicotiana benthamiana*", (*Virus Research*, 2018; 244: 213-217).
- Zunzain et al., "Insights into Cleavage Specificity from the Crystal Structure of Foot-and-Mouth Disease Virus 3C Protease Complexed with a Peptide Substrate", *Journal of Molecular Biology*, 395 pp. 375-389, 2010.
- Sweeney et al., "Structural and Mutagenic Analysis of Foot-and-Mouth Disease Virus 3C Protease Reveals the Role of the β -Ribbon in Proteolysis", *Journal of Virology*, vol. 81, No. 1, pp. 115-124, Jan. 2007.
- International Search Report and the Written Opinion of the International Searching Authority for PCT/US2017/048828 dated Jan. 29, 2018.

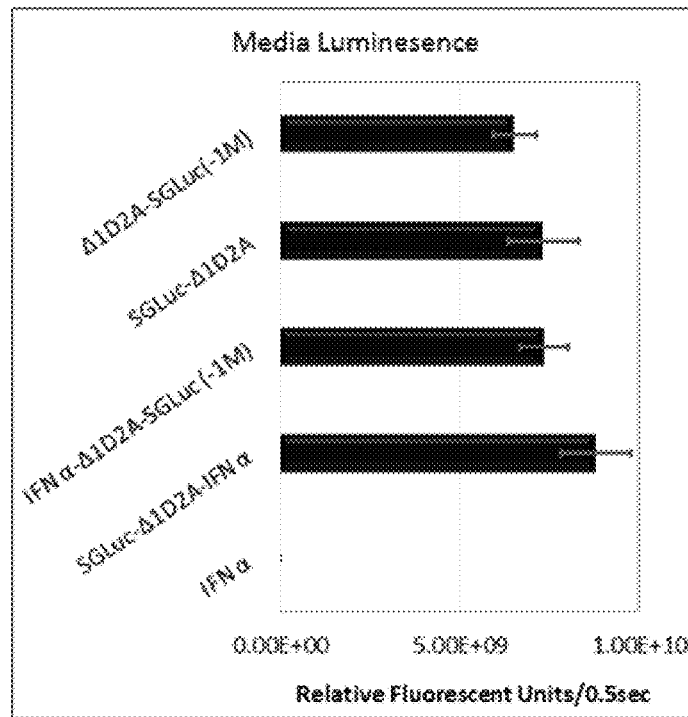
* cited by examiner

FIG. 1



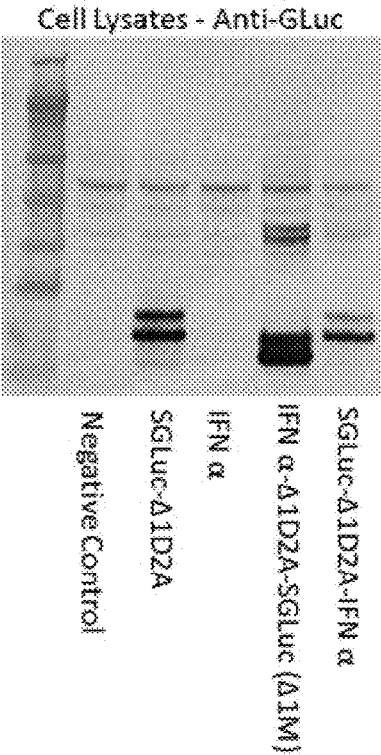
Layout of the three interferon α containing constructs created and evaluated. "sp" = secretion peptide sequence of interferon α .

FIG. 2A



Luciferase readings of constructs separated by the $\Delta 1D2A$ translational interrupter and corresponding controls.

FIG. 2B



Western blots of media harvested off of cells transfected with constructs separated by the Δ1D2A translational interrupter and corresponding controls.

FIG. 3

Porcine
 IFN α MAPTSAFLTALVLLSCNAICSLGCDLPQTHSLAHTRALRLLAQMRRISPFSCLDHRRDFG
 SPHEAFGGNQVQKAQAMALVHEMLQQTFFQLFSTEGSAAAWNESLLHQFCTGLDQQ
 LRDLEACVMQEAGLEGTPLEEDSILAVRKYFHRLTYLQEKSYSPCAWEIVRAEVMRSF
 SSSRNLQDRLRKKE

Porcine
 IFN β MANKCILQIALLMCFSTTALSMSYDVLRYQQRSSNLACQKLLGQLPGTQPQCLEDRMN
 FEVPEEIMQPPQFQKEDAVLIHEMLQQIFGILRRNFSSSTGWNETVIKTILVELDGQMD
 DLETILEEIMEEENFPRGDMTILHLKYYLSILQYLKSKYRSCAWTVVQVEILRNFSFLN
 RLTDYLRN

Bovine
 IFN γ MKYTSYFLALLCGLLGFSGSYGQGQFFREIENLKEYFNASSPDVAKGGPLFSEILKNWK
 DESDKIIQSQIVSFYFKLFENLKDQVQRSMDIKQDMFQKFLNGSSEKLEDFKKLIQI
 PVDDLQIQRKAINELIKVMNDLSPKSNLRKRKRSQNLFRGRRAST

Bovine
 IFN λ MAPGCTLVLVLMLTVALSRTGAVPVPSAPRALPPARGCHVAQFKSLSPQELOAFKTA
 RDAFEDSFLPKOWDCSTHLFPRTDLKHLQVWERPVALEAELALTLTVLEAMANSLSG
 HSLEQPLLTQNIHSLQACVPAQPTASSRPRGRLHHWLHRLQEARKESQDCLEASVM
 FNLLRLLTRDLKCVASGDQCV

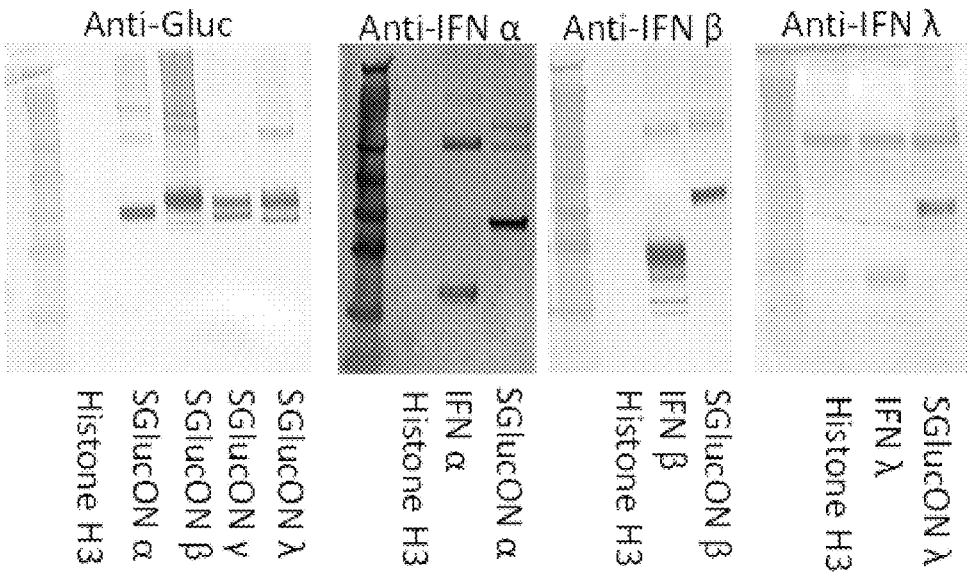
Amino acid sequences for Porcine Interferon α , Porcine Interferon β , Bovine Interferon γ , and Bovine Interferon λ . Underlined letters represent the secretion domains of each interferon sequence.

FIG. 4

SGLucON α	<p>MGVKVLFALICIAVAEAKPTENNEDFNIVAVASNFATTDLDADRGKLPGKKLPLEVLKEMEAN ARKAGCTRGCLICLSHIKCTPKMKKWLPGRCHTYEGDKESAQGGIGEAIVDIPEIPGFKDLEP MEQFIAQVDLCVDCTTGCLKGLANVQCSDLLKKWLPQRCATFASKIQGOVDKIKGAGGDDGP GCDLPQTHSLAHTRALRLLAQMRRISPFSCLDHRRDFGSPHEAFGGNQVQKAQAMALVHE MLQQTFFQLFSTEGSAAAWNESLLHQFCTGLDQQLRDLEACVMQEAGLEGTPLEEDSILAV RKYFHRLTYLQEKSYSPCAWEIVRAEVMRSFSSSRNLQDRLRKKE</p>
SGLucON β	<p>MGVKVLFALICIAVAEAKPTENNEDFNIVAVASNFATTDLDADRGKLPGKKLPLEVLKEMEAN ARKAGCTRGCLICLSHIKCTPKMKKWLPGRCHTYEGDKESAQGGIGEAIVDIPEIPGFKDLEP MEQFIAQVDLCVDCTTGCLKGLANVQCSDLLKKWLPQRCATFASKIQGOVDKIKGAGGDDGP MSYDVLRYQQRSSNLACQKLLGQLPGTPQYCLEDRMNFVPEEIMQPPQFKEDAVLIHE MLQQIFGILRRNFSSTGWNETVIKTILVELDGQMDDELETILEEIMEEENFPRGDMTILHLKKY YLSILQYLSKEYRSCAWTVVQVEILRNFSFLNRLTDYLRN</p>
SGLucON γ	<p>MGVKVLFALICIAVAEAKPTENNEDFNIVAVASNFATTDLDADRGKLPGKKLPLEVLKEMEAN ARKAGCTRGCLICLSHIKCTPKMKKWLPGRCHTYEGDKESAQGGIGEAIVDIPEIPGFKDLEP MEQFIAQVDLCVDCTTGCLKGLANVQCSDLLKKWLPQRCATFASKIQGOVDKIKGAGGDDGP QGQFFREIENLKEYFNASSPDVAKGGPLFSEILKNWKDESDDKIIQSQIVSPFYFKLFENLKDNIQ VIQRSMDIHKQDMFQKFLNGSSEKLEDFKKLIQIPVDDLQIQRKAINELIKVMNDLSPKSNLRK RKRSQNLFRGRRAST</p>
SGLucON λ	<p>MGVKVLFALICIAVAEAKPTENNEDFNIVAVASNFATTDLDADRGKLPGKKLPLEVLKEMEAN ARKAGCTRGCLICLSHIKCTPKMKKWLPGRCHTYEGDKESAQGGIGEAIVDIPEIPGFKDLEP MEQFIAQVDLCVDCTTGCLKGLANVQCSDLLKKWLPQRCATFASKIQGOVDKIKGAGGDDGP RTGAVPVPSAPRALPPARGCHVAQFKSLSPQELQAFKTARDAFEDSFLPKDWDWCSTHLFPRT RDLKHLQVWERPVALEAELALTITVLEAMANSLSLGHSLQPLLTQNIHSLKQACVPAQPTAS SRPRGRLHHWHLHRLOEARKESQDCLEASVMFNLLRLLTRDLKCVASGDQCV</p>

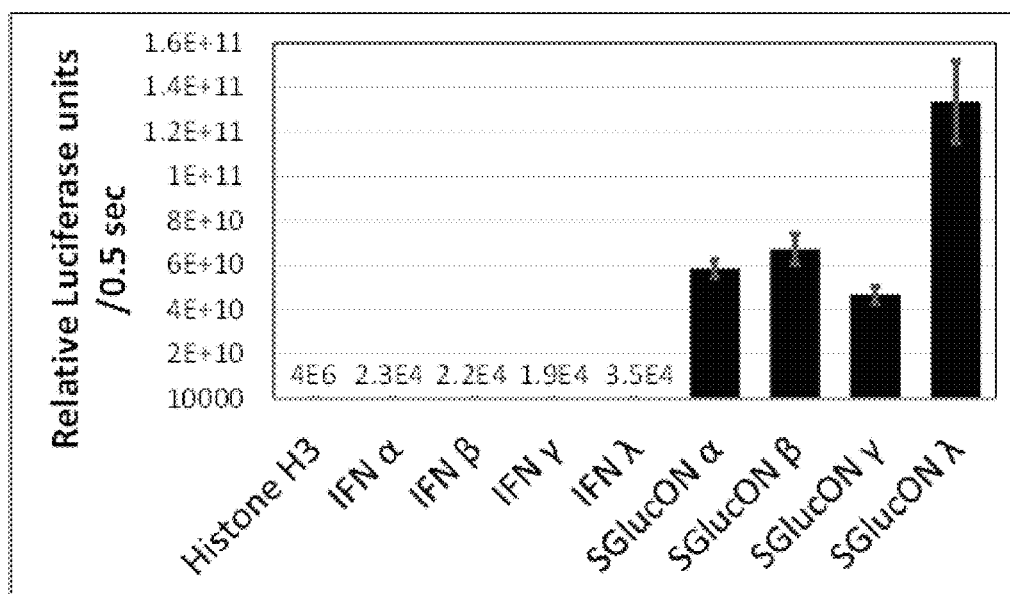
Amino acid sequences for SGLucON α , SGLucON β , SGLucON γ , and SGLucON λ .
 Italicized white letters with black background represent the *Gaussia* Luciferase amino acids.

FIG. 5A



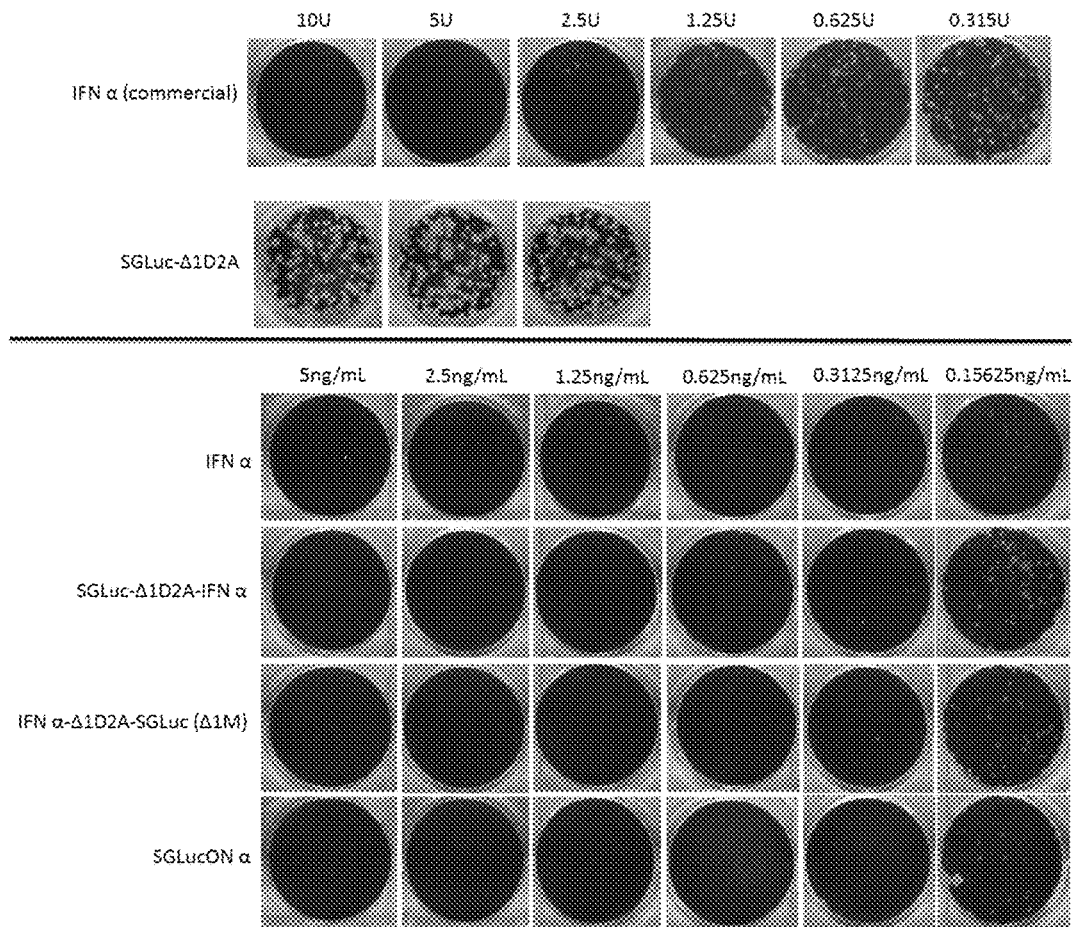
Western blots of media harvested from transfected cells using anti-GLuc, Anti-IFN α , Anti-IFN β , and Anti-IFN λ antibodies.

FIG. 5B



Relative Luciferase Units per half second for IFN and SGLucON α , β , γ , and λ media samples.

FIG. 6



Plaque assay of IFN α , SGLuc- Δ 1D2A-IFN α , IFN α - Δ 1D2A-SGLuc (Δ 1M), and SGLucON α activity against VSV-NJ.

FIG. 7

Sample	Concentration of IFN α \pm standard deviation (ng/ml)
IFN α	1239 \pm 86
SGLuc- Δ 1D2A-IFN α	921 \pm 55
IFN α - Δ 1D2A-SGLuc Δ 1M	528 \pm 72
Δ 1D2A-SGLuc Δ 1M (IFN α negative control)	<18 (limit of detection at 1:500 dilution)
SGLuc- Δ 1D2A (IFN α negative control)	<18 (limit of detection at 1:500 dilution)

Concentration of IFN α in harvested media from cells transfected with pTarget IFN α , pTarget SGLuc- Δ 1D2A-IFN α , pTarget IFN α - Δ 1D2A-SGLuc Δ 1M, pTarget Δ 1D2A-SGLuc Δ 1M, and pTarget SGLuc- Δ 1D2A. There were 3 replicates per each of 4 dilutions for each sample.

FIG 8.

Sample	Concentration of IFN α in each sample (ng/ml)					
	5	2.5	1.25	0.625	0.312	0.1525
IFN α	0	0	0	4.5	19	58
SGLuc- Δ 1D2A-IFN α	0	0	2	17.5	53.5	116.5
IFN α - Δ 1D2A-SGLuc Δ 1M	0	0	1	11.5	37	91.5
SGLucON α	0	0	0	1.5	9.5	25.5
SGLuc- Δ 1D2A (IFN α negative control)	245	230	220.5	ND	ND	ND

Effects of IFN α on growth of Vesicular Stomatitis Virus-NJ (VSV-NJ). IFN α levels produced in growth media harvested from HEK293-T cells transfected with pTarget IFN α , pTarget SGLuc- Δ 1D2A-IFN α , pTarget IFN α - Δ 1D2A-SGLuc Δ 1M, mpTarget SGLucON α , or pTarget SGLuc- Δ 1D2A (negative control) were measured and adjusted to concentrations listed before samples were exposed to MDBK cells. VSV-NJ was added to the MDBK cells and Plaque Forming Units (PFU) were counted after the growth period; average of 2 replicates are reported. ND, not determined.

**FUSION PROTEIN COMPRISING *GAUSSIA*
LUCIFERASE, TRANSLATION
INTERRUPTER SEQUENCE, AND
INTERFERON AMINO ACID SEQUENCES**

CROSS-REFERENCE TO RELATED
APPLICATIONS

This continuation in part (CIP) application claims priority to U.S. application Ser. No. 15/259,409, filed Sep. 8, 2016, which is incorporated by reference in its entirety.

REFERENCE TO A SEQUENCE LISTING

In accordance with 37 CFR § 1.52(e)(5), the present specification makes reference to a Sequence Listing submitted electronically as a .txt file named "500012us_ST25.txt" on May 1, 2017. The .txt file was generated on Feb. 21, 2017, and is 308 kb in size. The entire contents of the Sequence Listing are herein incorporated by reference.

BACKGROUND OF THE INVENTION

Field of the Invention

The present disclosure generally relates to fusion polynucleotides encoding fusion proteins comprising interferons and luciferases which have biotherapeutic, diagnostic, and quality control uses in both the medical and veterinary fields.

Description of the Related Art

Interferons (IFN) are a class of cytokines that interfere with viral replication. Interferons are divided into three classes, type I, type II, and type III. Type I interferons utilize the IFNAR1-IFNAR2 receptor complex and include IFN α and IFN β . Type II interferons consist of IFN γ and utilize the IFNGR1-IFNGR2 receptor complex. Type III interferons consist of IFN λ , also called interleukin-28A, interleukin-28B, and interleukin-29, the most recently discovered interferon type. Type III interferons utilize the IFNLR1-IL10R β receptor complex.

Type I interferons are used to treat a number of medical conditions in humans. Commercially available IFN alpha is used for the treatment of hairy cell leukemia, malignant melanoma, and AIDS-related Kaposi's sarcoma while IFN beta has been used as a treatment for relapsing-remitting and secondary-progressive forms of multiple sclerosis. In a veterinary setting IFN alpha can be used to treat Feline Herpesvirus 1, Feline infectious peritonitis, Feline Immunodeficiency Virus, Feline Leukemia Virus, and Canine papilloma virus in companion animals while in livestock both IFN α and IFN β have been found to inhibit Foot-and-Mouth Disease Virus (FMDV). Type III interferon, IFN λ , is also capable of inhibiting FMDV in cattle.

Interferons are naturally secreted, often by specialized cell types, and are comprised of a secretion peptide sequence along with an activity domain. The secretion domain is not essential for protective activity. Protective activity of interferons, and in particular IFN α , is often evaluated using Vesicular Stomatitis Virus (VSV). VSV is a member of the Rhabdoviridae family and is capable of infecting insects, cattle, horses, pigs, and under the right circumstances humans.

Hybrid peptides comprised of interferons and various molecules have been constructed and evaluated for a number of reasons. Previous work has made hybrid molecules com-

prised of IFN α and portions of placental growth factor-2 to enhance the anti-tumor properties of IFN α . Chimeras of interferons with different reporter molecules such as DsRed2 and GFP as well as with antibodies for immunotherapy have also been previously reported in literature.

Quantification of interferon concentrations is typically dependent upon either an activity assay or antibody based methods such as an ELISA. Measurements obtained by interferon activity assays are related to interferon concentration but not definitively related. For example, addition of placental growth factor-2 can enhance interferon activity resulting in detection of a higher interferon activity. However, this higher interferon activity is not directly related to the absolute concentration of interferon. This raises the potential that undesired and/or unknown contaminations during production can artificially influence determination of a final product concentration.

Antibody-based detection assays, such as ELISA, can be inaccurate because antibodies used to detect interferon can bind to more than one type of interferon or can exhibit different affinities for interferon under different conditions. Antibody binding affinities are dependent upon recognition of structural elements such as linear and conformational epitopes in the target substrate such as interferon. Amino acid sequence differences or conformation differences between or among interferon molecules in a sample can cause antibodies to exhibit different binding affinities. This leads to inaccuracies in determining the absolute concentration of an interferon, or a particular interferon, in a sample. As a result the usage of ELISA to determine the absolute concentrations of molecules with different amino acid sequences is not always a reliable option. Antibody-based detection assays also carry a high cost associated with the need to produce a consistent antibody amongst different production batches. The usage of antibodies also contributes to a limited shelf life.

In view of these problems, the inventors developed novel chimeric proteins that fuse a luciferase reporter with an interferon or enzyme of interest. The resulting chimeric proteins allow for easy and accurate determination of absolute concentrations for interferons and other biologically active molecules.

BRIEF SUMMARY OF THE INVENTION

The inventors disclose herein chimeric proteins fusing a *Gaussia* Luciferase (GLuc) or Super-luminescent *Gaussia* Luciferase (SGLuc) reporter to different kinds of interferons.

GLuc is a 185 amino acid naturally secreted luciferase isolated from *Gaussia princeps*. Mutations to GLuc which enhance luciferase output may include, but are not limited to, the 8990 mutant also identified as SGLuc.

GLuc and SGLuc constructs with 2A or 2A-like protein sequences such as, for example, a Δ 1D2A translational interrupter, retained both luciferase activity and secretion, which make them viable biomarkers for expression in a single open reading frame.

Several types of such chimeric fusion proteins are exemplified. In one or more embodiments, three different chimeric molecules were created using IFN α sequence, as exemplified in FIG. 1. As a first example, SGLuc- Δ 1D2A-IFN α is a SGLuc- Δ 1D2A fused to a complete IFN α sequence on the C-terminus. This translated construct expresses two separate proteins—SGLuc- Δ 1D2A and IFN α . As a second example, IFN α - Δ 1D2A-SGLuc Δ 1M, is a complete IFN α sequence with a Δ 1D2A-SGLuc Δ 1M fused on the C-ter-

minus. This translated construct expresses two separate proteins IFN α - Δ 1D2A and SGLuc Δ 1M. As a third example, SGLucON α is a SGLuc sequence with just the activity domain of IFN α fused to the C-terminus. This translated construct expresses a single protein SGLucON α which is comprised of both SGLuc and just the activity domain of IFN α .

SGLucON α was used as a template to create three additional chimeric molecules based off of porcine IFN β , bovine IFN γ , and bovine IFN λ . For the creation of these constructs each IFN sequence was examined and the secretion domains identified, FIG. 3. Chimeric molecules were constructed by making chimeras only of SGLuc with the resulting non-secretion related amino acid sequences, FIG. 4. The resulting chimeras are identified as SGLucON β , SGLucON γ , and SGLucON λ .

Utilization of chimeric molecules of GLuc or SGLuc with interferons or a protein of interest provides a simple and fast method to substantially quantify an absolute concentration of a particular kind of interferon or protein of interest. When utilizing a construct containing the Δ 1D2A translational interrupter the resulting product is two proteins and concentration is determined of the luciferase as a correlate to concentration of interferon or a protein of interest. When utilizing fused protein like SGLucON α , the concentration can be measured directly using the resulting luciferase activities of the chimeric protein.

BRIEF DESCRIPTION OF THE DRAWINGS

FIG. 1 depicts the layout of the three interferon α containing construct open reading frames.

FIG. 2A describes luciferase readings of constructs separated by the Δ 1D2A translational interrupter and corresponding controls.

FIG. 2B depicts Western blots of media harvested off of cells transfected with constructs separated by the Δ 1D2A translational interrupter and corresponding controls.

FIG. 3 describes amino acid sequences for Porcine Interferon α (SEQ ID NO: 24), Porcine Interferon β (SEQ ID NO: 66), Bovine Interferon γ (SEQ ID NO: 75), and Bovine Interferon λ , (SEQ ID NO: 84). Underlined residues represent the secretion domains of each interferon sequence.

FIG. 4 describes amino acid sequences for SGLucON α (SEQ ID NO: 48), SGLucON β (SEQ ID NO: 70), SGLucON γ (SEQ ID NO: 111), and SGLucON λ (SEQ ID NO: 113). Underlined residues represent the *Gaussia* Luciferase amino acids.

FIG. 5A depicts Western blots of media harvested from transfected cells using anti-GLuc, Anti-IFN α , Anti-IFN β , and Anti-IFN λ , antibodies.

FIG. 5B describes relative Luciferase Units per half second for IFN and SGLucON α , β , γ , and λ , media samples.

FIG. 6 depicts a plaque assay of IFN α , SGLuc- Δ 1D2A-IFN α , IFN α - Δ 1D2A-SGLuc (Δ 1M), and SGLucON α activity against Vesicular Stomatitis Virus-NJ.

FIG. 7 depicts concentration of IFN α in harvested media from cells transfected with pTarget IFN α , pTarget SGLuc- Δ 1D2A-IFN α , pTarget IFN α - Δ 1D2A-SGLuc Δ 1M, pTarget Δ 1D2A-SGLuc Δ 1M, and pTarget SGLuc- Δ 1D2A. There were 3 replicates per each of 4 dilutions for each sample.

FIG. 8 depicts effects of IFN α on growth of VSV-NJ. IFN α levels produced in growth media harvested from HEK293-T cells transfected with pTarget IFN α , pTarget SGLuc- Δ 1D2A-IFN α , pTarget IFN α - Δ 1D2A-SGLuc Δ 1M, mpTarget SGLucON α , or pTarget SGLuc- Δ 1D2A (negative control) were measured and adjusted to concentrations listed

before samples were exposed to MDBK cells. VSV-NJ was added to the MDBK cells and Plaque Forming Units (PFU) were counted after the growth period; average of 2 replicates are reported. ND, not determined.

DETAILED DESCRIPTION OF THE INVENTION

Definitions

The term “fusion protein” or “chimeric protein” refers to a polypeptide containing polypeptides or segments of polypeptides from different sources, such as a segment of a luciferase from *Gaussia princeps* and a biologically active segment of an interferon. A fusion protein may be produced by joining two or more polynucleotides that originally coded for the separate proteins or protein segments into a single fusion polynucleotide. Besides the polynucleotide sequences encoding for the separate proteins, a fusion polynucleotide may comprise other polynucleotide sequences such as those encoding translation interrupter sequences or those encoding amino acid sequences which otherwise traffic or process an expressed protein. In some embodiments, the term “fusion protein” will refer to an intact fusion protein, such as a fusion between a luciferase and interferon sequence. In other embodiments, this term may refer to separate polypeptides derived from translation of a fusion polynucleotide, for example, can encompass separate polypeptides produced from a fusion construct containing a translation interrupter sequence.

Translation of the fusion polynucleotide results in a single or multiple polypeptides with functional properties derived from each of the original proteins. A single fusion protein may be expressed from a fusion polynucleotide. Such a single fusion protein may be processed into one, two or more polypeptides depending on the design of the fusion polynucleotide and the host cell expressing it. A fusion polynucleotide can express more than one polypeptide depending on its design, for example, depending on the presence of translation interrupters, stop codons, or other regulatory elements.

A polypeptide encoded by a fusion polynucleotide need not exactly correspond to all the residues of the original protein, for example, it may contain fewer or more amino acid residues than a full-length source protein, but contain an active site or functional domain of the source protein, for example, it may be a fragment of interferon that retains at least one interferon activity. A fusion polynucleotide may also be engineered to encode modified forms of a source protein, such as those having at least 70, 80, 90, 95 or 99% sequence identity or similarly with a source protein or with a functional segment thereof.

The term “fragment thereof,” as applied to a polypeptide component of a fusion polypeptide described herein, refers to a polypeptide comprising any portion of the amino acid sequence of the polypeptide, wherein the fragment substantially retains at least one function of the full-length polypeptide from which it was derived. For example, a fragment of a luciferase may emit light or be processed and/or secreted in a manner similar to the full-length luciferase; a fragment of a translation interruption or interrupter sequence can retain the ability to interrupt translation, and a fragment of a biologically active molecule, such as interferon, can retain at least one physiological, pharmacodynamics, pharmacokinetic or immunological activity of the full-length molecule and/or an ability to be processed, trafficked or

secreted in a way similar to the native biologically active molecule from which it was derived.

The term “derivative thereof” or “modified sequence” as applied to the polypeptide components disclosed herein, refers to a polypeptide consisting of an amino acid sequence that is at least 70, 80, 90, 95, or 99% identical or similar to the amino acid sequence of a biologically active molecule such as a luciferase, translation interruption or interrupter sequence, or interferon, wherein the polypeptide derivative substantially retains the ability to induce the secretion of a target polypeptide to which it is fused. In some embodiments, the derivative comprises an amino acid sequence that is at least 75%, 80%, 85%, 86%, 87%, 88%, 89%, 90%, 91%, 92%, 93%, 94%, 95%, 96%, 97%, 98%, or 99% identical to the amino acid sequence of a native or previously engineered sequence. The derivative may comprise additions, deletions, substitutions, post-translational modifications, chemical modifications, or a combination thereof to the amino acid sequence of a native or previously engineered molecule. A derivative may include a mutant polypeptide with 1, 2, 3, 4, 5, 6, 7, 8, 9, 10, 11-15, 16-20, 21-25, or 26-30 additions, substitutions, post-translational modifications, chemical modifications, or deletions. Additions or substitutions also include the use of non-naturally occurring amino acids or modified amino acids.

BLASTN may be used to identify a polynucleotide sequence having at least 70%, 75%, 80%, 85%, 87.5%, 90%, 92.5%, 95%, 97.5%, 98%, 99% sequence identity to a reference polynucleotide. A representative BLASTN setting optimized to find highly similar sequences uses an Expect Threshold of 10 and a Wordsize of 28, max matches in query range of 0, match/mismatch scores of 1/-2, and linear gap cost. Low complexity regions may be filtered or masked. Default settings of a Standard Nucleotide BLAST are described by and incorporated by reference to blast.ncbi.nlm.nih.gov/_Blast.cgi?PROGRAM=blastn&BLAST_PROGRAMS=megaBlast&PA_GE_TYPE=BlastSearch&SHOW_DEFAULTS=on&LINK_LOC=blasthome (last accessed Feb. 4, 2016).

BLASTP can be used to identify an amino acid sequence having at least 70%, 75%, 80%, 85%, 87.5%, 90%, 92.5%, 95%, 97.5%, 98%, 99% sequence identity, or similarity to a reference amino acid using a similarity matrix such as BLOSUM45, BLOSUM62 or BLOSUM80 where BLOSUM45 can be used for closely related sequences, BLOSUM62 for midrange sequences, and BLOSUM80 for more distantly related sequences. Unless otherwise indicated a similarity score will be based on use of BLOSUM62. When BLASTP is used, the percent similarity is based on the BLASTP positives score and the percent sequence identity is based on the BLASTP identities score. BLASTP “Identities” shows the number and fraction of total residues in the high scoring sequence pairs which are identical; and BLASTP “Positives” shows the number and fraction of residues for which the alignment scores have positive values and which are similar to each other. Amino acid sequences having these degrees of identity or similarity or any intermediate degree of identity or similarity to the amino acid sequences disclosed herein are contemplated and encompassed by this disclosure. A representative BLASTP setting that uses an Expect Threshold of 10, a Word Size of 3, BLOSUM 62 as a matrix, and Gap Penalty of 11 (Existence) and 1 (Extension) and a conditional compositional score matrix adjustment. Other default settings for BLASTP are described by and incorporated by reference to the disclosure available at: blast.ncbi.nlm.nih.gov/_Blast.cgi?PROGRAM=blastp&PAGE_TYPE=BlastSearch&LINK_

LOC= blasthome (last accessed Jun. 29, 2016). Derivatives, analogs or modified versions of any of the polynucleotide or amino acid sequences specifically described herein or in the sequence listing having the above-mentioned ranges of sequence identity or similarly are specifically contemplated.

A “biologically active” or “active” interferon or other polypeptide of interest will exhibit at least one activity of the native molecule, such as an ability to modulate the immune system, treat an autoimmune disease, induce humoral or cellular immunity, interfere with virus replication, treat a tumor or microbial infection, contain diagnostically or immunologically useful epitopes, or any other function of the native molecule. These functions will depend on the nature of the native polypeptide of interest.

A “biotherapeutic” or a composition containing a fusion protein or cleavage product(s) of such a fusion protein, as described herein, including living cells which express or contain such a fusion protein or fusion protein fragments, may be formulated by any of the methods known in the art.

It can be typically prepared as an injectable (e.g. subcutaneous, intradermal and intramuscular injection, jet injections) or as a formulation for oral administration, intranasal administration (e.g. aerosol inhalation or instillation), topical administration to the eye, electroporation, gene gun, transfection, liposome-mediated delivery or combinations thereof, either as liquid solutions or suspensions. Solid forms suitable for solution in, or suspension in, liquid prior to injection or other administration may also be prepared. The preparation may also be emulsified or encapsulated in liposomes. Suitable excipients include but are not limited to water, saline, dextrose, glycerol, ethanol, or the like and combinations thereof. In a further embodiment, example diluents include, but are not limited to, water, physiological saline solution, human serum albumin, oils, polyethylene glycols, glycerin, propylene glycol or other synthetic solvents, antibacterial agents such as benzyl alcohol, antioxidants such as ascorbic acid or sodium bisulfite, chelating agents, such as ethylene diamine-tetra-acetic acid, buffers such as acetates, citrates or phosphates and agents for adjusting osmolarity, such as sodium chloride or dextrose. In a further embodiment, example carriers include, but are not limited to, liquid carriers (e.g., water, saline, culture medium, saline, aqueous dextrose, aqueous glycols) and solid carriers (e.g., carbohydrates such as starch, glucose, lactose, sucrose, dextrans; anti-oxidants such as ascorbic acid and glutathione, hydrolyzed proteins). In a further embodiment, pharmaceutically acceptable salts, include but are not limited to, the acid addition salts (formed with free amino groups of the peptide) which are formed with inorganic acids (e.g., hydrochloric acid or phosphoric acids) and organic acids (e.g., acetic, oxalic, tartaric, or maleic acid). Salts formed with the free carboxyl groups may also be derived from inorganic bases (e.g., sodium, potassium, ammonium, calcium, or ferric hydroxides), and organic bases (e.g., isopropylamine, trimethylamine, 2-ethylamino-ethanol, histidine, and procaine). In a further embodiment, the biotherapeutic or other compositions according to the invention may contain minor amounts of auxiliary substances such as wetting or emulsifying agents, pH buffering agents, and/or other agents, which enhance the effectiveness of the vaccine. Examples of agents which may be effective include, but are not limited to: aluminum hydroxide; N-acetyl-muramyl-L-threonyl-D-isoglutamine (thr-MDP); N-acetyl-nor-muramyl-L-alanyl-D-isoglutamine (CGP 11637, referred to as nor-MDP); N-acetyl muramyl-L-alanyl-D-isoglutaminy 1-L-alanine-2-(1'-2'-dipalmitoyl-sn-glycero-3-hydroxyphosphoryloxy)-ethyl amine (CGP

19835A, referred to as MTP-PE); and RIBI, which contains three components extracted from bacteria: monophosphoryl lipid A, trehalose dimycolate and cell wall skeleton (MPL+TDM+CWS) in a 2% squalene/Tween 80 emulsion.

In one or more embodiments, the biotherapeutics and compositions described herein may be administered prophylactically (e.g., to prevent or ameliorate the effects of a future infection), therapeutically (e.g., to treat or to empower the immune system of an infected subject) or both, in a manner compatible with the dosage formulation, and in such an amount and manner as will be prophylactically and/or therapeutically effective.

In an alternative embodiment, polynucleotides encoding a fusion protein according to the invention may be administered as a DNA composition which can be administered at dosages such as in the range of 0.05-3 µg/µl. Other factors that can form the basis of what dosage range to implement include but are not limited the size of the subject, the particular pathogen or disease being treated and the particular type of interferon or other biologically active molecule encoded.

A polynucleotide-based composition may be given in a single dose; two dose schedule, for example two to eight weeks apart; or a multiple dose schedule. A multiple dose schedule is one in which a primary course of administration may include 1 to 10 or more separate doses, followed by other doses administered at subsequent time intervals as required to maintain and/or reinforce the desired response on a subject's immune system.

"*Gaussia* luciferase" or "GLuc" describes luciferases produced by members of the genus *Gaussia*, amino acid sequence variants of native *Gaussia* luciferases, such as those having at least 70, 80, 90, 95, 99% sequence identity or homology to a native or previously engineered *Gaussia* luciferase or that contain 1, 2, 3, 4, 5, 6, 7, 8, 9, 10 or more amino acid deletions, substitutions or insertions to a native *Gaussia* luciferase amino acid sequence, and truncated native or variant *Gaussia* luciferases that retain luciferase activity. *Gaussia* luciferase or GLuc from *G. princeps* is commercially available (SEQ ID NO: 2). GLuc is a 185 amino acid naturally secreted luciferase isolated from *Gaussia princeps* and has a higher luminescence intensity than firefly or *Renilla* luciferases. It has been used to monitor tumor growth in vivo.

"Super-luminescent *Gaussia* luciferase" or "SGLuc" describes amino acid sequence variants of *Gaussia* luciferase containing an amino acid substitution at residues 89 and 90 of GLuc (SEQ ID NO:4) and which exhibit a higher stability than unmodified *G. princeps* luciferase in certain cell lysis buffers. This term encompasses other luciferase variants that are at least 70, 80, 90, 95, or 99% identical or similar to the GLuc or SGLuc of SEQ ID NO: 2 or 4, respectively, which exhibit substantially the same properties. The addition of 30 amino acid sequence comprising the FMDV 2A translational interrupter sequence, Δ1D2A, to the C-terminus of GLuc or the 8990 GLuc mutant (SGLuc) did not prevent either secretion or luminescence.

The luciferases described herein may be expressed in a form, or processed and expressed in a form that is capable of secretion from a host cell expressing a fusion polypeptide expressing them.

The term "interferon" includes native or previously-engineered mammalian Type I (IFN-α, IFN-β, IFN-ε, -κ, -δ, and -ζ, IFN-ω and IFN-ν), and non-mammalian interferons, such as those from birds, reptiles, amphibians, fish and other vertebrates. It also includes Type II interferon (IFN-γ) and

Type III interferon (IFN-λ). Representative interferon polynucleotide or amino acids sequences are described by SEQ ID NOS: 23/24, 49/50, 53/54, 57/58, 61/62, 65/66, 71/72, 75/76, 79/80, 83/84, 87/88, or 91/92.

This term includes IFN α, β, and γ interferons, amino acid sequence variants of native interferons, such as those having at least 70, 80, 90, 95, 99% sequence identity or homology to a native or previously engineered interferon or that contain 1, 2, 3, 4, 5, 6, 7, 8, 9, 10 or more deletions, substitutions or insertions to a native or previously engineered interferon amino acid sequence, and truncated native or variant interferons that retain at least one functional activity of the native or previously-engineered interferon.

An interferon may be obtained or derived from a human or other mammal, avian, or vertebrate, including but not limited to monkeys and other primates, mice, rats, rabbits, horses, domestic dogs and other *Canidae*, domestic cats and other *Felidae*, pigs and other *Suidae*, cows and other *Bovinae*, cattle, sheep, goats, water buffalos, yaks, reindeer, deer, elk, llamas, alpacas, bison, moose, camels, chamois, giraffes, hogs, warthogs, kudus, antelopes, gazelles, and wildebeests.

The term "interferon secretion sequence" includes, but is not limited to, native amino acid sequences that facilitate secretion of interferons, such as those described by the amino acid sequences of SEQ ID NOS: 26, 28, 30, 32, 34, 36, 38, 40, 42, 44 and 46. Other interferon secretion sequences include those that are at least 70, 80, 90, 95, 99% identical or similar to a native interferon secretion sequence which facilitate secretion of interferon or other biologically active proteins. Modified interferon secretion sequences also include those with 1, 2, 3, 4, 5, 6, 7, 8, 9, 10 or more amino acid deletions, substitutions or insertions to a native sequence. Representative polynucleotides encoding these secretion sequences are described by SEQ ID NOS: 25, 27, 29, 31, 33, 35, 37, 39, 41, 43 and 45 as well as by degenerate versions of these sequences and by modified polynucleotide sequences that encode an interferon secretion sequence that is at least 70, 80, 90, 95, 99% identical or similar to a native interferon secretion sequence as described herein.

The term "biologically active" or "active" molecule includes members of the interferon family described herein, as well as other cytokines such as members of the IL-2 family (including IL-4, IL-7, IL-9, IL-15, IL-21, EPO, TPO and other molecules having a four alpha helix bundle), IL-10 family (including IL-19, IL-20, IL-22, IL-24 and IL-26), IL-1 family (including IL-1 and IL-18), IL-17 family (including IL17A-IL17F) and cysteine-knot family (TNF-β1, TNF-β2, TNF-β3). It includes lymphokines, interleukins and chemokines as well as peptide hormones such as amyline, anti-mullerian hormone, adiponectin, adrenocorticotrophic hormone, angiotensinogen, angiotensin, antidiuretic hormone, atrial-natriuretic peptide, brain natriuretic peptide, calcitonin, cholecystokinin, corticotropin-releasing hormone, cortistatin, enkephalin, endothelin, erythropoietin, follicle-stimulating hormone, galanin, gastric inhibitory polypeptide, gastrin, ghrelin, glucagon, glucagon-like peptide-1, gonadotropin-releasing hormone, growth hormone-releasing hormone, hepcidin, human chorionic gonadotropin, human placental lactogen, growth hormone, inhibin, insulin, insulin like growth factor, leptin, lipotropin, luteinizing hormone, melanocyte stimulating hormone, motilin, orexin, oxytocin, pancreatic polypeptide, parathyroid hormone, pituitary adenylate cyclase-activating peptide, prolactin, prolactin releasing hormone, relaxin, renin, secretin, somatostatin, thrombopoietin, thyroid-stimulating hormone, thyrotropin-releasing hormone, vasoactive intes-

tinal peptide, guanylin, and uroguanylin. Modified versions of these native molecules are included, such as those that are at least 70, 80, 90, 95, 99% identical or similar to a native biologically active molecule and which retain at least one activity thereof as well as those having 1, 2, 3, 4, 5, 6, 7, 8, 9, 10 or more amino acid deletions, substitutions or insertions to a native sequence.

A "translation interrupter" includes 2A, Δ 1D2A, or other 2A-like translational interrupters. The 2A translation interrupter is well known in the art pertaining to Foot-and-mouth Disease Virus (FMDV). Other such translational interrupters from other viruses are known. Variants of such interrupters with 1, 2, 3, 4, 5, 6, 7, 8, 9 or 10 insertions, deletions or substitutions of an amino acid residues that retain the ability to interrupt translation also may be used to process fusion proteins described herein. Non-limiting examples of translation interrupter sequences or polynucleotides encoding them are described by SEQ ID NOS: 5-14.

A "pharmaceutically acceptable carrier", "adjuvant", or "excipient" is known in the art, including, but not limited to, physiological saline, mineral oil, vegetable oils, aqueous carboxymethyl cellulose or polyvinylpyrrolidone. The skilled practitioner will recognize that such carriers should be compatible with the fusion proteins or nucleic acid constructs. Phosphate buffered saline (PBS) is one example of an acceptable carrier. The concentration and amount of the proteins or nucleic acid constructs in the final composition may vary depending upon the desired use and type of response needed, and the host animal. The fusion proteins or nucleic acid constructs should be provided in an amount effective to induce the preferred response as determined by routine testing. Appropriate adjuvants as known in the art may also be included in the formulation. Without being limited thereto, suitable adjuvants include but are not limited to mineral oil, vegetable oils, alum, Freund's incomplete adjuvant, and microparticles or nanoparticles or beads of biocompatible matrix materials such as agar or polyacrylate. Other known immunogenic agents used in conventional vaccines for a subject may also be included in the formulation as well as other therapeutic agents, such as antibacterial or antiviral drugs.

Additional non-limiting aspects and embodiments of the disclosure are described in the following enumerated paragraphs. Some embodiments are directed to compositions containing polynucleotides, these include, without limitation, the following:

1. A polynucleotide that encodes at least one fusion protein comprising at least one of *Gaussia* Luciferase (GLuc), super-luminescent *Gaussia* luciferase (SGLuc) or other luciferase which, preferably, when expressed can be secreted, and at least one interferon, cytokine, enzyme, or other polypeptide of interest. Examples of polynucleotides encoding GLuc and SGLuc include those comprising the sequences of SEQ ID NO: 1 and SEQ ID NO: 3. Representative luciferase sequences are described by SEQ ID NO: 2 and SEQ ID NO: 4, respectively. The polynucleotides encoding the luciferase may be directly adjoined to those encoding the interferon or other polypeptide of interest or may be separated from the sequences encoding the interferon or other polypeptide of interest, for example, by an intervening translation interruption or interrupter sequence. A polynucleotide sequence encoding a luciferase may replace a polynucleotide sequence encoding the N-terminal portion of an interferon or other polypeptide of interest, for example, it may replace a native secretion sequence or sequence not essential for the biological activity (or immunogenicity) of an interferon or other polypeptide of interest.

The above-mentioned polynucleotide sequence may encode fusion proteins having their various components in any order. For example, it may encode a fusion protein comprising in order from the N-terminal: a luciferase amino acid sequence (such as GLuc or SGLuc), a translation interrupter amino acid sequence (such as 2A or Δ 1D2A) and a biologically active molecule amino acid sequence (such as IFN α). In this embodiment the fusion polynucleotide, upon translation, can produce two separate proteins: the first comprising the luciferase-translation interrupter and the second comprising the biologically active amino acid sequence, e.g., (SGLuc- Δ 1D2A and IFN α).

This embodiment may encode a fusion protein comprising in order from the N-terminal: a biologically active molecule amino acid sequence (such as IFN α), a translation interrupter amino acid sequence (such as 2A or Δ 1D2A), and a luciferase amino acid sequence (such as GLuc or SGLuc). In this embodiment, upon translation, the fusion polynucleotide can produce two separate proteins: the first comprising the luciferase and the second comprising the translation interrupter sequence and the biologically active amino acid sequence which may be expressed without an N-terminal Met residue (e.g., IFN α - Δ 1D2A and SGLuc Δ 1M).

This embodiment it may encode a GLucON or SGLucON sequence comprising in order from the N-terminal a luciferase amino acid sequence (such as GLuc or SGLuc) fused to an active domain of a biologically active protein, such as IFN α with its native secretion domain replaced with GLuc or SGLuc secretion sequence. No translation interrupter sequence is required for this fusion protein construct which can be transported out of a host cell intact.

2. The polynucleotide of embodiment 1, wherein the at least one fusion protein further comprises at least one promoter or other transcription regulatory element, at least one prokaryotic or eukaryotic translation initiation sequence or other translation regulatory element, at least one translational interrupter sequence, or at least one reporter gene operatively linked to, or embedded within the polynucleotide sequence encoding the at least one fusion protein.

3. The polynucleotide of embodiment 1, wherein the at least one fusion protein further comprises at least one of a 2A, Δ 1D2A, or other translational interrupter sequence.

4. The polynucleotide of embodiment 1, wherein the at least one fusion protein further comprises at least one an Aphthovirus 2A, Δ 1D2A, or other Aphthovirus translational interrupter sequence. Representative examples of polynucleotides encoding translation interrupter sequences include those comprising SEQ ID NOS: 5, 7, 9, 11, 13, 15, 17, 19, and 21. Representative encoded amino acid sequences are respectively described by SEQ ID NOS: 6, 8, 10, 12, 14, 16, 18, 20 and 22.

5. The polynucleotide of embodiment 1, wherein the at least one fusion protein further comprises at least one of a foot and mouth disease virus (FMDV) 2A, FMDV Δ 1D2A, or other FMDV translational interrupter sequence.

6. The polynucleotide of embodiment 1, wherein the at least one fusion protein further comprises a Δ 1D2A sequence engineered at the C-terminus of the at least one of *Gaussia* Luciferase (GLuc), super-luminescent *Gaussia* luciferase (SGLuc) or other luciferase.

7. The polynucleotide of embodiment 1, wherein the at least one fusion protein further comprises a Δ 1D2A sequence engineered at the N-terminus of the at least one of *Gaussia* Luciferase (GLuc), super-luminescent *Gaussia* luciferase (SGLuc) or other luciferase.

8. The polynucleotide of embodiment 1, wherein the at least one fusion protein further comprises a translational

interrupter sequence engineered at the C-terminus of at least one of *Gaussia* Luciferase (GLuc), super-luminescent *Gaussia* luciferase (SGLuc) or other luciferase.

9. The polynucleotide of embodiment 1, wherein the at least one fusion protein further comprises a translational interrupter sequence engineered at the N-terminus of the at least one of *Gaussia* Luciferase (GLuc), super-luminescent *Gaussia* luciferase (SGLuc) or other luciferase.

10. The polynucleotide of embodiment 1, wherein the at least one fusion protein further comprises an FMDV 2A sequence engineered at the C-terminus of at least one of *Gaussia* Luciferase (GLuc), super-luminescent *Gaussia* luciferase (SGLuc) or other luciferase.

11. The polynucleotide of embodiment 1, wherein the at least one fusion protein further comprises an FMDV 2A sequence engineered at the N-terminus of the at least one of *Gaussia* Luciferase (GLuc), super-luminescent *Gaussia* luciferase (SGLuc) or other luciferase.

12. The polynucleotide of embodiment 1, wherein the at least one of *Gaussia* Luciferase (GLuc), super-luminescent *Gaussia* luciferase (SGLuc) or other luciferase which can be secreted does not have an N-terminal methionine residue.

13. The polynucleotide of embodiment 1 that encodes at least one fusion protein comprising at least one of *Gaussia* Luciferase (GLuc), super-luminescent *Gaussia* luciferase (SGLuc) or other luciferase, and at least one interferon, cytokine, enzyme, or other polypeptide of interest. Representative, but not limited, polynucleotides may comprise one or more polynucleotide subsequences (e.g., encoding a luciferase, a secretion polypeptide, interferon or other biologically active molecule, translation terminator, translation interrupter sequence, etc.) described in the sequence listing or may comprise a fusion polynucleotide such as those described by SEQ ID NOS: 97-103 and 108-109. Modified polynucleotides, which retain the functional properties of those described herein are included, such as polynucleotides that are at least 70, 80, 90, 95, or 99% identical or similar to those of SEQ ID NOS: 97-109 and which encode functional luciferases, translational terminators, or interferons or fusions or secretable fusions thereof. The polynucleotides described herein may be incorporated into a vector, including transposons, or into a host chromosome.

Other embodiments of the invention are directed to vectors these include, without limitation, the following:

14. A vector comprising the polynucleotide of embodiment 1 which encodes at least one fusion protein comprising at least one of *Gaussia* Luciferase (GLuc), super-luminescent *Gaussia* luciferase (SGLuc) or other luciferase, preferably, in a form which can be secreted, and at least one interferon, cytokine, enzyme, or other polypeptide of interest.

15. The vector of embodiment 14, wherein the polynucleotide encoding the at least one fusion protein further comprises at least one promoter or other transcription regulatory element, at least one prokaryotic or eukaryotic translation initiation sequence or other translation regulatory element, at least one translational interrupter sequence, or at least one reporter gene operatively linked to, or embedded within, the polynucleotide sequence encoding the at least one fusion protein.

16. The vector of embodiment 14, wherein the at least one fusion protein further comprises at least one of a 2A, Δ 1D2A, or other translational interrupter sequence.

17. The vector of embodiment 14, wherein the at least one fusion protein further comprises at least one an Aphthovirus 2A, Δ 1D2A, or other Aphthovirus translational interrupter sequence.

18. The vector of embodiment 14, wherein the at least one fusion protein further comprises at least one of a foot and mouth disease virus (FMDV) 2A, FMDV Δ 1D2A, or other FMDV translational interrupter sequence.

19. The vector of embodiment 14, wherein the at least one fusion protein further comprises a Δ 1D2A sequence engineered at the C-terminus of the at least one of *Gaussia* Luciferase (GLuc), super-luminescent *Gaussia* luciferase (SGLuc) or other luciferase which can be secreted.

20. The vector of embodiment 14, wherein the at least one fusion protein further comprises a Δ 1D2A sequence engineered at the N-terminus of the at least one of *Gaussia* Luciferase (GLuc), super-luminescent *Gaussia* luciferase (SGLuc) or other luciferase which can be secreted.

21. The vector of embodiment 14, wherein the at least one fusion protein further comprises a translational interrupter sequence engineered at the C-terminus of the at least one of *Gaussia* Luciferase (GLuc), super-luminescent *Gaussia* luciferase (SGLuc) or other luciferase which can be secreted.

22. The vector of embodiment 14, wherein the at least one fusion protein further comprises a translational interrupter sequence engineered at the N-terminus of the at least one of *Gaussia* Luciferase (GLuc), super-luminescent *Gaussia* luciferase (SGLuc) or other luciferase which can be secreted.

23. The vector of embodiment 14, wherein the at least one fusion protein further comprises an FMDV 2A sequence engineered at the C-terminus of at least one of *Gaussia* Luciferase (GLuc), super-luminescent *Gaussia* luciferase (SGLuc) or other luciferase which can be secreted.

24. The vector of embodiment 14, wherein the at least one fusion protein further comprises an FMDV 2A sequence engineered at the N-terminus of the at least one of *Gaussia* Luciferase (GLuc), super-luminescent *Gaussia* luciferase (SGLuc) or other luciferase which can be secreted.

25. The vector of embodiment 14, wherein the at least one of *Gaussia* Luciferase (GLuc), super-luminescent *Gaussia* luciferase (SGLuc) or other luciferase which can be secreted does not have an N-terminal methionine residue.

26. The vector of embodiment 14 that expresses the at least one engineered polypeptide of interest in a eukaryotic cell.

27. The vector of embodiment 14 that expresses the at least one engineered polypeptide of interest in a yeast cell.

28. The vector of embodiment 14 that expresses the at least one engineered polypeptide of interest in a fungus cell.

29. The vector of embodiment 14 that expresses the at least one engineered polypeptide of interest in an insect cell.

30. The vector of embodiment 14 that expresses the at least one engineered polypeptide of interest in a vertebrate cell.

31. The vector of embodiment 14 that expresses the at least one engineered polypeptide of interest in a mammalian cell.

32. The vector of embodiment 14 that expresses the at least one engineered polypeptide of interest in a prokaryotic cell.

33. The vector of embodiment 14 that expresses the at least one engineered polypeptide of interest in a gram-positive prokaryote.

34. The vector of embodiment 14 that expresses the at least one engineered polypeptide of interest in a gram-negative prokaryote.

35. The vector of embodiment 14 that is a minicircle vector, a replication deficient adenovirus vector, a vaccinia virus vector, or other viral vector that expresses the at least

one fusion protein comprising at least one of *Gaussia* Luciferase (GLuc), super-luminescent *Gaussia* luciferase (SGLuc) or other luciferase which can be secreted, and at least one interferon, cytokine, enzyme or other polypeptide of interest.

36. The vector of embodiment 14, further comprising a polynucleotide described by any of embodiments 1-13. A vector includes episomes, plasmids, phage sequences, viral sequences, transposons, and other polynucleotide constructs that can transform a host cell or be expressed by a host cell.

Other embodiments of the invention are directed to host cells, these include, without limitation, the following:

37. A host cell comprising a vector of embodiment 14, wherein the host cell expresses the at least one fusion protein comprising at least one of *Gaussia* Luciferase (GLuc), super-luminescent *Gaussia* luciferase (SGLuc) or other luciferase preferably in a form which can be secreted, and at least one interferon, cytokine, enzyme or other polypeptide of interest.

38. The host cell of embodiment 37, wherein the vector comprises at least one promoter or other transcription regulatory element, at least one prokaryotic or eukaryotic translation initiation sequence or other translation regulatory element, at least one translational interrupter sequence, or at least one reporter gene operatively linked to, or embedded within, the polynucleotide sequence encoding the at least one fusion protein.

39. The host cell of embodiment 37, wherein the at least one fusion protein further comprises at least one of a 2A, Δ 1D2A, or other translational interrupter sequence.

40. The host cell of embodiment 37, wherein the at least one fusion protein further comprises at least one of an Aphthovirus 2A, Δ 1D2A, or other Aphthovirus translational interrupter sequence.

41. The host cell of embodiment 37 wherein the at least one fusion protein further comprises at least one of a foot and mouth disease virus (FMDV) 2A, FMDV Δ 1D2A, or other FMDV translational interrupter sequence.

42. The host cell of embodiment 37, wherein the at least one fusion protein further comprises a Δ 1D2A sequence engineered at the C-terminus of the at least one of *Gaussia* Luciferase (GLuc), super-luminescent *Gaussia* luciferase (SGLuc) or other luciferase which can be secreted.

43. The host cell of embodiment 37, wherein the at least one fusion protein further comprises a Δ 1D2A sequence engineered at the N-terminus of the at least one of *Gaussia* Luciferase (GLuc), super-luminescent *Gaussia* luciferase (SGLuc) or other luciferase which can be secreted.

44. The host cell of embodiment 37, wherein the at least one fusion protein further comprises a translational interrupter sequence engineered at the C-terminus of the at least one of *Gaussia* Luciferase (GLuc), super-luminescent *Gaussia* luciferase (SGLuc) or other luciferase which can be secreted.

45. The host cell of embodiment 37, wherein the at least one fusion protein further comprises a translational interrupter sequence engineered at the N-terminus of the at least one of *Gaussia* Luciferase (GLuc), super-luminescent *Gaussia* luciferase (SGLuc) or other luciferase which can be secreted.

46. The host cell of embodiment 37, wherein the at least one fusion protein further comprises an FMDV 2A sequence engineered at the C-terminus of the at least one of *Gaussia* Luciferase (GLuc), super-luminescent *Gaussia* luciferase (SGLuc) or other luciferase which can be secreted.

47. The host cell of embodiment 37, wherein the at least one fusion protein further comprises an FMDV 2A sequence

engineered at the N-terminus of the at least one of *Gaussia* Luciferase (GLuc), super-luminescent *Gaussia* luciferase (SGLuc) or other luciferase which can be secreted.

48. The host cell of embodiment 37, wherein the at least one of *Gaussia* Luciferase (GLuc), super-luminescent *Gaussia* luciferase (SGLuc) or other luciferase which can be secreted does not have an N-terminal methionine residue.

49. The host cell of embodiment 37 that is a eukaryotic cell.

50. The host cell of embodiment 37 that is a yeast cell.

51. The host cell of embodiment 37 that is a fungus cell.

52. The host cell of embodiment 37 that is an insect cell.

53. The host cell of embodiment 37 that is a vertebrate cell.

54. The host cell of embodiment 37 that is mammalian cell.

55. The host cell of embodiment 37 that is a prokaryotic cell.

56. The host cell of embodiment 37 that is a gram-positive prokaryote.

57. The host cell of embodiment 37 that is a gram-negative prokaryote.

58. The host cell of embodiment 37, wherein the vector is a minicircle vector, a replication deficient adenovirus vector, a vaccinia virus vector, or other viral vector that expresses the at least one fusion protein comprising at least one of *Gaussia* Luciferase (GLuc), super-luminescent *Gaussia* luciferase (SGLuc) or other luciferase which can be secreted, and at least one interferon, cytokine, enzyme or other polypeptide of interest.

59. The host cell of embodiment 37, wherein the vector further comprises a polynucleotide selected from the group of polynucleotide sequences or vectors described by embodiments 1-36.

Other embodiments of the invention are directed to polypeptides or fusion proteins these include, without limitation, the following:

60. A fusion protein comprising at least one of *Gaussia* Luciferase (GLuc), super-luminescent *Gaussia* luciferase (SGLuc) or other luciferase, preferably in a form which can be secreted, and at least one interferon, cytokine, enzyme or other polypeptide of interest. The fusion protein may be expressed intact with the luciferase and polypeptide of interest fused together, or may be expressed, for example, via translation interruption, where the fusion protein is separated into at least two polypeptide components.

61. The fusion protein of embodiment 60, which is encoded by a polynucleotide or vector further comprising at least one promoter or other transcription regulatory element, at least one prokaryotic or eukaryotic translation initiation sequence or other translation regulatory element, at least one translational interrupter sequence, or at least one reporter gene operatively linked to, or embedded within, the polynucleotide sequence encoding the fusion protein.

62. The fusion protein of embodiment 60, further comprising at least one of a 2A, Δ 1D2A, or other translational interrupter sequence.

63. The fusion protein of embodiment 60, further comprising at least one of an Aphthovirus 2A, Δ 1D2A, or other Aphthovirus translational interrupter sequence.

64. The fusion protein of embodiment 60, further comprising at least one of a foot and mouth disease virus (FMDV) 2A, FMDV Δ 1D2A, or other FMDV translational interrupter sequence.

65. The fusion protein of embodiment 60, further comprising a Δ 1D2A sequence engineered at the C-terminus of

the at least one of *Gaussia* Luciferase (GLuc), super-luminescent *Gaussia* luciferase (SGLuc) or other luciferase which can be secreted.

66. The fusion protein of embodiment 60, further comprising a Δ 1D2A sequence engineered at the N-terminus of the at least one of *Gaussia* Luciferase (GLuc), super-luminescent *Gaussia* luciferase (SGLuc) or other luciferase which can be secreted.

67. The fusion protein of embodiment 60, further comprising a translator interrupter sequence engineered at the N-terminus of the at least one of *Gaussia* Luciferase (GLuc), super-luminescent *Gaussia* luciferase (SGLuc) or other luciferase which can be secreted.

68. The fusion protein of embodiment 60, further comprising a translator interrupter sequence engineered at the C-terminus of the at least one of *Gaussia* Luciferase (GLuc), super-luminescent *Gaussia* luciferase (SGLuc) or other luciferase which can be secreted.

69. The fusion protein of embodiment 60, further comprising an FMDV 2A sequence engineered at the N-terminus of the at least one of *Gaussia* Luciferase (GLuc), super-luminescent *Gaussia* luciferase (SGLuc) or other luciferase which can be secreted.

70. The fusion protein of embodiment 60, further comprising an FMDV 2A sequence engineered at the C-terminus of the at least one of *Gaussia* Luciferase (GLuc), super-luminescent *Gaussia* luciferase (SGLuc) or other luciferase which can be secreted.

71. The fusion protein of embodiment 60, wherein the at least one of *Gaussia* Luciferase (GLuc), super-luminescent *Gaussia* luciferase (SGLuc) or other luciferase which can be secreted does not have an N-terminal methionine residue.

72. The fusion protein of embodiment 60 that encoded by any of the polynucleotide or vector embodiments 1-36 or which expressed by the host cells of any of embodiments 37-59.

Other embodiments of the invention are directed to vaccines, these include, without limitation, the following:

73. An antigen, immunogen, or vaccine comprising the fusion protein of embodiment 60 and a suitable carrier, excipient or adjuvant.

74. An antigen, immunogen, or vaccine comprising the fusion protein of embodiment 61 and a suitable carrier, excipient or adjuvant.

75. An antigen, immunogen, or vaccine comprising the fusion protein of embodiment 62 and a suitable carrier, excipient or adjuvant.

76. An antigen, immunogen, or vaccine comprising the fusion protein of embodiment 63 and a suitable carrier, excipient or adjuvant.

77. An antigen, immunogen, or vaccine comprising the fusion protein of embodiment 64 and a suitable carrier, excipient or adjuvant.

78. An antigen, immunogen, or vaccine comprising the fusion protein of embodiment 65 and a suitable carrier, excipient or adjuvant.

79. An antigen, immunogen, or vaccine comprising the fusion protein of embodiment 66 and a suitable carrier, excipient or adjuvant.

80. An antigen, immunogen, or vaccine comprising the fusion protein of embodiment 67 and a suitable carrier, excipient or adjuvant.

81. An antigen, immunogen, or vaccine comprising the fusion protein of embodiment 68 and a suitable carrier, excipient or adjuvant.

82. An antigen, immunogen, or vaccine comprising the fusion protein of embodiment 69 and a suitable carrier, excipient or adjuvant.

83. An antigen, immunogen, or vaccine comprising the fusion protein of embodiment 70 and a suitable carrier, excipient or adjuvant.

84. An antigen, immunogen, or vaccine comprising the fusion protein of embodiment 71 and a suitable carrier, excipient or adjuvant.

85. An antigen, immunogen, or vaccine comprising the fusion protein of embodiment 72 and a suitable carrier, excipient or adjuvant.

The antigen, immunogen or vaccine described above may comprise an intact fusion protein or may be in the form of one or more immunologically active fragments of such a fusion protein. Suitable carriers, excipients or adjuvants are known in the art and are described elsewhere herein.

Other embodiments of the invention include a method of making fusion protein and include, without limitation, the following:

86. A method for making, expressing and/or processing a fusion protein comprising at least one of *Gaussia* Luciferase (GLuc), super-luminescent *Gaussia* luciferase (SGLuc) or other luciferase, preferably in a form which can be secreted, and at least one interferon, cytokine, enzyme or other polypeptide of interest, comprising culturing the host cell according to embodiment 37 in a suitable medium and recovering the fusion protein.

87. A method for expressing and processing a fusion protein comprising at least one of *Gaussia* Luciferase (GLuc), super-luminescent *Gaussia* luciferase (SGLuc) or other luciferase, preferably in a form which can be secreted, and at least one interferon, cytokine, enzyme or other polypeptide of interest, comprising culturing the host cell according to embodiment 38 in a suitable medium and recovering the fusion protein.

88. A method for expressing and processing a fusion protein comprising at least one of *Gaussia* Luciferase (GLuc), super-luminescent *Gaussia* luciferase (SGLuc) or other luciferase preferably in a form which can be secreted, and at least one interferon, cytokine, enzyme or other polypeptide of interest, comprising culturing the host cell according to embodiment 39 in a suitable medium and recovering the fusion protein.

89. A method for expressing and processing a fusion protein comprising at least one of *Gaussia* Luciferase (GLuc), super-luminescent *Gaussia* luciferase (SGLuc) or other luciferase preferably in a form which can be secreted, and at least one interferon, cytokine, enzyme or other polypeptide of interest, comprising culturing the host cell according to embodiment 40 in a suitable medium and recovering the fusion protein.

90. A method for expressing and processing a fusion protein comprising at least one of *Gaussia* Luciferase (GLuc), super-luminescent *Gaussia* luciferase (SGLuc) or other luciferase preferably in a form which can be secreted, and at least one interferon, cytokine, enzyme or other polypeptide of interest, comprising culturing the host cell according to embodiment 41 in a suitable medium and recovering the fusion protein.

91. A method for expressing and processing a fusion protein comprising at least one of *Gaussia* Luciferase (GLuc), super-luminescent *Gaussia* luciferase (SGLuc) or other luciferase preferably in a form which can be secreted, and at least one interferon, cytokine, enzyme or other polypeptide of interest, comprising culturing the host cell

according to embodiment 42 in a suitable medium and recovering the fusion protein.

92. A method for expressing and processing a fusion protein comprising at least one of *Gaussia* Luciferase (GLuc), super-luminescent *Gaussia* luciferase (SGLuc) or other luciferase preferably in a form which can be secreted, and at least one interferon, cytokine, enzyme or other polypeptide of interest, comprising culturing the host cell according to embodiment 43 in a suitable medium and recovering the fusion protein.

93. A method for expressing and processing a fusion protein comprising at least one of *Gaussia* Luciferase (GLuc), super-luminescent *Gaussia* luciferase (SGLuc) or other luciferase preferably in a form which can be secreted, and at least one interferon, cytokine, enzyme or other polypeptide of interest, comprising culturing the host cell according to embodiment 44 in a suitable medium and recovering the fusion protein.

94. A method for expressing and processing a fusion protein comprising at least one of *Gaussia* Luciferase (GLuc), super-luminescent *Gaussia* luciferase (SGLuc) or other luciferase preferably in a form which can be secreted, and at least one interferon, cytokine, enzyme or other polypeptide of interest, comprising culturing the host cell according to embodiment 45 in a suitable medium and recovering the fusion protein.

95. A method for expressing and processing a fusion protein comprising at least one of *Gaussia* Luciferase (GLuc), super-luminescent *Gaussia* luciferase (SGLuc) or other luciferase preferably in a form which can be secreted, and at least one interferon, cytokine, enzyme or other polypeptide of interest, comprising culturing the host cell according to embodiment 46 in a suitable medium and recovering the fusion protein.

96. A method for expressing and processing a fusion protein comprising at least one of *Gaussia* Luciferase (GLuc), super-luminescent *Gaussia* luciferase (SGLuc) or other luciferase preferably in a form which can be secreted, and at least one interferon, cytokine, enzyme or other polypeptide of interest, comprising culturing the host cell according to embodiment 47 in a suitable medium and recovering the fusion protein.

97. A method for expressing and processing a fusion protein comprising at least one of *Gaussia* Luciferase (GLuc), super-luminescent *Gaussia* luciferase (SGLuc) or other luciferase preferably in a form which can be secreted, and at least one interferon, cytokine, enzyme or other polypeptide of interest, comprising culturing the host cell according to any of embodiments 48-57 in a suitable medium and recovering the fusion protein.

98. A method for expressing and processing a fusion protein comprising at least one of *Gaussia* Luciferase (GLuc), super-luminescent *Gaussia* luciferase (SGLuc) or other luciferase preferably in a form which can be secreted, and at least one interferon, cytokine, enzyme or other polypeptide of interest, comprising culturing the host cell according to embodiment 58 in a suitable medium and recovering the fusion protein.

99. A method for expressing and processing a fusion protein comprising at least one of *Gaussia* Luciferase (GLuc), super-luminescent *Gaussia* luciferase (SGLuc) or other luciferase preferably in a form which can be secreted, and at least one interferon, cytokine, enzyme or other polypeptide of interest, comprising culturing the host cell according to embodiment 59 in a suitable medium and recovering the fusion protein.

In preferred embodiments of the method described above, the luciferase will be one that can be expressed and exported from the cell. Prior to export or secretion from the cell, it may be processed, for example, by action of a translation interruption sequence, to separate it from other sequences encoded by a fusion polynucleotide. Alternatively, it may be exported or secreted as part of a fusion polypeptide.

Other embodiments of the invention include a method for quantifying an amount of interferon, cytokine, enzyme or other polypeptide of interest and include, without limitation, the following:

100. A method for quantifying an amount of an interferon, cytokine, enzyme or other polypeptide of interest produced in an expression system comprising:

- providing the vector according to embodiment 14;
- transforming the vector into a host cell;
- culturing the cells in a medium;
- harvesting the medium; and

quantifying the intensity of luminescent output in the harvested medium, thus quantifying the amount of the interferon, cytokine, enzyme or other polypeptide of interest produced in an expression system.

101. A method for quantifying an amount of an interferon, cytokine, enzyme or other polypeptide of interest produced in an expression system comprising:

- providing the vector according to embodiment 15;
- transforming the vector into a host cell;
- culturing the cells in a medium;
- harvesting the medium; and

quantifying the intensity of luminescent output in the harvested medium, thus quantifying the amount of the interferon, cytokine, enzyme or other polypeptide of interest produced in an expression system.

102. A method for quantifying an amount of an interferon, cytokine, enzyme or other polypeptide of interest produced in an expression system comprising:

- providing the vector according to embodiment 16;
- transforming the vector into a host cell;
- culturing the cells in a medium;
- harvesting the medium; and

quantifying the intensity of luminescent output in the harvested medium, thus quantifying the amount of the interferon, cytokine, enzyme or other polypeptide of interest produced in an expression system.

103. A method for quantifying an amount of an interferon, cytokine, enzyme or other polypeptide of interest produced in an expression system comprising:

- providing the vector according to embodiment 17;
- transforming the vector into a host cell;
- culturing the cells in a medium;
- harvesting the medium; and

quantifying the intensity of luminescent output in the harvested medium, thus quantifying the amount of the interferon, cytokine, enzyme or other polypeptide of interest produced in an expression system.

104. A method for quantifying an amount of an interferon, cytokine, enzyme or other polypeptide of interest produced in an expression system comprising:

- providing the vector according to embodiment 18;
- transforming the vector into a host cell;
- culturing the cells in a medium;
- harvesting the medium; and

quantifying the intensity of luminescent output in the harvested medium, thus quantifying the amount of the interferon, cytokine, enzyme or other polypeptide of interest produced in an expression system.

19

105. A method for quantifying an amount of an interferon, cytokine, enzyme or other polypeptide of interest produced in an expression system comprising:

providing the vector according to embodiment 19;
transforming the vector into a host cell;
culturing the cells in a medium;
harvesting the medium; and

quantifying the intensity of luminescent output in the harvested medium, thus quantifying the amount of the interferon, cytokine, enzyme or other polypeptide of interest produced in an expression system.

106. A method for quantifying an amount of an interferon, cytokine, enzyme or other polypeptide of interest produced in an expression system comprising:

providing the vector according to embodiment 20;
transforming the vector into a host cell;
culturing the cells in a medium;
harvesting the medium; and

quantifying the intensity of luminescent output in the harvested medium, thus quantifying the amount of the interferon, cytokine, enzyme or other polypeptide of interest produced in an expression system.

107. A method for quantifying an amount of an interferon, cytokine, enzyme or other polypeptide of interest produced in an expression system comprising:

providing the vector according to embodiment 21;
transforming the vector into a host cell;
culturing the cells in a medium;
harvesting the medium; and

quantifying the intensity of luminescent output in the harvested medium, thus quantifying the amount of the interferon, cytokine, enzyme or other polypeptide of interest produced in an expression system.

108. A method for quantifying an amount of an interferon, cytokine, enzyme or other polypeptide of interest produced in an expression system comprising:

providing the vector according to embodiment 22;
transforming the vector into a host cell;
culturing the cells in a medium;
harvesting the medium; and
quantifying the intensity of luminescent output.

109. A method for quantifying an amount of an interferon, cytokine, enzyme or other polypeptide of interest produced in an expression system comprising:

providing the vector according to embodiment 23;
transforming the vector into a host cell;
culturing the cells in a medium;
harvesting the medium; and

quantifying the intensity of luminescent output in the harvested medium, thus quantifying the amount of the interferon, cytokine, enzyme or other polypeptide of interest produced in an expression system.

110. A method for quantifying an amount of an interferon, cytokine, enzyme or other polypeptide of interest produced in an expression system comprising:

providing the vector according to embodiment 24;
transforming the vector into a host cell;
culturing the cells in a medium;
harvesting the medium; and

quantifying the intensity of luminescent output in the harvested medium, thus quantifying the amount of the interferon, cytokine, enzyme or other polypeptide of interest produced in an expression system.

111. A method for quantifying an amount of an interferon, cytokine, enzyme or other polypeptide of interest produced in an expression system comprising:

providing the vector according to embodiment 25;

20

transforming the vector into a host cell;
culturing the cells in a medium;
harvesting the medium; and

quantifying the intensity of luminescent output in the harvested medium, thus quantifying the amount of the interferon, cytokine, enzyme or other polypeptide of interest produced in an expression system.

112. A method for quantifying an amount of an interferon, cytokine, enzyme or other polypeptide of interest produced in an expression system comprising:

providing the vector according to embodiment 35;
transforming the vector into a host cell;
culturing the cells in a medium;
harvesting the medium; and

quantifying the intensity of luminescent output in the harvested medium, thus quantifying the amount of the interferon, cytokine, enzyme or other polypeptide of interest produced in an expression system.

113. A method for quantifying an amount of an interferon, cytokine, enzyme or other polypeptide of interest produced in an expression system comprising:

providing the vector according to embodiment 36;
transforming the vector into a host cell;
culturing the cells in a medium;
harvesting the medium; and

quantifying the intensity of luminescent output in the harvested medium, thus quantifying the amount of the interferon, cytokine, enzyme or other polypeptide of interest produced in an expression system.

In the methods described above the intensity of the luminescent output in the harvested medium is usually measured. This luminescent output may be correlated to the amount of luciferase or fusion protein containing luciferase in the medium and used to quantify expression or activity of a biological molecule. However, in some embodiments, the luminescent intensity of cells separated from the harvested medium may be measured, or measurements may be taken for a combination of both cells and medium or for each separately. In other embodiments, the harvested medium or cells may be further processed, diluted, or purified prior to detection of luminescence. This method may be practiced in conjunction with conventional methods for determining the presence, activity or quantity of a biologically active molecule, such as antibody-based methods, as described herein. Luminescence may be detected or quantified by equipment or methods known in the art, for example, spectrophotometrically.

Other embodiments of the invention include a method for quantifying a concentration of interferon, cytokine, enzyme or other polypeptide of interest and include, without limitation, the following:

114. A method for quantifying a concentration of an interferon, cytokine, enzyme or other polypeptide of interest produced in an expression system comprising:

providing the vector according to embodiment 14;
transforming the vector into a host cell;
culturing the cells in a medium;
harvesting the medium; and

quantifying the intensity of luminescent output in the harvested medium, thus quantifying the concentration of the interferon, cytokine, enzyme or other polypeptide of interest produced in an expression system.

115. A method for quantifying a concentration of an interferon, cytokine, enzyme or other polypeptide of interest produced in an expression system comprising:

providing the vector according to embodiment 15,
transforming the vector into a host cell;

21

culturing the cells in a medium;
 harvesting the medium; and
 quantifying the intensity of luminescent output in the
 harvested medium, thus quantifying the concentration of the
 interferon, cytokine, enzyme or other polypeptide of interest

116. A method for quantifying a concentration of an
 interferon, cytokine, enzyme produced in an expression
 system comprising:

providing the vector according to embodiment 16,
 transforming the vector into a host cell;
 culturing the cells in a medium;
 harvesting the medium; and
 quantifying the intensity of luminescent output in the
 harvested medium, thus quantifying the concentration of the
 interferon, cytokine, enzyme or other polypeptide of interest

117. A method for quantifying a concentration of an
 interferon, cytokine, enzyme or other polypeptide of interest
 produced in an expression system comprising:

providing the vector according to any one embodiments
 17-36,
 transforming the vector into a host cell;
 culturing the cells in a medium;
 harvesting the medium; and
 quantifying the intensity of luminescent output.

In the methods described above the intensity of the
 luminescent output in the harvested medium is usually
 measured. This luminescent output may be correlated to the
 concentration of luciferase or fusion protein containing
 luciferase in the medium and used to quantify expression or
 activity of a biological molecule. However, in some embodi-
 ments, the luminescent intensity of cells separated from the
 harvested medium may be measured, or measurements may
 be taken for a combination of both cells and medium or for
 each separately. In other embodiments, the harvested
 medium or cells may be further processed, diluted, or
 purified prior to detection of luminescence. This method
 may be practiced in conjunction with conventional methods
 for determining the presence, activity or quantity of a
 biologically active molecule, such as antibody-based meth-
 ods, as described herein. Luminescence may be detected or
 quantified by equipment or methods known in the art, for
 example, spectrophotometrically.

Other embodiments of the invention include a method for
 facilitating secretion of a fusion protein and include, without
 limitation, the following:

118. A method for facilitating secretion of a fusion protein
 from a host cell comprising:

providing the vector according to embodiment 14;
 transforming the vector into a host cell;
 culturing the cells in a medium; and
 recovering the secretable fusion protein from the medium.

119. A method for facilitating secretion of a fusion protein
 from a host cell comprising:

providing the vector according to embodiment 15;
 transforming the vector into a host cell;
 culturing the cells in a medium; and
 recovering the secretable fusion protein from the medium.

120. A method for facilitating secretion of a fusion protein
 from a host cell comprising:

providing the vector according to embodiment 16;
 transforming the vector into a host cell;
 culturing the cells in a medium; and
 recovering the secretable fusion protein from the medium.

121. A method for facilitating secretion of a fusion protein
 from a host cell comprising:

22

providing the vector according to embodiment 17;
 transforming the vector into a host cell;
 culturing the cells in a medium; and
 recovering the secretable fusion protein from the medium.

122. A method for facilitating secretion of a fusion protein
 from a host cell comprising:

providing the vector according to embodiment 18;
 transforming the vector into a host cell;
 culturing the cells in a medium; and
 recovering the secretable fusion protein from the medium.

123. A method for facilitating secretion of a fusion protein
 from a host cell comprising:

providing the vector according to embodiment 19;
 transforming the vector into a host cell;
 culturing the cells in a medium; and
 recovering the secretable fusion protein from the medium.

124. A method for facilitating secretion of a fusion protein
 from a host cell comprising:

providing the vector according to embodiment 20;
 transforming the vector into a host cell;
 culturing the cells in a medium; and
 recovering the secretable fusion protein from the medium.

125. A method for facilitating secretion of a fusion protein
 from a host cell comprising:

providing the vector according to embodiment 21;
 transforming the vector into a host cell;
 culturing the cells in a medium; and
 recovering the secretable fusion protein from the medium.

126. A method for facilitating secretion of a fusion protein
 from a host cell comprising:

providing the vector according to embodiment 22;
 transforming the vector into a host cell;
 culturing the cells in a medium; and
 recovering the secretable fusion protein from the medium.

127. A method for facilitating secretion of a fusion protein
 from a host cell comprising:

providing the vector according to embodiment 23;
 transforming the vector into a host cell;
 culturing the cells in a medium; and
 recovering the secretable fusion protein from the medium.

128. A method for facilitating secretion of a fusion protein
 from a host cell comprising:

providing the vector according to embodiment 24;
 transforming the vector into a host cell;
 culturing the cells in a medium; and
 recovering the secretable fusion protein from the medium.

129. A method for facilitating secretion of a fusion protein
 from a host cell comprising:

providing the vector according to any one of embodi-
 ments 25-34;
 transforming the vector into a host cell;
 culturing the cells in a medium; and
 recovering the secretable fusion protein from the medium.

130. A method for facilitating secretion of a fusion protein
 from a host cell comprising:

providing the vector according to embodiment 35;
 transforming the vector into a host cell;
 culturing the cells in a medium; and
 recovering the secretable fusion protein from the medium.

131. A method for facilitating secretion of a fusion protein
 from a host cell comprising:

providing the vector according to embodiment 36;
 transforming the vector into a host cell;
 culturing the cells in a medium; and
 recovering the secretable fusion protein from the medium.

Recovery of a fusion protein includes concentration,
 purification, and/or isolation from other polypeptide com-

ponents or nonpolypeptide components of a medium, cells or cell lysate. Examples of recovery methods include chromatographic isolation or separation of a fusion protein, affinity purification using antibodies or ligands that bind to epitopes of tags in a target fusion protein, PAGE, isoelectric focusing, or dialysis and concentration. A recovered fusion protein may be purified to homogeneity or to represent 10, 20, 30, 40, 50, 60, 70, 80, 90, 95, 99% by mass of the protein content (or the solid, nonaqueous content) in a recovered fusion protein composition.

Other embodiments of the invention include a method for measuring an amount of a biotherapeutic peptide in a subject and include, without limitation, the following:

132. A method for measuring an amount of a biotherapeutic peptide (or biotherapeutic polypeptide) in a subject in need thereof comprising:

providing the vector according to embodiment 14;
transforming the vector into the subject;

recovering from the subject a sample of biological material, such as blood, serum, plasma, CSF, or urine, containing a fusion protein comprising a biotherapeutic peptide and a luciferase, or a luciferase expressed by the vector; and

detecting or quantifying the intensity of luminescent output in the sample thereby determining an amount of a biotherapeutic peptide in the subject.

133. A method for measuring an amount of a biotherapeutic peptide in a subject in need thereof comprising:

providing the vector according to embodiment 15;
transforming the vector into the subject;

recovering from the subject a sample of biological material, such as blood, serum, plasma, CSF, or urine, containing a fusion protein comprising a biotherapeutic peptide and a luciferase, or a luciferase expressed by the vector; and

detecting or quantifying the intensity of luminescent output in the sample thereby determining an amount of a biotherapeutic peptide in the subject.

134. A method for measuring an amount of a biotherapeutic peptide in a subject in need thereof comprising:

providing the vector according to embodiment 16;
transforming the vector into the subject;

recovering from the subject a sample of biological material, such as blood, serum, plasma, CSF, or urine, containing a fusion protein comprising a biotherapeutic peptide and a luciferase, or a luciferase expressed by the vector; and

detecting or quantifying the intensity of luminescent output in the sample thereby determining an amount of a biotherapeutic peptide in the subject.

135. A method for measuring an amount of a biotherapeutic peptide in a subject in need thereof comprising:

providing the vector according to embodiment 17;
transforming the vector into the subject;

recovering from the subject a sample of biological material, such as blood, serum, plasma, CSF, or urine, containing a fusion protein comprising a biotherapeutic peptide and a luciferase, or a luciferase expressed by the vector; and

detecting or quantifying the intensity of luminescent output in the sample thereby determining an amount of a biotherapeutic peptide in the subject.

136. A method for measuring an amount of a biotherapeutic peptide in a subject in need thereof comprising:

providing the vector according to embodiment 18;
transforming the vector into the subject;

recovering from the subject a sample of biological material, such as blood, serum, plasma, CSF, or urine, containing a fusion protein comprising a biotherapeutic peptide and a luciferase, or a luciferase expressed by the vector; and

detecting or quantifying the intensity of luminescent output in the sample thereby determining an amount of a biotherapeutic peptide in the subject.

137. A method for measuring an amount of a biotherapeutic peptide in a subject in need thereof comprising:

providing the vector according to embodiment 19;
transforming the vector into the subject;

recovering from the subject a sample of biological material, such as blood, serum, plasma, CSF, or urine, containing a fusion protein comprising a biotherapeutic peptide and a luciferase, or a luciferase expressed by the vector; and

detecting or quantifying the intensity of luminescent output in the sample thereby determining an amount of a biotherapeutic peptide in the subject.

138. A method for measuring an amount of a biotherapeutic peptide in a subject in need thereof comprising:

providing the vector according to embodiment 20;
transforming the vector into the subject;

recovering from the subject a sample of biological material, such as blood, serum, plasma, CSF, or urine, containing a fusion protein comprising a biotherapeutic peptide and a luciferase, or a luciferase expressed by the vector; and

detecting or quantifying the intensity of luminescent output in the sample thereby determining an amount of a biotherapeutic peptide in the subject.

139. A method for measuring an amount of a biotherapeutic peptide in a subject in need thereof comprising:

providing the vector according to embodiment 21;
transforming the vector into the subject;

recovering from the subject a sample of biological material, such as blood, serum, plasma, CSF, or urine, containing a fusion protein comprising a biotherapeutic peptide and a luciferase, or a luciferase expressed by the vector; and

detecting or quantifying the intensity of luminescent output in the sample thereby determining an amount of a biotherapeutic peptide in the subject.

140. A method for measuring an amount of a biotherapeutic peptide in a subject in need thereof comprising:

providing the vector according to embodiment 22;
transforming the vector into the subject;

recovering from the subject a sample of biological material, such as blood, serum, plasma, CSF, or urine, containing a fusion protein comprising a biotherapeutic peptide and a luciferase, or a luciferase expressed by the vector; and

detecting or quantifying the intensity of luminescent output in the sample thereby determining an amount of a biotherapeutic peptide in the subject.

141. A method for measuring an amount of a biotherapeutic peptide in a subject in need thereof comprising:

providing the vector according to embodiment 23;
transforming the vector into the subject;

recovering from the subject a sample of biological material, such as blood, serum, plasma, CSF, or urine, containing a fusion protein comprising a biotherapeutic peptide and a luciferase, or a luciferase expressed by the vector; and

detecting or quantifying the intensity of luminescent output in the sample thereby determining an amount of a biotherapeutic peptide in the subject.

142. A method for measuring an amount of a biotherapeutic peptide in a subject in need thereof comprising:

providing the vector according to embodiment 24;
transforming the vector into the subject;

recovering from the subject a sample of biological material, such as blood, serum, plasma, CSF, or urine, containing a fusion protein comprising a biotherapeutic peptide and a luciferase, or a luciferase expressed by the vector; and

25

detecting or quantifying the intensity of luminescent output in the sample thereby determining an amount of a biotherapeutic peptide in the subject.

143. A method for measuring an amount of a biotherapeutic peptide in a subject in need thereof comprising:

providing the vector according to any of embodiments 25-34;

transforming the vector into the subject;

recovering from the subject a sample of biological material, such as blood, serum, plasma, CSF, or urine, containing a fusion protein comprising a biotherapeutic peptide and a luciferase, or a luciferase expressed by the vector; and

detecting or quantifying the intensity of luminescent output in the sample thereby determining an amount of a biotherapeutic peptide in the subject.

144. A method for measuring an amount of a biotherapeutic peptide in a subject in need thereof comprising:

providing the vector according to embodiment 35;

transforming the vector into the subject;

recovering from the subject a sample of biological material, such as blood, serum, plasma, CSF, or urine, containing a fusion protein comprising a biotherapeutic peptide and a luciferase, or a luciferase expressed by the vector; and

detecting or quantifying the intensity of luminescent output in the sample thereby determining an amount of a biotherapeutic peptide in the subject.

145. A method for measuring an amount of a biotherapeutic peptide in a subject in need thereof comprising:

providing the vector according to embodiment 36;

transforming the vector into the subject;

recovering from the subject a sample of biological material, such as blood, serum, plasma, CSF, or urine, containing a fusion protein comprising a biotherapeutic peptide and a luciferase, or a luciferase expressed by the vector; and

detecting or quantifying the intensity of luminescent output in the sample thereby determining an amount of a biotherapeutic peptide in the subject.

Recovery of a fusion protein comprising a biotherapeutic peptide or polypeptide includes concentration, dilution, purification, and/or isolation from other polypeptide components or nonpolypeptide components of a medium, cells or cell lysate. Examples of recovery methods include chromatographic isolation or separation of a fusion protein, affinity purification using antibodies or ligands that bind to epitopes of tags in a target fusion protein, PAGE, isoelectric focusing, or dialysis and concentration. In some embodiments luminescence may be determined directly from a biological sample or a diluted biological sample. A recovered biotherapeutic peptide or polypeptide may be purified to homogeneity or to represent 10, 20, 30, 40, 50, 60, 70, 80, 90, 95, 99% by mass of the protein content (or the solid, nonaqueous content) in a recovered fusion protein composition.

Other embodiments of the invention include a method for certifying expression of a polypeptide vaccine in a subject and include, without limitation, the following:

146. A method for certifying vaccine expression in vivo comprising:

providing the vector according to embodiment 14;

transforming the vector into a host organism;

recovering from the host organism a sample of biological material, such as blood, serum, plasma, CSF, or urine, containing a fusion protein comprising a vaccine peptide (or polypeptide) and a luciferase, or a luciferase expressed by the vector; and

26

detecting or quantifying the intensity of luminescent output in the sample thereby certifying expression of the vaccine peptide or polypeptide in the host organism.

147. A method for certifying vaccine expression in vivo comprising:

providing the vector according to embodiment 15;

transforming the vector into a host organism;

recovering from the host organism a sample of biological material, such as blood, serum, plasma, CSF, or urine, containing a fusion protein comprising a vaccine peptide (or polypeptide) and a luciferase, or a luciferase expressed by the vector; and

detecting or quantifying the intensity of luminescent output in the sample thereby certifying expression of the vaccine peptide or polypeptide in the host organism.

148. A method for certifying vaccine expression in vivo comprising:

providing the vector according to embodiment 16;

transforming the vector into a host organism;

recovering from the host organism a sample of biological material, such as blood, serum, plasma, CSF, or urine, containing a fusion protein comprising a vaccine peptide (or polypeptide) and a luciferase, or a luciferase expressed by the vector; and

detecting or quantifying the intensity of luminescent output in the sample thereby certifying expression of the vaccine peptide or polypeptide in the host organism.

149. A method for certifying vaccine expression in vivo comprising:

providing the vector according to embodiment 17;

transforming the vector into a host organism;

recovering from the host organism a sample of biological material, such as blood, serum, plasma, CSF, or urine, containing a fusion protein comprising a vaccine peptide (or polypeptide) and a luciferase, or a luciferase expressed by the vector; and

detecting or quantifying the intensity of luminescent output in the sample thereby certifying expression of the vaccine peptide or polypeptide in the host organism.

150. A method for certifying vaccine expression in vivo comprising:

providing the vector according to embodiment 18;

transforming the vector into a host organism;

recovering from the host organism a sample of biological material, such as blood, serum, plasma, CSF, or urine, containing a fusion protein comprising a vaccine peptide (or polypeptide) and a luciferase, or a luciferase expressed by the vector; and

detecting or quantifying the intensity of luminescent output in the sample thereby certifying expression of the vaccine peptide or polypeptide in the host organism.

151. A method for certifying vaccine expression in vivo comprising:

providing the vector according to embodiment 19;

transforming the vector into a host organism;

recovering from the host organism a sample of biological material, such as blood, serum, plasma, CSF, or urine, containing a fusion protein comprising a vaccine peptide (or polypeptide) and a luciferase, or a luciferase expressed by the vector; and

detecting or quantifying the intensity of luminescent output in the sample thereby certifying expression of the vaccine peptide or polypeptide in the host organism.

152. A method for certifying vaccine expression in vivo comprising:

providing the vector according to embodiment 20;

transforming the vector into a host organism;

27

recovering from the host organism a sample of biological material, such as blood, serum, plasma, CSF, or urine, containing a fusion protein comprising a vaccine peptide (or polypeptide) and a luciferase, or a luciferase expressed by the vector; and

detecting or quantifying the intensity of luminescent output in the sample thereby certifying expression of the vaccine peptide or polypeptide in the host organism.

153. A method for certifying vaccine expression in vivo comprising:

providing the vector according to embodiment 21;
transforming the vector into a host organism;

recovering from the host organism a sample of biological material, such as blood, serum, plasma, CSF, or urine, containing a fusion protein comprising a vaccine peptide (or polypeptide) and a luciferase, or a luciferase expressed by the vector; and

detecting or quantifying the intensity of luminescent output in the sample thereby certifying expression of the vaccine peptide or polypeptide in the host organism.

154. A method for certifying vaccine expression in vivo comprising:

providing the vector according to embodiment 22;
transforming the vector into a host organism;

recovering from the host organism a sample of biological material, such as blood, serum, plasma, CSF, or urine, containing a fusion protein comprising a vaccine peptide (or polypeptide) and a luciferase, or a luciferase expressed by the vector; and

detecting or quantifying the intensity of luminescent output in the sample thereby certifying expression of the vaccine peptide or polypeptide in the host organism.

155. A method for certifying vaccine expression in vivo comprising:

providing the vector according to embodiment 23;
transforming the vector into a host organism;

recovering from the host organism a sample of biological material, such as blood, serum, plasma, CSF, or urine, containing a fusion protein comprising a vaccine peptide (or polypeptide) and a luciferase, or a luciferase expressed by the vector; and

detecting or quantifying the intensity of luminescent output in the sample thereby certifying expression of the vaccine peptide or polypeptide in the host organism.

156. A method for certifying vaccine expression in vivo comprising:

providing the vector according to embodiment 24;
transforming the vector into a host organism;

recovering from the host organism a sample of biological material, such as blood, serum, plasma, CSF, or urine, containing a fusion protein comprising a vaccine peptide (or polypeptide) and a luciferase, or a luciferase expressed by the vector; and

detecting or quantifying the intensity of luminescent output in the sample thereby certifying expression of the vaccine peptide or polypeptide in the host organism.

157. A method for certifying vaccine expression in vivo comprising:

providing the vector according to embodiment 25-34;
transforming the vector into a host organism;

recovering from the host organism a sample of biological material, such as blood, serum, plasma, CSF, or urine, containing a fusion protein comprising a vaccine peptide (or polypeptide) and a luciferase, or a luciferase expressed by the vector; and

28

detecting or quantifying the intensity of luminescent output in the sample thereby certifying expression of the vaccine peptide or polypeptide in the host organism.

158. A method for certifying vaccine expression in vivo comprising:

providing the vector according to embodiment 35;
transforming the vector into a host organism;

recovering from the host organism a sample of biological material, such as blood, serum, plasma, CSF, or urine, containing a fusion protein comprising a vaccine peptide (or polypeptide) and a luciferase, or a luciferase expressed by the vector; and

detecting or quantifying the intensity of luminescent output in the sample thereby certifying expression of the vaccine peptide or polypeptide in the host organism.

159. A method for certifying vaccine expression in vivo comprising:

providing the vector according to embodiment 36;
transforming the vector into a host organism;

recovering from the host organism a sample of biological material, such as blood, serum, plasma, CSF, or urine, containing a fusion protein comprising a vaccine peptide (or polypeptide) and a luciferase, or a luciferase expressed by the vector; and

detecting or quantifying the intensity of luminescent output in the sample thereby certifying expression of the vaccine peptide or polypeptide in the host organism.

Recovery of a fusion protein comprising a vaccine peptide or polypeptide includes concentration, dilution, purification, and/or isolation from other polypeptide components or non-polypeptide components of a medium, cells or cell lysate. Examples of recovery methods include chromatographic isolation or separation of a fusion protein, affinity purification using antibodies or ligands that bind to epitopes of tags in a target fusion protein, PAGE, isoelectric focusing, or dialysis and concentration. In some embodiments luminescence may be determined directly from a biological sample or a diluted biological sample. In the methods above, vaccine expression may be formally certified such as by a formal medical or scientific statement, attestation, logs or other records or less formally detected, determined, or recorded, for example in a laboratory notebook or workbook, photo, audio/visual recording, or other record.

Other embodiments of the invention include a pharmaceutical composition containing a fusion protein and include, without limitation, the following:

160. A pharmaceutical composition comprising the fusion protein of embodiment 60 and at least one pharmaceutically acceptable carrier, adjuvant, or excipient.

161. A pharmaceutical composition comprising the fusion protein of embodiment 61 and at least one pharmaceutically acceptable carrier, adjuvant, or excipient.

162. A pharmaceutical composition comprising the fusion protein of embodiment 62 and at least one pharmaceutically acceptable carrier, adjuvant, or excipient.

163. A pharmaceutical composition comprising the fusion protein of embodiment 63 and at least one pharmaceutically acceptable carrier, adjuvant, or excipient.

164. A pharmaceutical composition comprising the fusion protein of embodiment 64 and at least one pharmaceutically acceptable carrier, adjuvant, or excipient.

165. A pharmaceutical composition comprising the fusion protein of embodiment 65 and at least one pharmaceutically acceptable carrier, adjuvant, or excipient.

166. A pharmaceutical composition comprising the fusion protein of embodiment 66 and at least one pharmaceutically acceptable carrier, adjuvant, or excipient.

167. A pharmaceutical composition comprising the fusion protein of embodiment 67 and at least one pharmaceutically acceptable carrier, adjuvant, or excipient.

168. A pharmaceutical composition comprising the fusion protein of embodiment 68 and at least one pharmaceutically acceptable carrier, adjuvant, or excipient.

169. A pharmaceutical composition comprising the fusion protein of embodiment 69 and at least one pharmaceutically acceptable carrier, adjuvant, or excipient.

170. A pharmaceutical composition comprising the fusion protein of embodiment 70 and at least one pharmaceutically acceptable carrier, adjuvant, or excipient.

171. A pharmaceutical composition comprising the fusion protein of embodiment 71 and at least one pharmaceutically acceptable carrier, adjuvant, or excipient.

172. A pharmaceutical composition comprising the fusion protein of embodiment 72 and at least one pharmaceutically acceptable carrier, adjuvant, or excipient.

Other embodiments of the invention include a biotherapeutic comprising a fusion protein and include, without limitation, the following:

173. A biotherapeutic comprising the fusion protein of embodiment 60 and a suitable carrier, excipient or adjuvant.

174. A biotherapeutic comprising the fusion protein of embodiment 61 and a suitable carrier, excipient or adjuvant.

175. A biotherapeutic comprising the fusion protein of embodiment 62 and a suitable carrier, excipient or adjuvant.

176. A biotherapeutic comprising the fusion protein of embodiment 63 and a suitable carrier, excipient or adjuvant.

177. A biotherapeutic comprising the fusion protein of embodiment 64 and a suitable carrier, excipient or adjuvant.

178. A biotherapeutic comprising the fusion protein of embodiment 65 and a suitable carrier, excipient or adjuvant.

179. A biotherapeutic comprising the fusion protein of embodiment 66 and a suitable carrier, excipient or adjuvant.

180. A biotherapeutic comprising the fusion protein of embodiment 67 and a suitable carrier, excipient or adjuvant.

181. A biotherapeutic comprising the fusion protein of embodiment 68 and a suitable carrier, excipient or adjuvant.

182. A biotherapeutic comprising the fusion protein of embodiment 69 and a suitable carrier, excipient or adjuvant.

183. A biotherapeutic comprising the fusion protein of embodiment 70 and a suitable carrier, excipient or adjuvant.

184. A biotherapeutic comprising the fusion protein of embodiment 71 and a suitable carrier, excipient or adjuvant.

185. A biotherapeutic comprising the fusion protein of embodiment 72 and a suitable carrier, excipient or adjuvant.

In the biotherapeutics described above, the fusion protein preferably comprises a biologically active polypeptide, such as an interferon (e.g., interferon-alpha or interferon-beta or modified versions thereof) or an immunogenic polypeptide. These biotherapeutics may constitute a fusion protein according to the invention or a polynucleotide encoding such a fusion protein. The fusion protein may be intact or processed, for example, into separate fusion protein fragments by action of a translation interruption sequence. The fusion protein may be in a purified form isolated from other cellular components of a host cell expressing it, or may be contained within a host cell or transformed cell, such as a cell obtained from a subject being treated for a particular disease, disorder or condition. A biotherapeutic may comprise a living cell, such as a leukocyte, bone marrow, muscle, endothelial, or stem cell, that expresses interferon or other polypeptide of interest that produced by transformation of a subject's or patient's cells with a vector as described herein. It may be homologous to the subject or patient or obtained from a suitable donor.

Other embodiments of the invention include a method of treating a subject and include, without limitation, the following:

186. A method for treating Foot-and-Mouth Disease comprising administering the composition according to embodiment 160 to a subject in need thereof.

187. A method for treating Foot-and-Mouth Disease comprising administering the composition according to embodiment 161 to a subject in need thereof.

188. A method for treating Foot-and-Mouth Disease comprising administering the composition according to embodiment 162 to a subject in need thereof.

189. A method for treating Foot-and-Mouth Disease comprising administering the composition according to embodiment 163 to a subject in need thereof.

190. A method for treating Foot-and-Mouth Disease comprising administering the composition according to embodiment 164 to a subject in need thereof.

191. A method for treating Foot-and-Mouth Disease comprising administering the composition according to embodiment 165 to a subject in need thereof.

192. A method for treating Foot-and-Mouth Disease comprising administering the composition according to embodiment 166 to a subject in need thereof.

193. A method for treating Foot-and-Mouth Disease comprising administering the composition according to embodiment 167 to a subject in need thereof.

194. A method for treating Foot-and-Mouth Disease comprising administering the composition according to embodiment 168 to a subject in need thereof.

195. A method for treating Foot-and-Mouth Disease comprising administering the composition according to embodiment 169 to a subject in need thereof.

196. A method for treating Foot-and-Mouth Disease comprising administering the composition according to embodiment 170 to a subject in need thereof.

197. A method for treating Foot-and-Mouth Disease comprising administering the composition according to embodiment 171 to a subject in need thereof.

198. A method for treating Foot-and-Mouth Disease comprising administering the composition according to embodiment 172 to a subject in need thereof.

199. A method for treating malignant melanoma comprising administering the composition according to embodiment 160 to a subject in need thereof.

200. A method for treating malignant melanoma comprising administering the composition according to embodiment 161 to a subject in need thereof.

201. A method for treating malignant melanoma comprising administering the composition according to embodiment 162 to a subject in need thereof.

202. A method for treating malignant melanoma comprising administering the composition according to embodiment 163 to a subject in need thereof.

203. A method for treating malignant melanoma comprising administering the composition according to embodiment 164 to a subject in need thereof.

204. A method for treating malignant melanoma comprising administering the composition according to embodiment 165 to a subject in need thereof.

205. A method for treating malignant melanoma comprising administering the composition according to embodiment 166 to a subject in need thereof.

206. A method for treating malignant melanoma comprising administering the composition according to embodiment 167 to a subject in need thereof.

207. A method for treating malignant melanoma comprising administering the composition according to embodiment 168 to a subject in need thereof.

208. A method for treating malignant melanoma comprising administering the composition according to embodiment 169 to a subject in need thereof.

209. A method for treating malignant melanoma comprising administering the composition according to embodiment 170 to a subject in need thereof.

210. A method for treating malignant melanoma comprising administering the composition according to embodiment 171 to a subject in need thereof.

211. A method for treating malignant melanoma comprising administering the composition according to embodiment 172 to a subject in need thereof.

212. A method for treating hepatitis B, hepatitis C, or other viral infection comprising administering the composition according to embodiment 160 to a subject in need thereof.

213. A method for treating hepatitis B, hepatitis C or other viral infection comprising administering the composition according to embodiment 161 to a subject in need thereof.

214. A method for treating hepatitis B, hepatitis C, or other viral infection comprising administering the composition according to embodiment 162 to a subject in need thereof.

215. A method for treating hepatitis B, hepatitis C, or other viral infection comprising administering the composition according to embodiment 163 to a subject in need thereof.

216. A method for treating hepatitis B, hepatitis C, or other viral infection comprising administering the composition according to embodiment 164 to a subject in need thereof.

217. A method for treating hepatitis B, hepatitis C, or other viral infection comprising administering the composition according to embodiment 165 to a subject in need thereof.

218. A method for treating hepatitis B, hepatitis C, or other viral infection comprising administering the composition according to embodiment 166 to a subject in need thereof.

219. A method for treating hepatitis B, hepatitis C, or other viral infection comprising administering the composition according to embodiment 167 to a subject in need thereof.

220. A method for treating hepatitis B, hepatitis C, or other viral infection comprising administering the composition according to embodiment 168 to a subject in need thereof.

221. A method for treating hepatitis B, hepatitis C, or other viral infection comprising administering the composition according to embodiment 169 to a subject in need thereof.

222. A method for treating hepatitis B, hepatitis C, or other viral infection comprising administering the composition according to embodiment 170 to a subject in need thereof.

223. A method for treating hepatitis B, hepatitis C, or other viral infection comprising administering the composition according to embodiment 171 to a subject in need thereof.

224. A method for treating hepatitis B, hepatitis C, or other viral infection comprising administering the composition according to embodiment 172 to a subject in need thereof.

In the methods described above, the fusion protein preferably comprises a biologically active polypeptide that induces a protective effect against the particular pathological condition or pathogens mentioned, such as an interferon (e.g., interferon-alpha or interferon-beta or modified versions thereof) that enhances immune responses to FMDV, melanoma or other tumors or cancers, or hepatitis B or C infection, or such as an immunogen that induces cellular or humoral immunity against tumors or viral pathogens. This method may be performed by administering a fusion protein according to the invention or a polynucleotide encoding such a fusion protein, for example, by transformation of a cell with a vector encoding a fusion protein, and administration of the transformed cells to a subject or patient in need treatment for a particular disease, disorder or condition.

Other embodiments of the invention include a method of treating a subject and include, without limitation, the following:

225. A method for cytokine therapy comprising administering the composition according to embodiment 160 to a subject in need thereof.

226. A method for cytokine therapy comprising administering the composition according to embodiment 161 to a subject in need thereof.

227. A method for cytokine therapy comprising administering the composition according to embodiment 162 to a subject in need thereof.

228. A method for cytokine therapy comprising administering the composition according to embodiment 163 to a subject in need thereof.

229. A method for cytokine therapy comprising administering the composition according to embodiment 164 to a subject in need thereof.

230. A method for cytokine therapy comprising administering the composition according to embodiment 165 to a subject in need thereof.

231. A method for cytokine therapy comprising administering the composition according to embodiment 166 to a subject in need thereof.

232. A method for cytokine therapy comprising administering the composition according to embodiment 167 to a subject in need thereof.

233. A method for cytokine therapy comprising administering the composition according to embodiment 168 to a subject in need thereof.

234. A method for cytokine therapy comprising administering the composition according to embodiment 169 to a subject in need thereof.

235. A method for cytokine therapy comprising administering the composition according to embodiment 170 to a subject in need thereof.

236. A method for cytokine therapy comprising administering the composition according to embodiment 171 to a subject in need thereof.

237. A method for cytokine therapy comprising administering the composition according to embodiment 172 to a subject in need thereof.

In the method described above, the fusion protein preferably comprises a biologically active cytokine that modulates or enhances a subject's immune system. This method may be performed by administering a fusion protein according to the invention or a polynucleotide encoding such a fusion protein. It may be practiced with cells transformed to express a fusion protein or fusion protein fragments having cytokine activity, for example, by transformation of a cell

with a vector encoding a fusion protein, and administration of the transformed cells to a subject or patient in need of cytokine activity.

Other embodiments of the invention include a method of treating a subject and include, without limitation, the following:

238. A method for treating Feline Herpesvirus 1, Feline infectious peritonitis, Feline Immunodeficiency Virus, Feline Leukemia Virus, Canine papilloma virus or other viral infection in domestic or wild animals comprising administering the composition according to embodiment 160 to the animal in need thereof.

239. A method for treating Feline Herpesvirus 1, Feline infectious peritonitis, Feline Immunodeficiency Virus, Feline Leukemia Virus, Canine papilloma virus or other viral infection in domestic or wild animals comprising administering the composition according to embodiment 161 to the animal in need thereof.

240. A method for treating Feline Herpesvirus 1, Feline infectious peritonitis, Feline Immunodeficiency Virus, Feline Leukemia Virus, Canine papilloma virus or other viral infection in domestic or wild animals comprising administering the composition according to embodiment 162 to the animal in need thereof.

241. A method for treating Feline Herpesvirus 1, Feline infectious peritonitis, Feline Immunodeficiency Virus, Feline Leukemia Virus, Canine papilloma virus or other viral infection in domestic or wild animals comprising administering the composition according to embodiment 163 to the animal in need thereof.

242. A method for treating Feline Herpesvirus 1, Feline infectious peritonitis, Feline Immunodeficiency Virus, Feline Leukemia Virus, Canine papilloma virus or other viral infection in domestic or wild animals comprising administering the composition according to embodiment 164 to the animal in need thereof.

243. A method for treating Feline Herpesvirus 1, Feline infectious peritonitis, Feline Immunodeficiency Virus, Feline Leukemia Virus, Canine papilloma virus or other viral infection in domestic or wild animals comprising administering the composition according to embodiment 165 to the animal in need thereof.

244. A method for treating Feline Herpesvirus 1, Feline infectious peritonitis, Feline Immunodeficiency Virus, Feline Leukemia Virus, Canine papilloma virus or other viral infection in domestic or wild animals comprising administering the composition according to embodiment 166 to the animal in need thereof.

245. A method for treating Feline Herpesvirus 1, Feline infectious peritonitis, Feline Immunodeficiency Virus, Feline Leukemia Virus, Canine papilloma virus or other viral infection in domestic or wild animals comprising administering the composition according to embodiment 167 to the animal in need thereof.

246. A method for treating Feline Herpesvirus 1, Feline infectious peritonitis, Feline Immunodeficiency Virus, Feline Leukemia Virus, Canine papilloma virus or other viral infection in domestic or wild animals comprising administering the composition according to embodiment 168 to the animal in need thereof.

247. A method for treating Feline Herpesvirus 1, Feline infectious peritonitis, Feline Immunodeficiency Virus, Feline Leukemia Virus, Canine papilloma virus or other viral infection in domestic or wild animals comprising administering the composition according to embodiment 169 to the animal in need thereof.

248. A method for treating Feline Herpesvirus 1, Feline infectious peritonitis, Feline Immunodeficiency Virus, Feline Leukemia Virus, Canine papilloma virus or other viral infection in domestic or wild animals comprising administering the composition according to embodiment 170 to the animal in need thereof.

249. A method for treating Feline Herpesvirus 1, Feline infectious peritonitis, Feline Immunodeficiency Virus, Feline Leukemia Virus, Canine papilloma virus or other viral infection in domestic or wild animals comprising administering the composition according to embodiment 171 to the animal in need thereof.

250. A method for treating Feline Herpesvirus 1, Feline infectious peritonitis, Feline Immunodeficiency Virus, Feline Leukemia Virus, Canine papilloma virus or other viral infection in domestic or wild animals comprising administering the composition according to embodiment 172 to the animal in need thereof.

In the methods described above, the fusion protein preferably comprises a biologically active cytokine that modulates or enhances a subject's immune system response to the above-mentioned viruses or that comprises protective antigens or epitopes of said viruses. This method may be performed by administering a fusion protein according to the invention or a polynucleotide encoding such a fusion protein.

The methods described above for treating feline diseases or disorders may be practiced with *Felis catus* α , β and/or γ interferon(s) such as those encoded by Accession numbers: NM_001031830.1 or GI:73611927 (α interferon); NM_001009297.1 or GI:57163828 (β interferon); or NM_001009873.1 or GI:57619124 (γ interferon); or analogs, derivatives or modified forms thereof as described herein. These accession numbers are incorporated by reference.

The methods described above for treating canine diseases or disorders may be practiced with *Canis lupus familiaris* α , β and/or γ interferon(s) such as those encoded by Accession numbers: M28624.1 or GI:163973 (α), GenBank: E11229.1 (β) and EF095772.1 or GI: 118505119 (γ); or analogs, derivatives or modified forms thereof as described herein. These accession numbers are incorporated by reference.

Example 1

Δ 1D2A Constructs Retain Luciferase and Interferon Secretion

Two constructs comprising interferon and luciferase sequences were made utilizing the translation interrupter Δ 1D2A to separate SGLuc and IFN α , see FIG. 1.

These constructs expressed two polypeptides which differed as to which polypeptide retained the Δ 1D2A sequence, see FIG. 1. The addition of the Δ 1D2A sequence to either the N-terminus or C-terminus of SGLuc was found to not inhibit either secretion or luminescence of the SGLuc and as shown by FIG. 2A top two bars (media luminescence) and FIG. 2B (Western blot of harvested media). To confirm that the addition of an IFN α sequence to either the N-terminus, in the case of IFN α - Δ 1D2A-SGLuc Δ 1M, or to the C-terminus, in the case of SGLuc- Δ 1D2A-IFN α , did not alter critical luminescence properties, media from HEK293-T cells transfected with constructs pTarget IFN α - Δ 1D2A-SGLuc Δ 1M and pTarget SGLuc- Δ 1D2A-IFN α was evaluated for luciferase activity, see FIG. 2A. HEK293-T cells transfected with constructs pTarget SGLuc- Δ 1D2A and pTarget Δ 1D2A-SGLuc Δ 1M were used as controls, see FIG. 2A.

Confirmation of the presence of GLuc in the media and of separation of the fusion protein by $\Delta 1D2A$ was performed by western blotting using a polyclonal anti-GLuc antibody, see FIG. 2B, which shows efficient separation of GLuc from fusion polypeptides. Only a small amount of unseparated fused peptide was present in the media, FIG. 2B.

To confirm that the addition of an IFN α sequence to either the N-terminus, in the case of IFN α - $\Delta 1D2A$ -SGLuc $\Delta 1M$, or to the C-terminus, in the case of SGLuc- $\Delta 1D2A$ -IFN α , did not alter critical secretion properties the presence of IFN α and IFN α - $\Delta 1D2A$ in cell culture media was determined using a commercially available ELISA assay. A standard curve of IFN α concentration was determined using nine different concentrations of an IFN α standard. Four different dilutions of media from cells transfected with pTarget IFN α , pTarget IFN α - $\Delta 1D2A$ -SGLuc $\Delta 1M$, pTarget SGLuc- $\Delta 1D2A$ -IFN α , pTarget SGLuc- $\Delta 1D2A$, and pTarget $\Delta 1D2A$ -SGLuc $\Delta 1M$ were assayed using the same ELISA assay, see FIG. 7. The ELISA results of media show in FIG. 7 demonstrate that IFN α is present in the media of cells transfected with plasmids pTarget IFN α , pTarget IFN α - $\Delta 1D2A$ -SGLuc $\Delta 1M$, and pTarget SGLuc- $\Delta 1D2A$ -IFN α but not in cells transfected with the control plasmids pTarget SGLuc- $\Delta 1D2A$, and pTarget $\Delta 1D2A$ -SGLuc $\Delta 1M$. This confirms that the addition of the $\Delta 1D2A$ peptide to either the N- or C-terminus of IFN α does not prevent secretion.

This example demonstrates that the $\Delta 1D2A$ sequence can be successfully used to separate SGLuc and IFN α components of a fusion polypeptide and that both the SGLuc and IFN α components retain the ability to be secreted.

These results provide a new way to design a luciferase assay that can be used to quantify the amount of IFN produced in an expression system without the drawbacks of an antibody-based system. Such an assay provides a fast and reliable way to substantially determine the absolute concentration of a molecule in an expression system. The amount of GLuc or SGLuc moieties secreted into culture medium measured by luminescence, after these are released from a longer precursor fusion polypeptide by translational interruption, provides a proportionate way to substantially determine the absolute amount of interferon expressed. The amount of interferon expressed by the expression system will directly correlate with the amount of luminescence appearing in the culture medium. No interferon-binding antibodies are necessary.

This new method provides a more reliable way to standardize samples and avoid the unpredictability and problems associated with antibody-based systems like ELISA. As described above, many of these problems are attributable to the variation of antibody binding affinities for different interferon mutants, different kinds of interferons, or interferons in different kinds of samples.

While constructs using the $\Delta 1D2A$ sequence can be conveniently used to monitor interferon expression, they do not directly quantify interferon concentrations. That is because they detect extracellular luminescence produced by the luciferase, not a direct and dependent property of interferon. Indirect methods using $\Delta 1D2A$ may be biased by differential expression, degradation or trafficking of soluble GLuc moieties into the extracellular medium. For example, differential rates of GLuc or SGLuc moiety degradation for a mutant compared to a non-mutant IFN might bias results. To address these problems the inventors tested interferon-luciferase constructs that did not contain the $\Delta 1D2A$ translation interruption sequence, see FIG. 4. The luminescent

moieties in such constructs are directly attached to interferon and thus luminescence detected extracellularly indicates the amount of interferon present.

Example 2

Comparison of Secretion of Interferon to SGLucON Constructs

Native interferons contain an N-terminal secretion domain to facilitate their secretion into the extracellular medium. Examples of the secretion domains for interferons are described by SEQ ID NOS: 25-46. This secretion sequence is not necessary to elicit a desired immune stimulatory response. To this end the inventors constructed fusion peptides that contain the SGLuc luciferase and the non-secretion domain of four different interferons, α , β , γ , and λ , collectively identified as SGLucONs and depicted by FIG. 4.

The secretion of two types of porcine interferons, α and β , and two types of bovine interferons, γ and λ , were compared to SGLucON constructs containing the same interferon types. The SGLucON constructs take advantage of the naturally secretable properties of SGLuc to facilitate the secretion of the fusion peptide.

All four interferons and all four SGLucON constructs were demonstrated to be secreted into the extracellular medium as shown in FIGS. 5A and 5B. This confirms that the creation of these fusion peptides does not prevent the secretion of the peptide from the cell. Since all SGLucONs (α , β , γ , λ) showed retention of secretion, FIG. 5A, we tested media samples harvested from transfected HEK293-T cells for luciferase activity, FIG. 5B. Media harvested from cells expressing Interferon (α , β , γ , λ) samples was also tested for luciferase activity to ensure that any luciferase activity observed was the result of the presence of the SGLuc component. All four SGLucON samples (α , β , γ , λ) and only the SGLucON samples showed luciferase activity, FIG. 5B. This confirms that the addition of the interferon sequence to SGLuc does not prevent luminescence.

The SGLucON λ sample showed a more than two-fold higher luciferase readings than the other three other SGLucON samples, FIG. 5B, but did not appear to have a proportionally greater concentration when examined by western blotting with the anti-GLuc antibody, FIG. 5A. This result suggests that in the case of SGLucON λ the addition of the IFN λ sequence may either enhance luminescence or hinder luminescence less than the other IFN sequences, α , β , γ , when comparing amongst the SGLucON constructs.

Control constructs of IFN α , β , and γ were also shown to be secreted by usage of antibodies specific to each one. There was no reliable available antibody to bovine IFN γ limiting the ability to confirm its presence. Western blots using anti-GLuc, anti-IFN α , anti-IFN β , and anti-IFN λ show that the SGLucON chimeras retain both luciferase and interferon components fused together and are not post-translationally processed, FIG. 5A. In the case of Interferon β there was a notable difference in post-translational modifications between IFN β and SGLucON β , FIG. 5A. IFN β shows substantial post-translational modifications, possibly through glycosylation or differential processing, resulting in multiple bands being present in the anti-IFN β western blot FIG. 5A. SGLucON β is predominantly in a single band as shown by FIG. 5A, suggesting that SGLucON β is not subject to the same degree of post-translational modifications as IFN β .

These results demonstrate that direct fusion of SGLuc to an interferon can be successfully secreted by a cell and then

detected by luminescence. These constructs do not rely on separation of SGLuc from the interferon and thus are not subject to the same risks associated with the utilization of a $\Delta 1D2A$ translation interruption sequence to produce two separate molecules.

Quantifying luciferase activity with SGLucON samples is a direct quantification of the concentration in the sample rather than an indirect quantification as is the case when utilizing the $\Delta 1D2A$ sequence. This removes variables that may alter concentrations of either SGLuc or IFN after translation such as differential secretion rates and the potential for preferential protein degradation.

Example 3

$\Delta 1D2A$ IFN Constructs Retain Biological Activity

An IFN α ELISA assay was performed to quantify the concentrations of IFN α in the cell culture media of HEK293-T cells transfected with plasmids pTarget IFN α , pTarget SGLuc- $\Delta 1D2A$ -IFN α , pTarget IFN α - $\Delta 1D2A$ -SGLuc $\Delta 1M$, and pTarget SGLuc- $\Delta 1D2A$. These concentrations were used to set up a dilution series to test for retention of antiviral activity against VSV and to compare this activity to an established commercially available porcine IFN α , FIG. 6 and FIG. 8.

The results show that IFN α produced from constructs pTarget SGLuc- $\Delta 1D2A$ -IFN α and pTarget IFN α - $\Delta 1D2A$ -SGLuc $\Delta 1M$ retains anti-viral activity, FIG. 6 and FIG. 8. This was particularly novel as the IFN α produced from these constructs contains additional amino acids compared to a native IFN α sequence. The IFN α produced from the pTarget SGLuc- $\Delta 1D2A$ -IFN α construct contains an addition N-terminal proline while the IFN α produced from the pTarget IFN α - $\Delta 1D2A$ -SGLuc $\Delta 1M$ construct contains an additional 40 amino acids, containing the $\Delta 1D2A$ sequence, on the C-terminus, FIG. 1. For the pTarget IFN α - $\Delta 1D2A$ -SGLuc $\Delta 1M$ construct the 40 additional amino acids represent a 20% increase in length for the resulting molecule. The substantial increase in the size of the molecule makes the result that it retained anti-viral activity all the more unexpected.

IFN α produced from the pTarget IFN α serves as a control to compare effectiveness to an unmodified protein produced in a similar manner. The IFN α samples only showed plaques at 0.625 ng/mL suggesting that a protective concentration was 1.25 ng/mL or less. Both the IFN α produced from the pTarget SGLuc- $\Delta 1D2A$ -IFN α construct and that from the pTarget IFN α - $\Delta 1D2A$ -SGLuc $\Delta 1M$ construct provided complete protection at 2.5 ng/mL with plaques present at 1.25 ng/mL, FIG. 6. Even at the lowest doses tested, 0.1265 ng/mL, the plaques present in samples were noticeably smaller than those present in the SGLuc- $\Delta 1D2A$ negative control.

Example 4

SGLucON a Construct Retains Biological Activity

An IFN α ELISA assay was performed to quantify the concentrations of both IFN α and SGLucON α in harvested media. Equivalent concentrations of each were determined and used in a plaque assay for interferon anti-viral activity against Vesicular Stomatitis Virus (VSV). The results are shown by FIG. 6 and FIG. 8.

The results show that SGLucON α retained anti-viral activity against VSV. A concentration of less than or equal

to 1.25 ng/mL but greater than 0.625 ng/mL of SGLucON α was sufficient to completely inhibit VSV and concentrations as low as 0.1265 ng/mL were shown to partially inhibit VSV when compared to the negative control SGLuc- $\Delta 1D2A$.

IFN α produced by the same means was also able to provide complete protection at a concentration of less than or equal to 1.25 ng/mL but greater than 0.3125 ng/mL. This suggests that SGLucON α has at least equivalent anti-viral activity than IFN α , FIG. 6 and FIG. 8. Interestingly SGLucON α gives consistently lower PFUs than IFN α alone at equivalent concentrations FIG. 8. While complete protection from VSV was obtained at the same concentration for both IFN α and SGLucON α consistently lower PFU numbers at susceptible dilutions suggest that SGLucON α offers better protection than IFN α , FIG. 8.

Terminology used herein is for the purpose of describing particular embodiments only and is not intended to be limiting of the invention. For example, as used herein, the singular forms “a”, “an” and “the” are intended to include the plural forms as well, unless the context clearly indicates otherwise. It will be further understood that the terms “comprises” and/or “comprising,” when used in this specification, specify the presence of stated features, steps, operations, elements, and/or components, but do not preclude the presence or addition of one or more other features, steps, operations, elements, components, and/or groups thereof. As used herein, the term “and/or” includes any and all combinations of one or more of the associated listed items and may be abbreviated as “/”.

Spatially relative terms, such as “under”, “below”, “lower”, “over”, “upper” and the like, may be used herein for ease of description to describe one element or feature’s relationship to another element(s) or feature(s) as illustrated in the figures. It will be understood that the spatially relative terms are intended to encompass different orientations of the device in use or operation in addition to the orientation depicted in the figures. For example, if a device in the figures is inverted, elements described as “under” or “beneath” other elements or features would then be oriented “over” the other elements or features. Thus, the exemplary term “under” can encompass both an orientation of over and under. The device may be otherwise oriented (rotated 90 degrees or at other orientations) and the spatially relative descriptors used herein interpreted accordingly. Similarly, the terms “upwardly”, “downwardly”, “vertical”, “horizontal” and the like are used herein for the purpose of explanation only unless specifically indicated otherwise.

Although the terms “first” and “second” may be used herein to describe various features/elements (including steps), these features/elements should not be limited by these terms, unless the context indicates otherwise. These terms may be used to distinguish one feature/element from another feature/element. Thus, a first feature/element discussed below could be termed a second feature/element, and similarly, a second feature/element discussed below could be termed a first feature/element without departing from the teachings of the present invention.

Throughout this specification and the claims which follow, unless the context requires otherwise, the word “comprise”, and variations such as “comprises” and “comprising” means various components can be co-jointly employed in the methods and articles (e.g., compositions and apparatuses including device and methods). For example, the term “comprising” will be understood to imply the inclusion of any stated elements or steps but not the exclusion of any other elements or steps.

As used herein in the specification and claims, including as used in the examples and unless otherwise expressly specified, all numbers may be read as if prefaced by the word “substantially”, “about” or “approximately,” even if the term does not expressly appear. The terms “substantially”, “substantially no”, “substantially free”, “about” or “approximately” may be used when describing magnitude and/or position to indicate that the value and/or position described is within a reasonable expected range of values and/or positions. For example, a numeric value may have a value that is +/-0.1% of the stated value (or range of values), +/-1% of the stated value (or range of values), +/-2% of the stated value (or range of values), +/-5% of the stated value (or range of values), +/-10% of the stated value (or range of values), etc. Any numerical range recited herein is intended to include all sub-ranges subsumed therein.

When a feature or element is herein referred to as being “on” another feature or element, it can be directly on the other feature or element or intervening features and/or elements may also be present. In contrast, when a feature or element is referred to as being “directly on” another feature or element, there are no intervening features or elements present. It will also be understood that, when a feature or element is referred to as being “connected”, “attached” or “coupled” to another feature or element, it can be directly connected, attached or coupled to the other feature or element or intervening features or elements may be present. In contrast, when a feature or element is referred to as being “directly connected”, “directly attached” or “directly coupled” to another feature or element, there are no intervening features or elements present. Although described or shown with respect to one embodiment, the features and elements so described or shown can apply to other embodiments. It will also be appreciated by those of skill in the art that references to a structure or feature that is disposed “adjacent” another feature may have portions that overlap or underlie the adjacent feature.

Although various illustrative embodiments are described above, any of a number of changes may be made to various

embodiments without departing from the scope of the invention as described by the claims. For example, the order in which various described method steps are performed may often be changed in alternative embodiments, and in other alternative embodiments one or more method steps may be skipped altogether. Optional features of various device and system embodiments may be included in some embodiments and not in others. Therefore, the foregoing description is provided primarily for exemplary purposes and should not be interpreted to limit the scope of the invention as it is set forth in the claims.

The examples and illustrations included herein show, by way of illustration and not of limitation, specific embodiments in which the subject matter may be practiced. As mentioned, other embodiments may be utilized and derived there from, such that structural and logical substitutions and changes may be made without departing from the scope of this disclosure. Such embodiments of the inventive subject matter may be referred to herein individually or collectively by the term “invention” merely for convenience and without intending to voluntarily limit the scope of this application to any single invention or inventive concept, if more than one is, in fact, disclosed. Thus, although specific embodiments have been illustrated and described herein, any arrangement calculated to achieve the same purpose may be substituted for the specific embodiments shown. This disclosure is intended to cover any and all adaptations or variations of various embodiments. Combinations of the above embodiments, and other embodiments not specifically described herein, will be apparent to those of skill in the art upon reviewing the above description.

All publications and patent applications mentioned in this specification are herein incorporated by reference in their entirety to the same extent as if each individual publication or patent application was specifically and individually indicated to be incorporated by reference, especially referenced is disclosure appearing in the same sentence, paragraph, page or section of the specification in which the incorporation by reference appears.

SEQUENCE LISTING

<160> NUMBER OF SEQ ID NOS: 113

```
<210> SEQ ID NO 1
<211> LENGTH: 558
<212> TYPE: DNA
<213> ORGANISM: Gaussia princeps
<220> FEATURE:
<221> NAME/KEY: CDS
<222> LOCATION: (1)..(558)
<220> FEATURE:
<221> NAME/KEY: misc_feature
<222> LOCATION: (1)..(558)
<223> OTHER INFORMATION: GLuc polynucleotide
```

<400> SEQUENCE: 1

```
atg gga gtc aaa gtt ctg ttt gcc ctg atc tgc atc gct gtg gcc gag      48
Met Gly Val Lys Val Leu Phe Ala Leu Ile Cys Ile Ala Val Ala Glu
1           5           10          15

gcc aag ccc acc gag aac aac gaa gac ttc aac atc gtg gcc gtg gcc      96
Ala Lys Pro Thr Glu Asn Asn Glu Asp Phe Asn Ile Val Ala Val Ala
20          25          30

agc aac ttc gcg acc acg gat ctc gat gct gac cgc ggg aag ttg ccc     144
Ser Asn Phe Ala Thr Thr Asp Leu Asp Ala Asp Arg Gly Lys Leu Pro
35          40          45
```

-continued

```

ggc aag aag ctg ccg ctg gag gtg ctc aaa gag atg gaa gcc aat gcc 192
Gly Lys Lys Leu Pro Leu Glu Val Leu Lys Glu Met Glu Ala Asn Ala
50 55 60

cgg aaa gct ggc tgc acc agg ggc tgt ctg atc tgc ctg tcc cac atc 240
Arg Lys Ala Gly Cys Thr Arg Gly Cys Leu Ile Cys Leu Ser His Ile
65 70 75 80

aag tgc acg ccc aag atg aag aag ttc atc cca gga cgc tgc cac acc 288
Lys Cys Thr Pro Lys Met Lys Lys Phe Ile Pro Gly Arg Cys His Thr
85 90 95

tac gaa ggc gac aaa gag tcc gca cag ggc ggc ata ggc gag gcg atc 336
Tyr Glu Gly Asp Lys Glu Ser Ala Gln Gly Gly Ile Gly Glu Ala Ile
100 105 110

gtc gac att cct gag att cct ggg ttc aag gac ttg gag ccc atg gag 384
Val Asp Ile Pro Glu Ile Pro Gly Phe Lys Asp Leu Glu Pro Met Glu
115 120 125

cag ttc atc gca cag gtc gat ctg tgt gtg gac tgc aca act ggc tgc 432
Gln Phe Ile Ala Gln Val Asp Leu Cys Val Asp Cys Thr Thr Gly Cys
130 135 140

ctc aaa ggg ctt gcc aac gtg cag tgt tct gac ctg ctc aag aag tgg 480
Leu Lys Gly Leu Ala Asn Val Gln Cys Ser Asp Leu Leu Lys Lys Trp
145 150 155 160

ctg ccg caa cgc tgt gcg acc ttt gcc agc aag atc cag ggc cag gtg 528
Leu Pro Gln Arg Cys Ala Thr Phe Ala Ser Lys Ile Gln Gly Gln Val
165 170 175

gac aag atc aag ggg gcc ggt ggt gac taa 558
Asp Lys Ile Lys Gly Ala Gly Gly Asp
180 185

```

```

<210> SEQ ID NO 2
<211> LENGTH: 185
<212> TYPE: PRT
<213> ORGANISM: Gaussia princeps

```

<400> SEQUENCE: 2

```

Met Gly Val Lys Val Leu Phe Ala Leu Ile Cys Ile Ala Val Ala Glu
1 5 10 15

Ala Lys Pro Thr Glu Asn Asn Glu Asp Phe Asn Ile Val Ala Val Ala
20 25 30

Ser Asn Phe Ala Thr Thr Asp Leu Asp Ala Asp Arg Gly Lys Leu Pro
35 40 45

Gly Lys Lys Leu Pro Leu Glu Val Leu Lys Glu Met Glu Ala Asn Ala
50 55 60

Arg Lys Ala Gly Cys Thr Arg Gly Cys Leu Ile Cys Leu Ser His Ile
65 70 75 80

Lys Cys Thr Pro Lys Met Lys Lys Phe Ile Pro Gly Arg Cys His Thr
85 90 95

Tyr Glu Gly Asp Lys Glu Ser Ala Gln Gly Gly Ile Gly Glu Ala Ile
100 105 110

Val Asp Ile Pro Glu Ile Pro Gly Phe Lys Asp Leu Glu Pro Met Glu
115 120 125

Gln Phe Ile Ala Gln Val Asp Leu Cys Val Asp Cys Thr Thr Gly Cys
130 135 140

Leu Lys Gly Leu Ala Asn Val Gln Cys Ser Asp Leu Leu Lys Lys Trp
145 150 155 160

Leu Pro Gln Arg Cys Ala Thr Phe Ala Ser Lys Ile Gln Gly Gln Val
165 170 175

Asp Lys Ile Lys Gly Ala Gly Gly Asp
180 185

```

-continued

```

<210> SEQ ID NO 3
<211> LENGTH: 558
<212> TYPE: DNA
<213> ORGANISM: Gaussia princeps
<220> FEATURE:
<221> NAME/KEY: CDS
<222> LOCATION: (1)..(558)
<223> OTHER INFORMATION: SGLuc polynucleotide

<400> SEQUENCE: 3

atg gga gtc aaa gtt ctg ttt gcc ctg atc tgc atc gct gtg gcc gag      48
Met Gly Val Lys Val Leu Phe Ala Leu Ile Cys Ile Ala Val Ala Glu
1           5           10           15

gcc aag ccc acc gag aac aac gaa gac ttc aac atc gtg gcc gtg gcc      96
Ala Lys Pro Thr Glu Asn Asn Glu Asp Phe Asn Ile Val Ala Val Ala
          20           25           30

agc aac ttt gcg acc acg gat ctc gat gct gac cga ggg aag ttg ccc     144
Ser Asn Phe Ala Thr Thr Asp Leu Asp Ala Asp Arg Gly Lys Leu Pro
          35           40           45

ggc aag aag ctg ccg ctg gag gtg ctc aaa gag atg gaa gcc aat gcc     192
Gly Lys Lys Leu Pro Leu Glu Val Leu Lys Glu Met Glu Ala Asn Ala
          50           55           60

cgg aaa gct ggc tgc acc agg ggc tgt ctg atc tgc ctg tcc cac atc     240
Arg Lys Ala Gly Cys Thr Arg Gly Cys Leu Ile Cys Leu Ser His Ile
          65           70           75

aag tgc acg ccc aag atg aag aag tgg ctc cca gga cgc tgc cac acc     288
Lys Cys Thr Pro Lys Met Lys Lys Trp Leu Pro Gly Arg Cys His Thr
          85           90           95

tac gaa ggc gac aaa gag tcc gca cag ggc ggc ata ggc gag gcg atc     336
Tyr Glu Gly Asp Lys Glu Ser Ala Gln Gly Gly Ile Gly Glu Ala Ile
          100          105          110

gtc gat att cct gag att cct ggg ttc aag gac ttg gag cca atg gag     384
Val Asp Ile Pro Glu Ile Pro Gly Phe Lys Asp Leu Glu Pro Met Glu
          115          120          125

cag ttc atc gca cag gtc gat ctg tgt gtg gac tgc aca act ggc tgc     432
Gln Phe Ile Ala Gln Val Asp Leu Cys Val Asp Cys Thr Thr Gly Cys
          130          135          140

ctc aaa ggg ctt gcc aac gtg cag tgt tct gac ctg ctc aag aag tgg     480
Leu Lys Gly Leu Ala Asn Val Gln Cys Ser Asp Leu Leu Lys Lys Trp
          145          150          155          160

ctg ccg caa cgc tgt gcg acc ttt gcc agc aag atc cag ggc cag gtg     528
Leu Pro Gln Arg Cys Ala Thr Phe Ala Ser Lys Ile Gln Gly Gln Val
          165          170          175

gac aag atc aag ggg gcc ggt ggt gac taa                               558
Asp Lys Ile Lys Gly Ala Gly Gly Asp
          180          185

```

```

<210> SEQ ID NO 4
<211> LENGTH: 185
<212> TYPE: PRT
<213> ORGANISM: Gaussia princeps

```

```

<400> SEQUENCE: 4

Met Gly Val Lys Val Leu Phe Ala Leu Ile Cys Ile Ala Val Ala Glu
1           5           10           15

Ala Lys Pro Thr Glu Asn Asn Glu Asp Phe Asn Ile Val Ala Val Ala
          20           25           30

Ser Asn Phe Ala Thr Thr Asp Leu Asp Ala Asp Arg Gly Lys Leu Pro
          35           40           45

Gly Lys Lys Leu Pro Leu Glu Val Leu Lys Glu Met Glu Ala Asn Ala

```

-continued

50	55	60
Arg Lys Ala Gly Cys Thr	Arg Gly Cys Leu Ile	Cys Leu Ser His Ile
65	70	75 80
Lys Cys Thr Pro Lys Met	Lys Lys Trp Leu Pro	Gly Arg Cys His Thr
	85	90 95
Tyr Glu Gly Asp Lys Glu Ser	Ala Gln Gly Gly Ile	Gly Glu Ala Ile
	100	105 110
Val Asp Ile Pro Glu Ile Pro	Gly Phe Lys Asp Leu	Glu Pro Met Glu
	115	120 125
Gln Phe Ile Ala Gln Val Asp	Leu Cys Val Asp Cys	Thr Thr Gly Cys
	130	135 140
Leu Lys Gly Leu Ala Asn Val	Gln Cys Ser Asp Leu	Leu Lys Lys Trp
	145	150 155 160
Leu Pro Gln Arg Cys Ala Thr	Phe Ala Ser Lys Ile	Gln Gly Gln Val
	165	170 175
Asp Lys Ile Lys Gly Ala Gly	Gly Asp	
	180	185

<210> SEQ ID NO 5
 <211> LENGTH: 90
 <212> TYPE: DNA
 <213> ORGANISM: Artificial Sequence
 <220> FEATURE:
 <223> OTHER INFORMATION: Translation interrupter motif
 <220> FEATURE:
 <221> NAME/KEY: CDS
 <222> LOCATION: (1)..(90)
 <223> OTHER INFORMATION: Translation interrupter motif (TIM) DNA
 <220> FEATURE:
 <221> NAME/KEY: misc_feature
 <222> LOCATION: (1)..(1)
 <223> OTHER INFORMATION: n is a, c, g, or t
 <220> FEATURE:
 <221> NAME/KEY: misc_feature
 <222> LOCATION: (3)..(3)
 <223> OTHER INFORMATION: n is a, c, g, or t
 <220> FEATURE:
 <221> NAME/KEY: misc_feature
 <222> LOCATION: (6)..(7)
 <223> OTHER INFORMATION: n is a, c, g, or t
 <220> FEATURE:
 <221> NAME/KEY: misc_feature
 <222> LOCATION: (9)..(9)
 <223> OTHER INFORMATION: n is a, c, g, or t
 <220> FEATURE:
 <221> NAME/KEY: misc_feature
 <222> LOCATION: (12)..(13)
 <223> OTHER INFORMATION: n is a, c, g, or t
 <220> FEATURE:
 <221> NAME/KEY: misc_feature
 <222> LOCATION: (15)..(15)
 <223> OTHER INFORMATION: n is a, c, g, or t
 <220> FEATURE:
 <221> NAME/KEY: misc_feature
 <222> LOCATION: (18)..(18)
 <223> OTHER INFORMATION: n is a, c, g, or t
 <220> FEATURE:
 <221> NAME/KEY: misc_feature
 <222> LOCATION: (21)..(21)
 <223> OTHER INFORMATION: n is a, c, g, or t
 <220> FEATURE:
 <221> NAME/KEY: misc_feature
 <222> LOCATION: (24)..(24)
 <223> OTHER INFORMATION: n is a, c, g, or t
 <220> FEATURE:
 <221> NAME/KEY: misc_feature
 <222> LOCATION: (27)..(27)
 <223> OTHER INFORMATION: n is a, c, g, or t
 <220> FEATURE:
 <221> NAME/KEY: misc_feature

-continued

```

<222> LOCATION: (36)..(36)
<223> OTHER INFORMATION: n is a, c, g, or t
<220> FEATURE:
<221> NAME/KEY: misc_feature
<222> LOCATION: (39)..(39)
<223> OTHER INFORMATION: n is a, c, g, or t
<220> FEATURE:
<221> NAME/KEY: misc_feature
<222> LOCATION: (51)..(51)
<223> OTHER INFORMATION: n is a, c, g, or t
<220> FEATURE:
<221> NAME/KEY: misc_feature
<222> LOCATION: (54)..(54)
<223> OTHER INFORMATION: n is a, c, g, or t
<220> FEATURE:
<221> NAME/KEY: misc_feature
<222> LOCATION: (60)..(60)
<223> OTHER INFORMATION: n is a, c, g, or t
<220> FEATURE:
<221> NAME/KEY: misc_feature
<222> LOCATION: (63)..(63)
<223> OTHER INFORMATION: n is a, c, g, or t
<220> FEATURE:
<221> NAME/KEY: misc_feature
<222> LOCATION: (66)..(66)
<223> OTHER INFORMATION: n is a, c, g, or t
<220> FEATURE:
<221> NAME/KEY: misc_feature
<222> LOCATION: (72)..(72)
<223> OTHER INFORMATION: n is a, c, g, or t
<220> FEATURE:
<221> NAME/KEY: misc_feature
<222> LOCATION: (78)..(78)
<223> OTHER INFORMATION: n is a, c, g, or t
<220> FEATURE:
<221> NAME/KEY: misc_feature
<222> LOCATION: (84)..(84)
<223> OTHER INFORMATION: n is a, c, g, or t
<220> FEATURE:
<221> NAME/KEY: misc_feature
<222> LOCATION: (87)..(87)
<223> OTHER INFORMATION: n is a, c, g, or t
<220> FEATURE:
<221> NAME/KEY: misc_feature
<222> LOCATION: (90)..(90)
<223> OTHER INFORMATION: n is a, c, g, or t

<400> SEQUENCE: 5

nrn mrn nhn vmn nvn rvn syn ghn arr car vyn ykn ary tty gay      48
Xaa Xaa Xaa Xaa Xaa Xaa Xaa Xaa Xaa Xaa Gln Xaa Xaa Xaa Phe Asp
1          5          10          15

ytn ytn aar ytn gcn ggn gay gtn gar tcn aay ccn ggn ccn      90
Leu Leu Lys Leu Ala Gly Asp Val Glu Xaa Asn Pro Gly Pro
          20          25          30

<210> SEQ ID NO 6
<211> LENGTH: 30
<212> TYPE: PRT
<213> ORGANISM: Artificial Sequence
<220> FEATURE:
<221> NAME/KEY: misc_feature
<222> LOCATION: (1)..(1)
<223> OTHER INFORMATION: The 'Xaa' at location 1 stands for Arg, Ser,
Lys, Asn, Gly, Glu, Asp, Gln, His, Trp, Cys, or Tyr.
<220> FEATURE:
<221> NAME/KEY: misc_feature
<222> LOCATION: (2)..(2)
<223> OTHER INFORMATION: The 'Xaa' at location 2 stands for Arg, Ser,
Lys, Asn, Gln, or His.
<220> FEATURE:
<221> NAME/KEY: misc_feature
<222> LOCATION: (3)..(3)
<223> OTHER INFORMATION: The 'Xaa' at location 3 stands for Lys, Asn,
Thr, Ile, Met, Glu, Asp, Ala, Val, Gln, His, Pro, Leu, Tyr, Ser,
or Phe.
<220> FEATURE:

```

-continued

```

<221> NAME/KEY: misc_feature
<222> LOCATION: (4)..(4)
<223> OTHER INFORMATION: The 'Xaa' at location 4 stands for Lys, Asn,
Thr, Glu, Asp, Ala, Gln, His, or Pro.
<220> FEATURE:
<221> NAME/KEY: misc_feature
<222> LOCATION: (5)..(5)
<223> OTHER INFORMATION: The 'Xaa' at location 5 stands for Thr, Ile,
Met, Ala, Val, Pro, Leu, Ser, or Phe.
<220> FEATURE:
<221> NAME/KEY: misc_feature
<222> LOCATION: (6)..(6)
<223> OTHER INFORMATION: The 'Xaa' at location 6 stands for Ala, Val,
Thr, Ile, or Met.
<220> FEATURE:
<221> NAME/KEY: misc_feature
<222> LOCATION: (7)..(7)
<223> OTHER INFORMATION: The 'Xaa' at location 7 stands for Glu, Asp,
Gly, Ala, Lys, Asn, Arg, Ser, or Thr.
<220> FEATURE:
<221> NAME/KEY: misc_feature
<222> LOCATION: (8)..(8)
<223> OTHER INFORMATION: The 'Xaa' at location 8 stands for Ala, Val,
Pro, or Leu.
<220> FEATURE:
<221> NAME/KEY: misc_feature
<222> LOCATION: (9)..(9)
<223> OTHER INFORMATION: The 'Xaa' at location 9 stands for Glu, Asp,
Ala, or Val.
<220> FEATURE:
<221> NAME/KEY: misc_feature
<222> LOCATION: (10)..(10)
<223> OTHER INFORMATION: The 'Xaa' at location 10 stands for Arg, or
Lys.
<220> FEATURE:
<221> NAME/KEY: misc_feature
<222> LOCATION: (12)..(12)
<223> OTHER INFORMATION: The 'Xaa' at location 12 stands for Thr, Ile,
Met, Ala, Val, Pro, or Leu.
<220> FEATURE:
<221> NAME/KEY: misc_feature
<222> LOCATION: (13)..(13)
<223> OTHER INFORMATION: The 'Xaa' at location 13 stands for Arg, Leu,
Trp, Cys, or Phe.
<220> FEATURE:
<221> NAME/KEY: misc_feature
<222> LOCATION: (14)..(14)
<223> OTHER INFORMATION: The 'Xaa' at location 14 stands for Ser, or
Asn.
<220> FEATURE:
<221> NAME/KEY: misc_feature
<222> LOCATION: (26)..(26)
<223> OTHER INFORMATION: The 'Xaa' at location 26 stands for Ser.
<220> FEATURE:
<223> OTHER INFORMATION: Synthetic Construct

<400> SEQUENCE: 6

Xaa Xaa Xaa Xaa Xaa Xaa Xaa Xaa Xaa Xaa Gln Xaa Xaa Xaa Phe Asp
1          5          10          15

Leu Leu Lys Leu Ala Gly Asp Val Glu Xaa Asn Pro Gly Pro
          20          25          30

<210> SEQ ID NO 7
<211> LENGTH: 57
<212> TYPE: DNA
<213> ORGANISM: Artificial Sequence
<220> FEATURE:
<223> OTHER INFORMATION: Translation interrupter motif 2
<220> FEATURE:
<221> NAME/KEY: CDS
<222> LOCATION: (1)..(57)
<220> FEATURE:
<221> NAME/KEY: misc_feature
<222> LOCATION: (3)..(3)
<223> OTHER INFORMATION: n is a, c, g, or t
<220> FEATURE:

```

-continued

```

<221> NAME/KEY: misc_feature
<222> LOCATION: (6)..(6)
<223> OTHER INFORMATION: n is a, c, g, or t
<220> FEATURE:
<221> NAME/KEY: misc_feature
<222> LOCATION: (12)..(12)
<223> OTHER INFORMATION: n is a, c, g, or t
<220> FEATURE:
<221> NAME/KEY: misc_feature
<222> LOCATION: (15)..(15)
<223> OTHER INFORMATION: n is a, c, g, or t
<220> FEATURE:
<221> NAME/KEY: misc_feature
<222> LOCATION: (18)..(18)
<223> OTHER INFORMATION: n is a, c, g, or t
<220> FEATURE:
<221> NAME/KEY: misc_feature
<222> LOCATION: (21)..(21)
<223> OTHER INFORMATION: n is a, c, g, or t
<220> FEATURE:
<221> NAME/KEY: misc_feature
<222> LOCATION: (24)..(24)
<223> OTHER INFORMATION: n is a, c, g, or t
<220> FEATURE:
<221> NAME/KEY: misc_feature
<222> LOCATION: (27)..(27)
<223> OTHER INFORMATION: n is a, c, g, or t
<220> FEATURE:
<221> NAME/KEY: misc_feature
<222> LOCATION: (30)..(30)
<223> OTHER INFORMATION: n is a, c, g, or t
<220> FEATURE:
<221> NAME/KEY: misc_feature
<222> LOCATION: (33)..(33)
<223> OTHER INFORMATION: n is a, c, g, or t
<220> FEATURE:
<221> NAME/KEY: misc_feature
<222> LOCATION: (39)..(39)
<223> OTHER INFORMATION: n is a, c, g, or t
<220> FEATURE:
<221> NAME/KEY: misc_feature
<222> LOCATION: (45)..(45)
<223> OTHER INFORMATION: n is a, c, g, or t
<220> FEATURE:
<221> NAME/KEY: misc_feature
<222> LOCATION: (51)..(51)
<223> OTHER INFORMATION: n is a, c, g, or t
<220> FEATURE:
<221> NAME/KEY: misc_feature
<222> LOCATION: (54)..(54)
<223> OTHER INFORMATION: n is a, c, g, or t
<220> FEATURE:
<221> NAME/KEY: misc_feature
<222> LOCATION: (57)..(57)
<223> OTHER INFORMATION: n is a, c, g, or t

<400> SEQUENCE: 7

ryn hbn ary wwn kmn ctn ctn mwn cdn gcn ggn gay rtn gar wsn aay      48
Xaa Xaa Xaa Xaa Xaa Xaa Xaa Xaa Ala Gly Asp Xaa Glu Ser Asn
1          5          10          15

ccn ggn ccn      57
Pro Gly Pro

<210> SEQ ID NO 8
<211> LENGTH: 19
<212> TYPE: PRT
<213> ORGANISM: Artificial Sequence
<220> FEATURE:
<221> NAME/KEY: misc_feature
<222> LOCATION: (1)..(1)
<223> OTHER INFORMATION: The 'Xaa' at location 1 stands for Ala, Val,
    Thr, Ile, or Met.
<220> FEATURE:
<221> NAME/KEY: misc_feature
<222> LOCATION: (2)..(2)
<223> OTHER INFORMATION: The 'Xaa' at location 2 stands for Arg, Ser,

```


-continued

```

<221> NAME/KEY: misc_feature
<222> LOCATION: (27)..(27)
<223> OTHER INFORMATION: n is a, c, g, or t
<220> FEATURE:
<221> NAME/KEY: misc_feature
<222> LOCATION: (30)..(30)
<223> OTHER INFORMATION: n is a, c, g, or t

```

```

<400> SEQUENCE: 9

```

```

gcn ggn gay rtn gar wsn aay ccn ggn ccn          30
Ala Gly Asp Xaa Glu Ser Asn Pro Gly Pro
1           5           10

```

```

<210> SEQ ID NO 10
<211> LENGTH: 10
<212> TYPE: PRT
<213> ORGANISM: Artificial Sequence
<220> FEATURE:
<221> NAME/KEY: misc_feature
<222> LOCATION: (4)..(4)
<223> OTHER INFORMATION: The 'Xaa' at location 4 stands for Val, Ile, or
Met.
<220> FEATURE:
<223> OTHER INFORMATION: Synthetic Construct

```

```

<400> SEQUENCE: 10

```

```

Ala Gly Asp Xaa Glu Ser Asn Pro Gly Pro
1           5           10

```

```

<210> SEQ ID NO 11
<211> LENGTH: 42
<212> TYPE: DNA
<213> ORGANISM: Artificial Sequence
<220> FEATURE:
<223> OTHER INFORMATION: Translation interruptor 4
<220> FEATURE:
<221> NAME/KEY: CDS
<222> LOCATION: (1)..(42)
<220> FEATURE:
<221> NAME/KEY: misc_feature
<222> LOCATION: (3)..(3)
<223> OTHER INFORMATION: n is a, c, g, or t
<220> FEATURE:
<221> NAME/KEY: misc_feature
<222> LOCATION: (6)..(12)
<223> OTHER INFORMATION: n is a, c, g, or t
<220> FEATURE:
<221> NAME/KEY: misc_feature
<222> LOCATION: (15)..(15)
<223> OTHER INFORMATION: n is a, c, g, or t
<220> FEATURE:
<221> NAME/KEY: misc_feature
<222> LOCATION: (18)..(18)
<223> OTHER INFORMATION: n is a, c, g, or t
<220> FEATURE:
<221> NAME/KEY: misc_feature
<222> LOCATION: (22)..(24)
<223> OTHER INFORMATION: n is a, c, g, or t
<220> FEATURE:
<221> NAME/KEY: misc_feature
<222> LOCATION: (28)..(30)
<223> OTHER INFORMATION: n is a, c, g, or t
<220> FEATURE:
<221> NAME/KEY: misc_feature
<222> LOCATION: (36)..(36)
<223> OTHER INFORMATION: n is a, c, g, or t
<220> FEATURE:
<221> NAME/KEY: misc_feature
<222> LOCATION: (39)..(39)
<223> OTHER INFORMATION: n is a, c, g, or t
<220> FEATURE:
<221> NAME/KEY: misc_feature
<222> LOCATION: (42)..(42)
<223> OTHER INFORMATION: n is a, c, g, or t

```

-continued

<400> SEQUENCE: 11

```

ctn ctn nnn nnn gcn ggn gay nnn gar nnn aay ccn ggn ccn      42
Xaa Xaa Xaa Xaa Ala Gly Asp Xaa Glu Xaa Asn Pro Gly Pro
1           5           10

```

```

<210> SEQ ID NO 12
<211> LENGTH: 14
<212> TYPE: PRT
<213> ORGANISM: Artificial Sequence
<220> FEATURE:
<221> NAME/KEY: misc_feature
<222> LOCATION: (1)..(1)
<223> OTHER INFORMATION: The 'Xaa' at location 1 stands for Leu.
<220> FEATURE:
<221> NAME/KEY: misc_feature
<222> LOCATION: (2)..(2)
<223> OTHER INFORMATION: The 'Xaa' at location 2 stands for Leu.
<220> FEATURE:
<221> NAME/KEY: misc_feature
<222> LOCATION: (3)..(3)
<223> OTHER INFORMATION: The 'Xaa' at location 3 stands for Lys, Asn,
Arg, Ser, Thr, Ile, Met, Glu, Asp, Gly, Ala, Val, Gln, His, Pro,
Leu, Tyr, Trp, Cys, or Phe.
<220> FEATURE:
<221> NAME/KEY: misc_feature
<222> LOCATION: (4)..(4)
<223> OTHER INFORMATION: The 'Xaa' at location 4 stands for Lys, Asn,
Arg, Ser, Thr, Ile, Met, Glu, Asp, Gly, Ala, Val, Gln, His, Pro,
Leu, Tyr, Trp, Cys, or Phe.
<220> FEATURE:
<221> NAME/KEY: misc_feature
<222> LOCATION: (8)..(8)
<223> OTHER INFORMATION: The 'Xaa' at location 8 stands for Lys, Asn,
Arg, Ser, Thr, Ile, Met, Glu, Asp, Gly, Ala, Val, Gln, His, Pro,
Leu, Tyr, Trp, Cys, or Phe.
<220> FEATURE:
<221> NAME/KEY: misc_feature
<222> LOCATION: (10)..(10)
<223> OTHER INFORMATION: The 'Xaa' at location 10 stands for Lys, Asn,
Arg, Ser, Thr, Ile, Met, Glu, Asp, Gly, Ala, Val, Gln, His, Pro,
Leu, Tyr, Trp, Cys, or Phe.
<220> FEATURE:
<223> OTHER INFORMATION: Synthetic Construct

```

<400> SEQUENCE: 12

```

Xaa Xaa Xaa Xaa Ala Gly Asp Xaa Glu Xaa Asn Pro Gly Pro
1           5           10

```

```

<210> SEQ ID NO 13
<211> LENGTH: 24
<212> TYPE: DNA
<213> ORGANISM: Artificial Sequence
<220> FEATURE:
<223> OTHER INFORMATION: Translation interruptor sequence 5
<220> FEATURE:
<221> NAME/KEY: CDS
<222> LOCATION: (1)..(24)
<220> FEATURE:
<221> NAME/KEY: misc_feature
<222> LOCATION: (4)..(6)
<223> OTHER INFORMATION: n is a, c, g, or t
<220> FEATURE:
<221> NAME/KEY: misc_feature
<222> LOCATION: (10)..(12)
<223> OTHER INFORMATION: n is a, c, g, or t
<220> FEATURE:
<221> NAME/KEY: misc_feature
<222> LOCATION: (18)..(18)
<223> OTHER INFORMATION: n is a, c, g, or t
<220> FEATURE:
<221> NAME/KEY: misc_feature
<222> LOCATION: (21)..(21)
<223> OTHER INFORMATION: n is a, c, g, or t
<220> FEATURE:
<221> NAME/KEY: misc_feature

```

-continued

<222> LOCATION: (24)..(24)
 <223> OTHER INFORMATION: n is a, c, g, or t

<400> SEQUENCE: 13

gay nnn gar nnn aay ccn ggn ccn 24
 Asp Xaa Glu Xaa Asn Pro Gly Pro
 1 5

<210> SEQ ID NO 14
 <211> LENGTH: 8
 <212> TYPE: PRT
 <213> ORGANISM: Artificial Sequence
 <220> FEATURE:
 <221> NAME/KEY: misc_feature
 <222> LOCATION: (2)..(2)
 <223> OTHER INFORMATION: The 'Xaa' at location 2 stands for Lys, Asn,
 Arg, Ser, Thr, Ile, Met, Glu, Asp, Gly, Ala, Val, Gln, His, Pro,
 Leu, Tyr, Trp, Cys, or Phe.
 <220> FEATURE:
 <221> NAME/KEY: misc_feature
 <222> LOCATION: (4)..(4)
 <223> OTHER INFORMATION: The 'Xaa' at location 4 stands for Lys, Asn,
 Arg, Ser, Thr, Ile, Met, Glu, Asp, Gly, Ala, Val, Gln, His, Pro,
 Leu, Tyr, Trp, Cys, or Phe.
 <220> FEATURE:
 <223> OTHER INFORMATION: Synthetic Construct

<400> SEQUENCE: 14

Asp Xaa Glu Xaa Asn Pro Gly Pro
 1 5

<210> SEQ ID NO 15
 <211> LENGTH: 90
 <212> TYPE: DNA
 <213> ORGANISM: Foot-and-mouth disease virus
 <220> FEATURE:
 <221> NAME/KEY: CDS
 <222> LOCATION: (1)..(90)
 <223> OTHER INFORMATION: Delta-2A

<400> SEQUENCE: 15

cac aag caa aag atc att gca cca gca aag cag ctt ctg aat ttt gac 48
 His Lys Gln Lys Ile Ile Ala Pro Ala Lys Gln Leu Leu Asn Phe Asp
 1 5 10 15

ctg ctc aag ttg gcc gga gac gtt gag tcc aac cct gga ccc 90
 Leu Leu Lys Leu Ala Gly Asp Val Glu Ser Asn Pro Gly Pro
 20 25 30

<210> SEQ ID NO 16
 <211> LENGTH: 30
 <212> TYPE: PRT
 <213> ORGANISM: Foot-and-mouth disease virus

<400> SEQUENCE: 16

His Lys Gln Lys Ile Ile Ala Pro Ala Lys Gln Leu Leu Asn Phe Asp
 1 5 10 15

Leu Leu Lys Leu Ala Gly Asp Val Glu Ser Asn Pro Gly Pro
 20 25 30

<210> SEQ ID NO 17
 <211> LENGTH: 60
 <212> TYPE: DNA
 <213> ORGANISM: Foot-and-mouth disease virus
 <220> FEATURE:
 <221> NAME/KEY: CDS
 <222> LOCATION: (1)..(60)
 <223> OTHER INFORMATION: FMDV 2A polynucleotide

<400> SEQUENCE: 17

-continued

cag ctt ctg aat ttt gac ctg ctc aag ttg gcc gga gac gtt gag tcc 48
 Gln Leu Leu Asn Phe Asp Leu Leu Lys Leu Ala Gly Asp Val Glu Ser
 1 5 10 15

aac cct ggg ccc 60
 Asn Pro Gly Pro
 20

<210> SEQ ID NO 18
 <211> LENGTH: 20
 <212> TYPE: PRT
 <213> ORGANISM: Foot-and-mouth disease virus

<400> SEQUENCE: 18

Gln Leu Leu Asn Phe Asp Leu Leu Lys Leu Ala Gly Asp Val Glu Ser
 1 5 10 15

Asn Pro Gly Pro
 20

<210> SEQ ID NO 19
 <211> LENGTH: 63
 <212> TYPE: DNA
 <213> ORGANISM: Bovine rhinitis virus A
 <220> FEATURE:
 <221> NAME/KEY: CDS
 <222> LOCATION: (1)..(63)
 <223> OTHER INFORMATION: Bovine rhinitis A 2A

<400> SEQUENCE: 19

tct ggt ata agc aac aag gac ctg cta ttg cag gcc ggt gat gtt gag 48
 Ser Gly Ile Ser Asn Lys Asp Leu Leu Leu Gln Ala Gly Asp Val Glu
 1 5 10 15

aca aac cct ggt ccc 63
 Thr Asn Pro Gly Pro
 20

<210> SEQ ID NO 20
 <211> LENGTH: 21
 <212> TYPE: PRT
 <213> ORGANISM: Bovine rhinitis virus A

<400> SEQUENCE: 20

Ser Gly Ile Ser Asn Lys Asp Leu Leu Leu Gln Ala Gly Asp Val Glu
 1 5 10 15

Thr Asn Pro Gly Pro
 20

<210> SEQ ID NO 21
 <211> LENGTH: 51
 <212> TYPE: DNA
 <213> ORGANISM: Equine rhinitis B
 <220> FEATURE:
 <221> NAME/KEY: CDS
 <222> LOCATION: (1)..(51)
 <223> OTHER INFORMATION: Equine rhinitis B 2A

<400> SEQUENCE: 21

aac ttt gac ctg ctc aaa ctg gca ggc gat gtg gaa tca aac cca ggc 48
 Asn Phe Asp Leu Leu Lys Leu Ala Gly Asp Val Glu Ser Asn Pro Gly
 1 5 10 15

ccc 51
 Pro

<210> SEQ ID NO 22
 <211> LENGTH: 17

-continued

<212> TYPE: PRT

<213> ORGANISM: Equine rhinitis B

<400> SEQUENCE: 22

Asn Phe Asp Leu Leu Lys Leu Ala Gly Asp Val Glu Ser Asn Pro Gly
 1 5 10 15

Pro

<210> SEQ ID NO 23

<211> LENGTH: 570

<212> TYPE: DNA

<213> ORGANISM: Sus scrofa

<220> FEATURE:

<221> NAME/KEY: CDS

<222> LOCATION: (1)..(570)

<223> OTHER INFORMATION: Porcine Interferon Alpha

<400> SEQUENCE: 23

atg gcc cca acc tca gcc ttc ctc acg gcc ctg gtg cta ctc agc tgc 48
 Met Ala Pro Thr Ser Ala Phe Leu Thr Ala Leu Val Leu Leu Ser Cys
 1 5 10 15

aat gcc atc tgc tct ctg ggc tgt gac ctg cct cag acc cac agc ctg 96
 Asn Ala Ile Cys Ser Leu Gly Cys Asp Leu Pro Gln Thr His Ser Leu
 20 25 30

gct cac acc aga gcc ctg agg ctc ctg gca caa atg agg aga atc tct 144
 Ala His Thr Arg Ala Leu Arg Leu Leu Ala Gln Met Arg Arg Ile Ser
 35 40 45

ccc ttc tcc tgc ctg gac cac aga agg gac ttt ggt tcc cct cat gag 192
 Pro Phe Ser Cys Leu Asp His Arg Arg Asp Phe Gly Ser Pro His Glu
 50 55 60

gct ttt ggg ggc aac cag gtc cag aag gct caa gcc atg gct ctg gtg 240
 Ala Phe Gly Gly Asn Gln Val Gln Lys Ala Gln Ala Met Ala Leu Val
 65 70 75 80

cat gag atg ctc cag cag acc ttc cag ctc ttc agc aca gag ggc tcg 288
 His Glu Met Leu Gln Gln Thr Phe Gln Leu Phe Ser Thr Glu Gly Ser
 85 90 95

gct gct gcc tgg aat gag agc ctc ctg cac cag ttc tgc act gga ctg 336
 Ala Ala Ala Trp Asn Glu Ser Leu Leu His Gln Phe Cys Thr Gly Leu
 100 105 110

gat cag cag ctc agg gac ctg gaa gcc tgt gtc atg cag gag gcg ggg 384
 Asp Gln Gln Leu Arg Asp Leu Glu Ala Cys Val Met Gln Glu Ala Gly
 115 120 125

ctg gaa ggg acc ccc ctg ctg gag gag gac tcc atc ctg gct gtg agg 432
 Leu Glu Gly Thr Pro Leu Leu Glu Glu Asp Ser Ile Leu Ala Val Arg
 130 135 140

aaa tac ttc cac aga ctc acc ctc tat ctg caa gag aag agc tac agc 480
 Lys Tyr Phe His Arg Leu Thr Leu Tyr Leu Gln Glu Lys Ser Tyr Ser
 145 150 155 160

ccc tgt gcc tgg gag atc gtc agg gca gaa gtc atg aga tcc ttc tct 528
 Pro Cys Ala Trp Glu Ile Val Arg Ala Glu Val Met Arg Ser Phe Ser
 165 170 175

tcc tcc aga aac ctg caa gac aga ctc agg aag aag gag tga 570
 Ser Ser Arg Asn Leu Gln Asp Arg Leu Arg Lys Lys Glu
 180 185

<210> SEQ ID NO 24

<211> LENGTH: 189

<212> TYPE: PRT

<213> ORGANISM: Sus scrofa

<400> SEQUENCE: 24

Met Ala Pro Thr Ser Ala Phe Leu Thr Ala Leu Val Leu Leu Ser Cys

-continued

```

1           5           10           15
Asn Ala Ile Cys Ser Leu Gly Cys Asp Leu Pro Gln Thr His Ser Leu
    20                25                30
Ala His Thr Arg Ala Leu Arg Leu Leu Ala Gln Met Arg Arg Ile Ser
    35                40                45
Pro Phe Ser Cys Leu Asp His Arg Arg Asp Phe Gly Ser Pro His Glu
    50                55                60
Ala Phe Gly Gly Asn Gln Val Gln Lys Ala Gln Ala Met Ala Leu Val
    65                70                75                80
His Glu Met Leu Gln Gln Thr Phe Gln Leu Phe Ser Thr Glu Gly Ser
    85                90                95
Ala Ala Ala Trp Asn Glu Ser Leu Leu His Gln Phe Cys Thr Gly Leu
    100               105               110
Asp Gln Gln Leu Arg Asp Leu Glu Ala Cys Val Met Gln Glu Ala Gly
    115               120               125
Leu Glu Gly Thr Pro Leu Leu Glu Glu Asp Ser Ile Leu Ala Val Arg
    130               135               140
Lys Tyr Phe His Arg Leu Thr Leu Tyr Leu Gln Glu Lys Ser Tyr Ser
    145               150               155               160
Pro Cys Ala Trp Glu Ile Val Arg Ala Glu Val Met Arg Ser Phe Ser
    165               170               175
Ser Ser Arg Asn Leu Gln Asp Arg Leu Arg Lys Lys Glu
    180               185

```

```

<210> SEQ ID NO 25
<211> LENGTH: 66
<212> TYPE: DNA
<213> ORGANISM: Sus scrofa
<220> FEATURE:
<221> NAME/KEY: CDS
<222> LOCATION: (1)..(66)
<223> OTHER INFORMATION: Porcine Interferon Alpha Secretion Peptide

```

<400> SEQUENCE: 25

```

atg gcc cca acc tca gcc ttc ctc acg gcc ctg gtg cta ctc agc tgc      48
Met Ala Pro Thr Ser Ala Phe Leu Thr Ala Leu Val Leu Leu Ser Cys
1           5           10           15

```

```

aat gcc atc tgc tct ctg      66
Asn Ala Ile Cys Ser Leu
    20

```

```

<210> SEQ ID NO 26
<211> LENGTH: 22
<212> TYPE: PRT
<213> ORGANISM: Sus scrofa

```

<400> SEQUENCE: 26

```

Met Ala Pro Thr Ser Ala Phe Leu Thr Ala Leu Val Leu Leu Ser Cys
1           5           10           15

```

```

Asn Ala Ile Cys Ser Leu
    20

```

```

<210> SEQ ID NO 27
<211> LENGTH: 69
<212> TYPE: DNA
<213> ORGANISM: Homo sapiens
<220> FEATURE:
<221> NAME/KEY: CDS
<222> LOCATION: (1)..(69)
<223> OTHER INFORMATION: Human Interferon Alpha Secretion peptide

```

-continued

<400> SEQUENCE: 27

```

atg gcc tgc ccc ttt gct tta ctg atg gtc ctg gtg gtg ctc agc tgc      48
Met Ala Ser Pro Phe Ala Leu Leu Met Val Leu Val Val Leu Ser Cys
1           5                   10                   15

```

```

aag tca agc tgc tct ccg ggc      69
Lys Ser Ser Cys Ser Pro Gly
20

```

<210> SEQ ID NO 28

<211> LENGTH: 23

<212> TYPE: PRT

<213> ORGANISM: Homo sapiens

<400> SEQUENCE: 28

```

Met Ala Ser Pro Phe Ala Leu Leu Met Val Leu Val Val Leu Ser Cys
1           5                   10                   15

```

```

Lys Ser Ser Cys Ser Pro Gly
20

```

<210> SEQ ID NO 29

<211> LENGTH: 63

<212> TYPE: DNA

<213> ORGANISM: Bos taurus

<220> FEATURE:

<221> NAME/KEY: CDS

<222> LOCATION: (1)..(63)

<223> OTHER INFORMATION: Bovine Interferon Beta Secretion Peptide

<400> SEQUENCE: 29

```

atg acc tac cgg tgc ctc ctc cag atg gtt ctc ctg ctg tgt ttc tcc      48
Met Thr Tyr Arg Cys Leu Leu Gln Met Val Leu Leu Leu Cys Phe Ser
1           5                   10                   15

```

```

acc aca gct ctt tcc      63
Thr Thr Ala Leu Ser
20

```

<210> SEQ ID NO 30

<211> LENGTH: 21

<212> TYPE: PRT

<213> ORGANISM: Bos taurus

<400> SEQUENCE: 30

```

Met Thr Tyr Arg Cys Leu Leu Gln Met Val Leu Leu Leu Cys Phe Ser
1           5                   10                   15

```

```

Thr Thr Ala Leu Ser
20

```

<210> SEQ ID NO 31

<211> LENGTH: 63

<212> TYPE: DNA

<213> ORGANISM: Sus scrofa

<220> FEATURE:

<221> NAME/KEY: CDS

<222> LOCATION: (1)..(63)

<223> OTHER INFORMATION: Porcine Interferon Beta Secretion Peptide

<400> SEQUENCE: 31

```

atg gct aac aag tgc atc ctc caa atc gct ctc ctg atg tgt ttc tcc      48
Met Ala Asn Lys Cys Ile Leu Gln Ile Ala Leu Leu Met Cys Phe Ser
1           5                   10                   15

```

```

acc aca gct ctt tcc      63
Thr Thr Ala Leu Ser
20

```

-continued

<210> SEQ ID NO 32
 <211> LENGTH: 21
 <212> TYPE: PRT
 <213> ORGANISM: Sus scrofa

<400> SEQUENCE: 32

Met Ala Asn Lys Cys Ile Leu Gln Ile Ala Leu Leu Met Cys Phe Ser
 1 5 10 15

Thr Thr Ala Leu Ser
 20

<210> SEQ ID NO 33
 <211> LENGTH: 63
 <212> TYPE: DNA
 <213> ORGANISM: Homo sapiens
 <220> FEATURE:
 <221> NAME/KEY: CDS
 <222> LOCATION: (1)..(63)
 <223> OTHER INFORMATION: Human Interferon Beta Secretion peptide

<400> SEQUENCE: 33

atg acc aac aag tgt ctc ctc caa att gct ctc ctg ttg tgc ttc tcc 48
 Met Thr Asn Lys Cys Leu Leu Gln Ile Ala Leu Leu Leu Cys Phe Ser
 1 5 10 15

acg aca gct ctt tcc 63
 Thr Thr Ala Leu Ser
 20

<210> SEQ ID NO 34
 <211> LENGTH: 21
 <212> TYPE: PRT
 <213> ORGANISM: Homo sapiens

<400> SEQUENCE: 34

Met Thr Asn Lys Cys Leu Leu Gln Ile Ala Leu Leu Leu Cys Phe Ser
 1 5 10 15

Thr Thr Ala Leu Ser
 20

<210> SEQ ID NO 35
 <211> LENGTH: 69
 <212> TYPE: DNA
 <213> ORGANISM: Bos taurus
 <220> FEATURE:
 <221> NAME/KEY: CDS
 <222> LOCATION: (1)..(69)
 <223> OTHER INFORMATION: Bovine Interferon Gamma Secretion peptide

<400> SEQUENCE: 35

atg aaa tat aca agc tat ttc tta gct tta ctg ctc tgt ggg ctt ttg 48
 Met Lys Tyr Thr Ser Tyr Phe Leu Ala Leu Leu Leu Cys Gly Leu Leu
 1 5 10 15

ggt ttt tct ggt tct tat ggc 69
 Gly Phe Ser Gly Ser Tyr Gly
 20

<210> SEQ ID NO 36
 <211> LENGTH: 23
 <212> TYPE: PRT
 <213> ORGANISM: Bos taurus

<400> SEQUENCE: 36

Met Lys Tyr Thr Ser Tyr Phe Leu Ala Leu Leu Leu Cys Gly Leu Leu
 1 5 10 15

Gly Phe Ser Gly Ser Tyr Gly

-continued

20

<210> SEQ ID NO 37
 <211> LENGTH: 69
 <212> TYPE: DNA
 <213> ORGANISM: Sus scrofa
 <220> FEATURE:
 <221> NAME/KEY: CDS
 <222> LOCATION: (1)..(69)
 <223> OTHER INFORMATION: Porcine Interferon Gamma Secretion peptide

<400> SEQUENCE: 37

```
atg agt tat aca act tat ttc tta gct ttt cag ctt tgc gtg act ttg      48
Met Ser Tyr Thr Thr Tyr Phe Leu Ala Phe Gln Leu Cys Val Thr Leu
1           5                10                15

tgt ttt tct ggc tct tac tgc      69
Cys Phe Ser Gly Ser Tyr Cys
20
```

<210> SEQ ID NO 38
 <211> LENGTH: 23
 <212> TYPE: PRT
 <213> ORGANISM: Sus scrofa

<400> SEQUENCE: 38

```
Met Ser Tyr Thr Thr Tyr Phe Leu Ala Phe Gln Leu Cys Val Thr Leu
1           5                10                15

Cys Phe Ser Gly Ser Tyr Cys
20
```

<210> SEQ ID NO 39
 <211> LENGTH: 69
 <212> TYPE: DNA
 <213> ORGANISM: Homo sapiens
 <220> FEATURE:
 <221> NAME/KEY: CDS
 <222> LOCATION: (1)..(69)
 <223> OTHER INFORMATION: Human Interferon Gamma Secretion peptide

<400> SEQUENCE: 39

```
atg aaa tat aca agt tat atc ttg gct ttt cag ctc tgc atc gtt ttg      48
Met Lys Tyr Thr Ser Tyr Ile Leu Ala Phe Gln Leu Cys Ile Val Leu
1           5                10                15

ggg tct ctt ggc tgt tac tgc      69
Gly Ser Leu Gly Cys Tyr Cys
20
```

<210> SEQ ID NO 40
 <211> LENGTH: 23
 <212> TYPE: PRT
 <213> ORGANISM: Homo sapiens

<400> SEQUENCE: 40

```
Met Lys Tyr Thr Ser Tyr Ile Leu Ala Phe Gln Leu Cys Ile Val Leu
1           5                10                15

Gly Ser Leu Gly Cys Tyr Cys
20
```

<210> SEQ ID NO 41
 <211> LENGTH: 57
 <212> TYPE: DNA
 <213> ORGANISM: Bos taurus
 <220> FEATURE:
 <221> NAME/KEY: CDS
 <222> LOCATION: (1)..(57)
 <223> OTHER INFORMATION: Bovine Interferon Lambda Secretion peptide

-continued

<400> SEQUENCE: 41

```

atg gcc ccg ggc tgc acg ctg gtg ctg gtg ctg atg ctg acg acc gtg      48
Met Ala Pro Gly Cys Thr Leu Val Leu Val Leu Met Leu Thr Thr Val
1           5           10           15

```

```

gcg ctg agc      57
Ala Leu Ser

```

<210> SEQ ID NO 42

<211> LENGTH: 19

<212> TYPE: PRT

<213> ORGANISM: Bos taurus

<400> SEQUENCE: 42

```

Met Ala Pro Gly Cys Thr Leu Val Leu Val Leu Met Leu Thr Thr Val
1           5           10           15

```

Ala Leu Ser

<210> SEQ ID NO 43

<211> LENGTH: 48

<212> TYPE: DNA

<213> ORGANISM: Sus scrofa

<220> FEATURE:

<221> NAME/KEY: CDS

<222> LOCATION: (1)..(48)

<223> OTHER INFORMATION: Porcine Interferon Lambda Secretion peptide

<400> SEQUENCE: 43

```

atg gct aca gct tgg atc gtg gtg ctg gcg act gtg atg ctg gac ttg      48
Met Ala Thr Ala Trp Ile Val Val Leu Ala Thr Val Met Leu Asp Leu
1           5           10           15

```

<210> SEQ ID NO 44

<211> LENGTH: 16

<212> TYPE: PRT

<213> ORGANISM: Sus scrofa

<400> SEQUENCE: 44

```

Met Ala Thr Ala Trp Ile Val Val Leu Ala Thr Val Met Leu Asp Leu
1           5           10           15

```

<210> SEQ ID NO 45

<211> LENGTH: 45

<212> TYPE: DNA

<213> ORGANISM: Homo sapiens

<220> FEATURE:

<221> NAME/KEY: CDS

<222> LOCATION: (1)..(45)

<223> OTHER INFORMATION: Human Interferon Lambda Secretion peptide

<400> SEQUENCE: 45

```

atg gct gca gct tgg acc gtg gtg ctg gtg act ttg gtg cta ggc      45
Met Ala Ala Ala Trp Thr Val Val Leu Val Thr Leu Val Leu Gly
1           5           10           15

```

<210> SEQ ID NO 46

<211> LENGTH: 15

<212> TYPE: PRT

<213> ORGANISM: Homo sapiens

<400> SEQUENCE: 46

```

Met Ala Ala Ala Trp Thr Val Val Leu Val Thr Leu Val Leu Gly
1           5           10           15

```

<210> SEQ ID NO 47

-continued

```

<211> LENGTH: 1065
<212> TYPE: DNA
<213> ORGANISM: Sus scrofa
<220> FEATURE:
<221> NAME/KEY: CDS
<222> LOCATION: (1)..(1065)
<223> OTHER INFORMATION: Porcine SGLucON Alpha

<400> SEQUENCE: 47

atg gga gtc aaa gtt ctg ttt gcc ctg atc tgc atc gct gtg gcc gag      48
Met Gly Val Lys Val Leu Phe Ala Leu Ile Cys Ile Ala Val Ala Glu
1          5          10          15

gcc aag ccc acc gag aac aac gaa gac ttc aac atc gtg gcc gtg gcc      96
Ala Lys Pro Thr Glu Asn Asn Glu Asp Phe Asn Ile Val Ala Val Ala
          20          25          30

agc aac ttt gcg acc acg gat ctc gat gct gac cga ggg aag ttg ccc     144
Ser Asn Phe Ala Thr Thr Asp Leu Asp Ala Asp Arg Gly Lys Leu Pro
          35          40          45

ggc aag aag ctg ccg ctg gag gtg ctc aaa gag atg gaa gcc aat gcc     192
Gly Lys Lys Leu Pro Leu Glu Val Leu Lys Glu Met Glu Ala Asn Ala
          50          55          60

cgg aaa gct ggc tgc acc agg ggc tgt ctg atc tgc ctg tcc cac atc     240
Arg Lys Ala Gly Cys Thr Arg Gly Cys Leu Ile Cys Leu Ser His Ile
          65          70          75          80

aag tgc acg ccc aag atg aag aag tgg ctc cca gga cgc tgc cac acc     288
Lys Cys Thr Pro Lys Met Lys Lys Trp Leu Pro Gly Arg Cys His Thr
          85          90          95

tac gaa ggc gac aaa gag tcc gca cag ggc ggc ata ggc gag gcg atc     336
Tyr Glu Gly Asp Lys Glu Ser Ala Gln Gly Gly Ile Gly Glu Ala Ile
          100          105          110

gtc gat att cct gag att cct ggg ttc aag gac ttg gag cca atg gag     384
Val Asp Ile Pro Glu Ile Pro Gly Phe Lys Asp Leu Glu Pro Met Glu
          115          120          125

cag ttc atc gca cag gtc gat ctg tgt gtg gac tgc aca act ggc tgc     432
Gln Phe Ile Ala Gln Val Asp Leu Cys Val Asp Cys Thr Thr Gly Cys
          130          135          140

ctc aaa ggg ctt gcc aac gtg cag tgt tct gac ctg ctc aag aag tgg     480
Leu Lys Gly Leu Ala Asn Val Gln Cys Ser Asp Leu Leu Lys Lys Trp
          145          150          155          160

ctg ccg caa cgc tgt gcg acc ttt gcc agc aag atc cag ggc cag gtg     528
Leu Pro Gln Arg Cys Ala Thr Phe Ala Ser Lys Ile Gln Gly Gln Val
          165          170          175

gac aag atc aag ggg gcc ggt ggt gac ggg ccc ggg tgt gac ctg cct     576
Asp Lys Ile Lys Gly Ala Gly Gly Asp Gly Pro Gly Cys Asp Leu Pro
          180          185          190

cag acc cac agc ctg gct cac acc aga gcc ctg agg ctc ctg gca caa     624
Gln Thr His Ser Leu Ala His Thr Arg Ala Leu Arg Leu Leu Ala Gln
          195          200          205

atg agg aga atc tct ccc ttc tcc tgc ctg gac cac aga agg gac ttt     672
Met Arg Arg Ile Ser Pro Phe Ser Cys Leu Asp His Arg Arg Asp Phe
          210          215          220

ggt tcc oct cat gag gct ttt ggg ggc aac cag gtc cag aag gct caa     720
Gly Ser Pro His Glu Ala Phe Gly Gly Asn Gln Val Gln Lys Ala Gln
          225          230          235          240

gcc atg gct ctg gtg cat gag atg ctc cag cag acc ttc cag ctc ttc     768
Ala Met Ala Leu Val His Glu Met Leu Gln Gln Thr Phe Gln Leu Phe
          245          250          255

agc aca gag ggc tgc gct gct gcc tgg aat gag agc ctc ctg cac cag     816
Ser Thr Glu Gly Ser Ala Ala Ala Trp Asn Glu Ser Leu Leu His Gln
          260          265          270

ttc tgc act gga ctg gat cag cag ctc agg gac ctg gaa gcc tgt gtc     864

```

-continued

Phe	Cys	Thr	Gly	Leu	Asp	Gln	Gln	Leu	Arg	Asp	Leu	Glu	Ala	Cys	Val	
		275					280					285				
atg	cag	gag	gcg	ggg	ctg	gaa	ggg	acc	ccc	ctg	ctg	gag	gag	gac	tcc	912
Met	Gln	Glu	Ala	Gly	Leu	Glu	Gly	Thr	Pro	Leu	Leu	Glu	Glu	Asp	Ser	
	290				295					300						
atc	ctg	gct	gtg	agg	aaa	tac	ttc	cac	aga	ctc	acc	ctc	tat	ctg	caa	960
Ile	Leu	Ala	Val	Arg	Lys	Tyr	Phe	His	Arg	Leu	Thr	Leu	Tyr	Leu	Gln	
	305				310					315					320	
gag	aag	agc	tac	agc	ccc	tgt	gcc	tgg	gag	atc	gtc	agg	gca	gaa	gtc	1008
Glu	Lys	Ser	Tyr	Ser	Pro	Cys	Ala	Trp	Glu	Ile	Val	Arg	Ala	Glu	Val	
				325					330					335		
atg	aga	tcc	ttc	tct	tcc	tcc	aga	aac	ctg	caa	gac	aga	ctc	agg	aag	1056
Met	Arg	Ser	Phe	Ser	Ser	Ser	Arg	Asn	Leu	Gln	Asp	Arg	Leu	Arg	Lys	
			340					345					350			
aag	gag	tga														1065
Lys	Glu															

<210> SEQ ID NO 48
 <211> LENGTH: 354
 <212> TYPE: PRT
 <213> ORGANISM: Sus scrofa

<400> SEQUENCE: 48

Met	Gly	Val	Lys	Val	Leu	Phe	Ala	Leu	Ile	Cys	Ile	Ala	Val	Ala	Glu
1				5					10					15	
Ala	Lys	Pro	Thr	Glu	Asn	Asn	Glu	Asp	Phe	Asn	Ile	Val	Ala	Val	Ala
			20					25					30		
Ser	Asn	Phe	Ala	Thr	Thr	Asp	Leu	Asp	Ala	Asp	Arg	Gly	Lys	Leu	Pro
		35					40					45			
Gly	Lys	Lys	Leu	Pro	Leu	Glu	Val	Leu	Lys	Glu	Met	Glu	Ala	Asn	Ala
	50					55					60				
Arg	Lys	Ala	Gly	Cys	Thr	Arg	Gly	Cys	Leu	Ile	Cys	Leu	Ser	His	Ile
	65				70					75					80
Lys	Cys	Thr	Pro	Lys	Met	Lys	Lys	Trp	Leu	Pro	Gly	Arg	Cys	His	Thr
				85					90					95	
Tyr	Glu	Gly	Asp	Lys	Glu	Ser	Ala	Gln	Gly	Gly	Ile	Gly	Glu	Ala	Ile
			100					105					110		
Val	Asp	Ile	Pro	Glu	Ile	Pro	Gly	Phe	Lys	Asp	Leu	Glu	Pro	Met	Glu
		115					120					125			
Gln	Phe	Ile	Ala	Gln	Val	Asp	Leu	Cys	Val	Asp	Cys	Thr	Thr	Gly	Cys
	130					135					140				
Leu	Lys	Gly	Leu	Ala	Asn	Val	Gln	Cys	Ser	Asp	Leu	Leu	Lys	Lys	Trp
	145				150					155					160
Leu	Pro	Gln	Arg	Cys	Ala	Thr	Phe	Ala	Ser	Lys	Ile	Gln	Gly	Gln	Val
				165					170					175	
Asp	Lys	Ile	Lys	Gly	Ala	Gly	Gly	Asp	Gly	Pro	Gly	Cys	Asp	Leu	Pro
		180						185					190		
Gln	Thr	His	Ser	Leu	Ala	His	Thr	Arg	Ala	Leu	Arg	Leu	Leu	Ala	Gln
		195					200					205			
Met	Arg	Arg	Ile	Ser	Pro	Phe	Ser	Cys	Leu	Asp	His	Arg	Arg	Asp	Phe
	210					215					220				
Gly	Ser	Pro	His	Glu	Ala	Phe	Gly	Gly	Asn	Gln	Val	Gln	Lys	Ala	Gln
	225				230					235					240
Ala	Met	Ala	Leu	Val	His	Glu	Met	Leu	Gln	Gln	Thr	Phe	Gln	Leu	Phe
				245					250					255	
Ser	Thr	Glu	Gly	Ser	Ala	Ala	Ala	Trp	Asn	Glu	Ser	Leu	Leu	His	Gln

-continued

260			265			270										
Phe	Cys	Thr	Gly	Leu	Asp	Gln	Gln	Leu	Arg	Asp	Leu	Glu	Ala	Cys	Val	
	275						280					285				
Met	Gln	Glu	Ala	Gly	Leu	Glu	Gly	Thr	Pro	Leu	Leu	Glu	Glu	Asp	Ser	
	290					295					300					
Ile	Leu	Ala	Val	Arg	Lys	Tyr	Phe	His	Arg	Leu	Thr	Leu	Tyr	Leu	Gln	
	305				310					315					320	
Glu	Lys	Ser	Tyr	Ser	Pro	Cys	Ala	Trp	Glu	Ile	Val	Arg	Ala	Glu	Val	
			325						330					335		
Met	Arg	Ser	Phe	Ser	Ser	Ser	Arg	Asn	Leu	Gln	Asp	Arg	Leu	Arg	Lys	
			340					345					350			
Lys Glu																
<210> SEQ ID NO 49																
<211> LENGTH: 570																
<212> TYPE: DNA																
<213> ORGANISM: Homo sapiens																
<220> FEATURE:																
<221> NAME/KEY: CDS																
<222> LOCATION: (1)..(570)																
<223> OTHER INFORMATION: Human Interferon Alpha																
<400> SEQUENCE: 49																
atg	gcc	tcg	ccc	ttt	gct	tta	ctg	atg	gtc	ctg	gtg	gtg	ctc	agc	tgc	48
Met	Ala	Ser	Pro	Phe	Ala	Leu	Leu	Met	Val	Leu	Val	Val	Leu	Ser	Cys	
1				5					10					15		
aag	tca	agc	tgc	tct	ccg	ggc	tgt	gat	ctc	cct	gag	acc	cac	agc	ctg	96
Lys	Ser	Ser	Cys	Ser	Pro	Gly	Cys	Asp	Leu	Pro	Glu	Thr	His	Ser	Leu	
			20					25					30			
gat	aac	agg	agg	acc	ttg	atg	ctc	ctg	gca	caa	atg	agc	aga	atc	tct	144
Asp	Asn	Arg	Arg	Thr	Leu	Met	Leu	Leu	Ala	Gln	Met	Ser	Arg	Ile	Ser	
			35				40					45				
cct	tcc	tcc	tgt	ctg	atg	gac	aga	cat	gac	ttt	gga	ttt	ccc	cag	gag	192
Pro	Ser	Ser	Cys	Leu	Met	Asp	Arg	His	Asp	Phe	Gly	Phe	Pro	Gln	Glu	
	50					55					60					
gag	ttt	gat	ggc	aac	cag	ttc	cag	aag	gct	cca	gcc	atc	tct	gtc	ctc	240
Glu	Phe	Asp	Gly	Asn	Gln	Phe	Gln	Lys	Ala	Pro	Ala	Ile	Ser	Val	Leu	
	65				70				75					80		
caa	gag	ctg	atc	cag	cag	atc	ttc	aac	ctc	ttt	acc	aca	aaa	gat	tca	288
Gln	Glu	Leu	Ile	Gln	Gln	Ile	Phe	Asn	Leu	Phe	Thr	Thr	Lys	Asp	Ser	
				85					90					95		
tct	gct	gct	tgg	gat	gag	gac	ctc	cta	gac	aaa	ttc	tgc	acc	gaa	ctc	336
Ser	Ala	Ala	Trp	Asp	Glu	Asp	Leu	Leu	Asp	Lys	Phe	Cys	Thr	Glu	Leu	
			100					105						110		
tac	cag	cag	ctg	aat	gac	ttg	gaa	gcc	tgt	gtg	atg	cag	gag	gag	agg	384
Tyr	Gln	Gln	Leu	Asn	Asp	Leu	Glu	Ala	Cys	Val	Met	Gln	Glu	Glu	Arg	
			115					120					125			
gtg	gga	gaa	act	ccc	ctg	atg	aat	gcg	gac	tcc	atc	ttg	gct	gtg	aag	432
Val	Gly	Glu	Thr	Pro	Leu	Met	Asn	Ala	Asp	Ser	Ile	Leu	Ala	Val	Lys	
	130							135					140			
aaa	tac	ttc	cga	aga	atc	act	ctc	tat	ctg	acg	gag	aag	aaa	tac	agc	480
Lys	Tyr	Phe	Arg	Arg	Ile	Thr	Leu	Tyr	Leu	Thr	Glu	Lys	Lys	Tyr	Ser	
	145				150					155					160	
cct	tgt	gcc	tgg	gag	ggt	gtc	aga	gca	gaa	atc	gtg	aga	tcc	ctc	tct	528
Pro	Cys	Ala	Trp	Glu	Val	Val	Arg	Ala	Glu	Ile	Val	Arg	Ser	Leu	Ser	
				165					170					175		
tta	tca	aca	aac	ttg	caa	gaa	aga	tta	agg	agg	aag	gaa	taa			570
Leu	Ser	Thr	Asn	Leu	Gln	Glu	Arg	Leu	Arg	Arg	Lys	Glu				
			180						185							

-continued

<210> SEQ ID NO 50
 <211> LENGTH: 189
 <212> TYPE: PRT
 <213> ORGANISM: Homo sapiens

<400> SEQUENCE: 50

```

Met Ala Ser Pro Phe Ala Leu Leu Met Val Leu Val Val Leu Ser Cys
1           5           10           15
Lys Ser Ser Cys Ser Pro Gly Cys Asp Leu Pro Glu Thr His Ser Leu
20           25           30
Asp Asn Arg Arg Thr Leu Met Leu Leu Ala Gln Met Ser Arg Ile Ser
35           40           45
Pro Ser Ser Cys Leu Met Asp Arg His Asp Phe Gly Phe Pro Gln Glu
50           55           60
Glu Phe Asp Gly Asn Gln Phe Gln Lys Ala Pro Ala Ile Ser Val Leu
65           70           75           80
Gln Glu Leu Ile Gln Gln Ile Phe Asn Leu Phe Thr Thr Lys Asp Ser
85           90           95
Ser Ala Ala Trp Asp Glu Asp Leu Leu Asp Lys Phe Cys Thr Glu Leu
100          105          110
Tyr Gln Gln Leu Asn Asp Leu Glu Ala Cys Val Met Gln Glu Glu Arg
115          120          125
Val Gly Glu Thr Pro Leu Met Asn Ala Asp Ser Ile Leu Ala Val Lys
130          135          140
Lys Tyr Phe Arg Arg Ile Thr Leu Tyr Leu Thr Glu Lys Lys Tyr Ser
145          150          155          160
Pro Cys Ala Trp Glu Val Val Arg Ala Glu Ile Val Arg Ser Leu Ser
165          170          175
Leu Ser Thr Asn Leu Gln Glu Arg Leu Arg Arg Lys Glu
180          185
  
```

<210> SEQ ID NO 51
 <211> LENGTH: 1056
 <212> TYPE: DNA
 <213> ORGANISM: Homo sapiens
 <220> FEATURE:
 <221> NAME/KEY: CDS
 <222> LOCATION: (1)..(1056)
 <223> OTHER INFORMATION: Human GlucON Alpha

<400> SEQUENCE: 51

```

atg gga gtc aaa gtt ctg ttt gcc ctg atc tgc atc gct gtg gcc gag      48
Met Gly Val Lys Val Leu Phe Ala Leu Ile Cys Ile Ala Val Ala Glu
1           5           10           15
gcc aag ccc acc gag aac aac gaa gac ttc aac atc gtg gcc gtg gcc      96
Ala Lys Pro Thr Glu Asn Asn Glu Asp Phe Asn Ile Val Ala Val Ala
20           25           30
agc aac ttc gcg acc acg gat ctc gat gct gac cgc ggg aag ttg ccc     144
Ser Asn Phe Ala Thr Thr Asp Leu Asp Ala Asp Arg Gly Lys Leu Pro
35           40           45
ggc aag aag ctg ccg ctg gag gtg ctc aaa gag atg gaa gcc aat gcc     192
Gly Lys Lys Leu Pro Leu Glu Val Leu Lys Glu Met Glu Ala Asn Ala
50           55           60
cgg aaa gct ggc tgc acc agg ggc tgt ctg atc tgc ctg tcc cac atc     240
Arg Lys Ala Gly Cys Thr Arg Gly Cys Leu Ile Cys Leu Ser His Ile
65           70           75           80
aag tgc acg ccc aag atg aag aag ttc atc cca gga cgc tgc cac acc     288
Lys Cys Thr Pro Lys Met Lys Lys Phe Ile Pro Gly Arg Cys His Thr
85           90           95
  
```

-continued

```

tac gaa ggc gac aaa gag tcc gca cag ggc ggc ata ggc gag gcg atc    336
Tyr Glu Gly Asp Lys Glu Ser Ala Gln Gly Gly Ile Gly Glu Ala Ile
      100                    105                    110

gtc gac att cct gag att cct ggg ttc aag gac ttg gag ccc atg gag    384
Val Asp Ile Pro Glu Ile Pro Gly Phe Lys Asp Leu Glu Pro Met Glu
      115                    120                    125

cag ttc atc gca cag gtc gat ctg tgt gtg gac tgc aca act ggc tgc    432
Gln Phe Ile Ala Gln Val Asp Leu Cys Val Asp Cys Thr Thr Gly Cys
      130                    135                    140

ctc aaa ggg ctt gcc aac gtg cag tgt tct gac ctg ctc aag aag tgg    480
Leu Lys Gly Leu Ala Asn Val Gln Cys Ser Asp Leu Leu Lys Lys Trp
      145                    150                    155                    160

ctg ccg caa cgc tgt gcg acc ttt gcc agc aag atc cag ggc cag gtg    528
Leu Pro Gln Arg Cys Ala Thr Phe Ala Ser Lys Ile Gln Gly Gln Val
      165                    170                    175

gac aag atc aag ggg gcc ggt ggt gac tgt gat ctc cct gag acc cac    576
Asp Lys Ile Lys Gly Ala Gly Gly Asp Cys Asp Leu Pro Glu Thr His
      180                    185                    190

agc ctg gat aac agg agg acc ttg atg ctc ctg gca caa atg agc aga    624
Ser Leu Asp Asn Arg Arg Thr Leu Met Leu Leu Ala Gln Met Ser Arg
      195                    200                    205

atc tct cct tcc tcc tgt ctg atg gac aga cat gac ttt gga ttt ccc    672
Ile Ser Pro Ser Ser Cys Leu Met Asp Arg His Asp Phe Gly Phe Pro
      210                    215                    220

cag gag gag ttt gat ggc aac cag ttc cag aag gct cca gcc atc tct    720
Gln Glu Glu Phe Asp Gly Asn Gln Phe Gln Lys Ala Pro Ala Ile Ser
      225                    230                    235                    240

gtc ctc caa gag ctg atc cag cag atc ttc aac ctc ttt acc aca aaa    768
Val Leu Gln Glu Leu Ile Gln Gln Ile Phe Asn Leu Phe Thr Thr Lys
      245                    250                    255

gat tca tct gct gct tgg gat gag gac ctc cta gac aaa ttc tgc acc    816
Asp Ser Ser Ala Ala Trp Asp Glu Asp Leu Leu Asp Lys Phe Cys Thr
      260                    265                    270

gaa ctc tac cag cag ctg aat gac ttg gaa gcc tgt gtg atg cag gag    864
Glu Leu Tyr Gln Gln Leu Asn Asp Leu Glu Ala Cys Val Met Gln Glu
      275                    280                    285

gag agg gtg gga gaa act ccc ctg atg aat gcg gac tcc atc ttg gct    912
Glu Arg Val Gly Glu Thr Pro Leu Met Asn Ala Asp Ser Ile Leu Ala
      290                    295                    300

gtg aag aaa tac ttc cga aga atc act ctc tat ctg acg gag aag aaa    960
Val Lys Lys Tyr Phe Arg Arg Ile Thr Leu Tyr Leu Thr Glu Lys Lys
      305                    310                    315                    320

tac agc cct tgt gcc tgg gag gtt gtc aga gca gaa atc gtg aga tcc    1008
Tyr Ser Pro Cys Ala Trp Glu Val Val Arg Ala Glu Ile Val Arg Ser
      325                    330                    335

ctc tct tta tca aca aac ttg caa gaa aga tta agg agg aag gaa taa    1056
Leu Ser Leu Ser Thr Asn Leu Gln Glu Arg Leu Arg Arg Lys Glu
      340                    345                    350

```

```

<210> SEQ ID NO 52
<211> LENGTH: 351
<212> TYPE: PRT
<213> ORGANISM: Homo sapiens

```

```

<400> SEQUENCE: 52

```

```

Met Gly Val Lys Val Leu Phe Ala Leu Ile Cys Ile Ala Val Ala Glu
1          5          10          15
Ala Lys Pro Thr Glu Asn Asn Glu Asp Phe Asn Ile Val Ala Val Ala
20          25          30

```

-continued

Ser Asn Phe Ala Thr Thr Asp Leu Asp Ala Asp Arg Gly Lys Leu Pro
 35 40 45

Gly Lys Lys Leu Pro Leu Glu Val Leu Lys Glu Met Glu Ala Asn Ala
 50 55 60

Arg Lys Ala Gly Cys Thr Arg Gly Cys Leu Ile Cys Leu Ser His Ile
 65 70 75 80

Lys Cys Thr Pro Lys Met Lys Lys Phe Ile Pro Gly Arg Cys His Thr
 85 90 95

Tyr Glu Gly Asp Lys Glu Ser Ala Gln Gly Gly Ile Gly Glu Ala Ile
 100 105 110

Val Asp Ile Pro Glu Ile Pro Gly Phe Lys Asp Leu Glu Pro Met Glu
 115 120 125

Gln Phe Ile Ala Gln Val Asp Leu Cys Val Asp Cys Thr Thr Gly Cys
 130 135 140

Leu Lys Gly Leu Ala Asn Val Gln Cys Ser Asp Leu Leu Lys Lys Trp
 145 150 155 160

Leu Pro Gln Arg Cys Ala Thr Phe Ala Ser Lys Ile Gln Gly Gln Val
 165 170 175

Asp Lys Ile Lys Gly Ala Gly Gly Asp Cys Asp Leu Pro Glu Thr His
 180 185 190

Ser Leu Asp Asn Arg Arg Thr Leu Met Leu Leu Ala Gln Met Ser Arg
 195 200 205

Ile Ser Pro Ser Ser Cys Leu Met Asp Arg His Asp Phe Gly Phe Pro
 210 215 220

Gln Glu Glu Phe Asp Gly Asn Gln Phe Gln Lys Ala Pro Ala Ile Ser
 225 230 235 240

Val Leu Gln Glu Leu Ile Gln Gln Ile Phe Asn Leu Phe Thr Thr Lys
 245 250 255

Asp Ser Ser Ala Ala Trp Asp Glu Asp Leu Leu Asp Lys Phe Cys Thr
 260 265 270

Glu Leu Tyr Gln Gln Leu Asn Asp Leu Glu Ala Cys Val Met Gln Glu
 275 280 285

Glu Arg Val Gly Glu Thr Pro Leu Met Asn Ala Asp Ser Ile Leu Ala
 290 295 300

Val Lys Lys Tyr Phe Arg Arg Ile Thr Leu Tyr Leu Thr Glu Lys Lys
 305 310 315 320

Tyr Ser Pro Cys Ala Trp Glu Val Val Arg Ala Glu Ile Val Arg Ser
 325 330 335

Leu Ser Leu Ser Thr Asn Leu Gln Glu Arg Leu Arg Arg Lys Glu
 340 345 350

<210> SEQ ID NO 53
 <211> LENGTH: 570
 <212> TYPE: DNA
 <213> ORGANISM: Bos taurus
 <220> FEATURE:
 <221> NAME/KEY: CDS
 <222> LOCATION: (1)..(570)
 <223> OTHER INFORMATION: Bovine Interferon Alpha

<400> SEQUENCE: 53

atg gcc cca gcc tgg tcc ttc ctg cta tcc ctg ttg ctg ctc agc tgc 48
 Met Ala Pro Ala Trp Ser Phe Leu Leu Ser Leu Leu Leu Leu Ser Cys
 1 5 10 15

aac gcc atc tgc tct ctg ggt tgc cac ctg cct cac acc cac agc ctg 96
 Asn Ala Ile Cys Ser Leu Gly Cys His Leu Pro His Thr His Ser Leu
 20 25 30

-continued

```

gcc aac agg agg gtc ctg atg ctc ctg caa caa ctg aga agg gtc tcc      144
Ala Asn Arg Arg Val Leu Met Leu Leu Gln Gln Leu Arg Arg Val Ser
      35                                40                                45

cct tcc tcc tgc ctg cag gac aga aat gac ttc gaa ttc ctc cag gag      192
Pro Ser Ser Cys Leu Gln Asp Arg Asn Asp Phe Glu Phe Leu Gln Glu
      50                                55                                60

gct ctg ggt ggc agc cag ttg cag aag gct caa gcc atc tct gtg ctc      240
Ala Leu Gly Gly Ser Gln Leu Gln Lys Ala Gln Ala Ile Ser Val Leu
      65                                70                                75                                80

cac gag gtg acc cag cac acc ttc cag ctc ttc agc aca gag ggc tgg      288
His Glu Val Thr Gln His Thr Phe Gln Leu Phe Ser Thr Glu Gly Ser
      85                                90                                95

ccc gcc acg tgg gac aag agc ctc ctg gac aag cta cgc gct gcg ctg      336
Pro Ala Thr Trp Asp Lys Ser Leu Leu Asp Lys Leu Arg Ala Ala Leu
      100                               105                               110

gat cag cag ctc act gac ctg caa gcc tgt ctg acg cag gag gag ggg      384
Asp Gln Gln Leu Thr Asp Leu Gln Ala Cys Leu Thr Gln Glu Glu Gly
      115                               120                               125

ctg cga ggg gct ccc ctg ctc aag gag gac tcc agc ctg gct gtg agg      432
Leu Arg Gly Ala Pro Leu Leu Lys Glu Asp Ser Ser Leu Ala Val Arg
      130                               135                               140

aaa tac ttc cac aga ctc act ctc tat ctg caa gag aag aga cac agc      480
Lys Tyr Phe His Arg Leu Thr Leu Tyr Leu Gln Glu Lys Arg His Ser
      145                               150                               155                               160

cct tgt gcc tgg gag gtt gtc aga gca gaa gtc atg aga gcc ttc tct      528
Pro Cys Ala Trp Glu Val Val Arg Ala Glu Val Met Arg Ala Phe Ser
      165                               170                               175

tcc tca aca aac ttg cag gag agt ttc agg aga aag gac tga      570
Ser Ser Thr Asn Leu Gln Glu Ser Phe Arg Arg Lys Asp
      180                               185

```

<210> SEQ ID NO 54

<211> LENGTH: 189

<212> TYPE: PRT

<213> ORGANISM: Bos taurus

<400> SEQUENCE: 54

```

Met Ala Pro Ala Trp Ser Phe Leu Leu Ser Leu Leu Leu Ser Cys
 1      5      10      15

Asn Ala Ile Cys Ser Leu Gly Cys His Leu Pro His Thr His Ser Leu
 20     25     30

Ala Asn Arg Arg Val Leu Met Leu Leu Gln Gln Leu Arg Arg Val Ser
 35     40     45

Pro Ser Ser Cys Leu Gln Asp Arg Asn Asp Phe Glu Phe Leu Gln Glu
 50     55     60

Ala Leu Gly Gly Ser Gln Leu Gln Lys Ala Gln Ala Ile Ser Val Leu
 65     70     75     80

His Glu Val Thr Gln His Thr Phe Gln Leu Phe Ser Thr Glu Gly Ser
 85     90     95

Pro Ala Thr Trp Asp Lys Ser Leu Leu Asp Lys Leu Arg Ala Ala Leu
100    105    110

Asp Gln Gln Leu Thr Asp Leu Gln Ala Cys Leu Thr Gln Glu Glu Gly
115    120    125

Leu Arg Gly Ala Pro Leu Leu Lys Glu Asp Ser Ser Leu Ala Val Arg
130    135    140

Lys Tyr Phe His Arg Leu Thr Leu Tyr Leu Gln Glu Lys Arg His Ser
145    150    155    160

```

-continued

Pro Cys Ala Trp Glu Val Val Arg Ala Glu Val Met Arg Ala Phe Ser
 165 170 175

Ser Ser Thr Asn Leu Gln Glu Ser Phe Arg Arg Lys Asp
 180 185

<210> SEQ ID NO 55
 <211> LENGTH: 1056
 <212> TYPE: DNA
 <213> ORGANISM: Bos taurus
 <220> FEATURE:
 <221> NAME/KEY: CDS
 <222> LOCATION: (1)..(1056)
 <223> OTHER INFORMATION: Bovine GluON Alpha

<400> SEQUENCE: 55

atg gga gtc aaa gtt ctg ttt gcc ctg atc tgc atc gct gtg gcc gag	48
Met Gly Val Lys Val Leu Phe Ala Leu Ile Cys Ile Ala Val Ala Glu	
1 5 10 15	
gcc aag ccc acc gag aac aac gaa gac ttc aac atc gtg gcc gtg gcc	96
Ala Lys Pro Thr Glu Asn Asn Glu Asp Phe Asn Ile Val Ala Val Ala	
20 25 30	
agc aac ttc gcg acc acg gat ctc gat gct gac cgc ggg aag ttg ccc	144
Ser Asn Phe Ala Thr Thr Asp Leu Asp Ala Asp Arg Gly Lys Leu Pro	
35 40 45	
ggc aag aag ctg ccg ctg gag gtg ctc aaa gag atg gaa gcc aat gcc	192
Gly Lys Lys Leu Pro Leu Glu Val Leu Lys Glu Met Glu Ala Asn Ala	
50 55 60	
cgg aaa gct ggc tgc acc agg ggc tgt ctg atc tgc ctg tcc cac atc	240
Arg Lys Ala Gly Cys Thr Arg Gly Cys Leu Ile Cys Leu Ser His Ile	
65 70 75 80	
aag tgc acg ccc aag atg aag aag ttc atc cca gga cgc tgc cac acc	288
Lys Cys Thr Pro Lys Met Lys Lys Phe Ile Pro Gly Arg Cys His Thr	
85 90 95	
tac gaa ggc gac aaa gag tcc gca cag ggc ggc ata ggc gag gcg atc	336
Tyr Glu Gly Asp Lys Glu Ser Ala Gln Gly Gly Ile Gly Glu Ala Ile	
100 105 110	
gtc gac att cct gag att cct ggg ttc aag gac ttg gag ccc atg gag	384
Val Asp Ile Pro Glu Ile Pro Gly Phe Lys Asp Leu Glu Pro Met Glu	
115 120 125	
cag ttc atc gca cag gtc gat ctg tgt gtg gac tgc aca act ggc tgc	432
Gln Phe Ile Ala Gln Val Asp Leu Cys Val Asp Cys Thr Thr Gly Cys	
130 135 140	
ctc aaa ggg ctt gcc aac gtg cag tgt tct gac ctg ctc aag aag tgg	480
Leu Lys Gly Leu Ala Asn Val Gln Cys Ser Asp Leu Leu Lys Lys Trp	
145 150 155 160	
ctg ccg caa cgc tgt gcg acc ttt gcc agc aag atc cag ggc cag gtg	528
Leu Pro Gln Arg Cys Ala Thr Phe Ala Ser Lys Ile Gln Gly Gln Val	
165 170 175	
gac aag atc aag ggg gcc ggt ggt gac tgc cac ctg cct cac acc cac	576
Asp Lys Ile Lys Gly Ala Gly Gly Asp Cys His Leu Pro His Thr His	
180 185 190	
agc ctg gcc aac agg agg gtc ctg atg ctc ctg caa caa ctg aga agg	624
Ser Leu Ala Asn Arg Arg Val Leu Met Leu Leu Gln Gln Leu Arg Arg	
195 200 205	
gtc tcc cct tcc tcc tgc ctg cag gac aga aat gac ttc gaa ttc ctc	672
Val Ser Pro Ser Ser Cys Leu Gln Asp Arg Asn Asp Phe Glu Phe Leu	
210 215 220	
cag gag gct ctg ggt ggc agc cag ttg cag aag gct caa gcc atc tct	720
Gln Glu Ala Leu Gly Gly Ser Gln Leu Gln Lys Ala Gln Ala Ile Ser	
225 230 235 240	
gtg ctc cac gag gtg acc cag cac acc ttc cag ctc ttc agc aca gag	768

-continued

Val	Leu	His	Glu	Val	Thr	Gln	His	Thr	Phe	Gln	Leu	Phe	Ser	Thr	Glu		
				245						250					255		
ggc	tcg	ccc	gcc	acg	tgg	gac	aag	agc	ctc	ctg	gac	aag	cta	cgc	gct		816
Gly	Ser	Pro	Ala	Thr	Trp	Asp	Lys	Ser	Leu	Leu	Asp	Lys	Leu	Arg	Ala		
			260				265						270				
gcg	ctg	gat	cag	cag	ctc	act	gac	ctg	caa	gcc	tgt	ctg	acg	cag	gag		864
Ala	Leu	Asp	Gln	Gln	Leu	Thr	Asp	Leu	Gln	Ala	Cys	Leu	Thr	Gln	Glu		
			275				280						285				
gag	ggg	ctg	cga	ggg	gct	ccc	ctg	ctc	aag	gag	gac	tcc	agc	ctg	gct		912
Glu	Gly	Leu	Arg	Gly	Ala	Pro	Leu	Leu	Lys	Glu	Asp	Ser	Ser	Leu	Ala		
		290				295					300						
gtg	agg	aaa	tac	ttc	cac	aga	ctc	act	ctc	tat	ctg	caa	gag	aag	aga		960
Val	Arg	Lys	Tyr	Phe	His	Arg	Leu	Thr	Leu	Tyr	Leu	Gln	Glu	Lys	Arg		
					310					315					320		
305																	
cac	agc	cct	tgt	gcc	tgg	gag	gtt	gtc	aga	gca	gaa	gtc	atg	aga	gcc		1008
His	Ser	Pro	Cys	Ala	Trp	Glu	Val	Val	Arg	Ala	Glu	Val	Met	Arg	Ala		
				325					330					335			
ttc	tct	tcc	tca	aca	aac	ttg	cag	gag	agt	ttc	agg	aga	aag	gac	tga		1056
Phe	Ser	Ser	Ser	Thr	Asn	Leu	Gln	Glu	Ser	Phe	Arg	Arg	Lys	Asp			
			340				345						350				

<210> SEQ ID NO 56
 <211> LENGTH: 351
 <212> TYPE: PRT
 <213> ORGANISM: Bos taurus

<400> SEQUENCE: 56

Met	Gly	Val	Lys	Val	Leu	Phe	Ala	Leu	Ile	Cys	Ile	Ala	Val	Ala	Glu		
1				5					10					15			
Ala	Lys	Pro	Thr	Glu	Asn	Asn	Glu	Asp	Phe	Asn	Ile	Val	Ala	Val	Ala		
			20					25					30				
Ser	Asn	Phe	Ala	Thr	Thr	Asp	Leu	Asp	Ala	Asp	Arg	Gly	Lys	Leu	Pro		
		35				40					45						
Gly	Lys	Lys	Leu	Pro	Leu	Glu	Val	Leu	Lys	Glu	Met	Glu	Ala	Asn	Ala		
	50				55					60							
Arg	Lys	Ala	Gly	Cys	Thr	Arg	Gly	Cys	Leu	Ile	Cys	Leu	Ser	His	Ile		
65			70					75						80			
Lys	Cys	Thr	Pro	Lys	Met	Lys	Lys	Phe	Ile	Pro	Gly	Arg	Cys	His	Thr		
			85					90						95			
Tyr	Glu	Gly	Asp	Lys	Glu	Ser	Ala	Gln	Gly	Gly	Ile	Gly	Glu	Ala	Ile		
		100						105					110				
Val	Asp	Ile	Pro	Glu	Ile	Pro	Gly	Phe	Lys	Asp	Leu	Glu	Pro	Met	Glu		
		115					120						125				
Gln	Phe	Ile	Ala	Gln	Val	Asp	Leu	Cys	Val	Asp	Cys	Thr	Thr	Gly	Cys		
	130				135					140							
Leu	Lys	Gly	Leu	Ala	Asn	Val	Gln	Cys	Ser	Asp	Leu	Leu	Lys	Lys	Trp		
145				150					155						160		
Leu	Pro	Gln	Arg	Cys	Ala	Thr	Phe	Ala	Ser	Lys	Ile	Gln	Gly	Gln	Val		
			165					170						175			
Asp	Lys	Ile	Lys	Gly	Ala	Gly	Gly	Asp	Cys	His	Leu	Pro	His	Thr	His		
		180						185					190				
Ser	Leu	Ala	Asn	Arg	Arg	Val	Leu	Met	Leu	Leu	Gln	Gln	Leu	Arg	Arg		
		195				200							205				
Val	Ser	Pro	Ser	Ser	Cys	Leu	Gln	Asp	Arg	Asn	Asp	Phe	Glu	Phe	Leu		
		210				215						220					
Gln	Glu	Ala	Leu	Gly	Gly	Ser	Gln	Leu	Gln	Lys	Ala	Gln	Ala	Ile	Ser		
225					230					235					240		

-continued

Val Leu His Glu Val Thr Gln His Thr Phe Gln Leu Phe Ser Thr Glu
 245 250 255
 Gly Ser Pro Ala Thr Trp Asp Lys Ser Leu Leu Asp Lys Leu Arg Ala
 260 265 270
 Ala Leu Asp Gln Gln Leu Thr Asp Leu Gln Ala Cys Leu Thr Gln Glu
 275 280 285
 Glu Gly Leu Arg Gly Ala Pro Leu Leu Lys Glu Asp Ser Ser Leu Ala
 290 295 300
 Val Arg Lys Tyr Phe His Arg Leu Thr Leu Tyr Leu Gln Glu Lys Arg
 305 310 315 320
 His Ser Pro Cys Ala Trp Glu Val Val Arg Ala Glu Val Met Arg Ala
 325 330 335
 Phe Ser Ser Ser Thr Asn Leu Gln Glu Ser Phe Arg Arg Lys Asp
 340 345 350

<210> SEQ ID NO 57
 <211> LENGTH: 564
 <212> TYPE: DNA
 <213> ORGANISM: Homo sapiens
 <220> FEATURE:
 <221> NAME/KEY: CDS
 <222> LOCATION: (1)..(564)
 <223> OTHER INFORMATION: Human Interferon Beta

<400> SEQUENCE: 57

atg acc aac aag tgt ctc ctc caa att gct ctc ctg ttg tgc ttc tcc	48
Met Thr Asn Lys Cys Leu Leu Gln Ile Ala Leu Leu Leu Cys Phe Ser	
1 5 10 15	
acg aca gct ctt tcc atg agc tac aac ttg ctt gga ttc cta caa aga	96
Thr Thr Ala Leu Ser Met Ser Tyr Asn Leu Leu Gly Phe Leu Gln Arg	
20 25 30	
agc agc aat tgt cag tgt cag aag ctc ctg tgg caa ttg aat ggg agg	144
Ser Ser Asn Cys Gln Cys Gln Lys Leu Leu Trp Gln Leu Asn Gly Arg	
35 40 45	
ctt gaa tac tgc ctc aag gac agg agg aac ttt gac atc cct gag gag	192
Leu Glu Tyr Cys Leu Lys Asp Arg Arg Asn Phe Asp Ile Pro Glu Glu	
50 55 60	
att aag cag ctg cag cag ttc cag aag gag gac gcc gca gtg acc atc	240
Ile Lys Gln Leu Gln Gln Phe Gln Lys Glu Asp Ala Ala Val Thr Ile	
65 70 75 80	
tat gag atg ctc cag aac atc ttt gct att ttc aga caa gat tca tcg	288
Tyr Glu Met Leu Gln Asn Ile Phe Ala Ile Phe Arg Gln Asp Ser Ser	
85 90 95	
agc act ggc tgg aat gag act att gtt gag aac ctc ctg gct aat gtc	336
Ser Thr Gly Trp Asn Glu Thr Ile Val Glu Asn Leu Leu Ala Asn Val	
100 105 110	
tat cat cag aga aac cat ctg aag aca gtc ctg gaa gaa aaa ctg gag	384
Tyr His Gln Arg Asn His Leu Lys Thr Val Leu Glu Glu Lys Leu Glu	
115 120 125	
aaa gaa gat ttc acc agg gga aaa cgc atg agc agt ctg cac ctg aaa	432
Lys Glu Asp Phe Thr Arg Gly Lys Arg Met Ser Ser Leu His Leu Lys	
130 135 140	
aga tat tat ggg agg att ctg cat tac ctg aag gcc aag gag gac agt	480
Arg Tyr Tyr Gly Arg Ile Leu His Tyr Leu Lys Ala Lys Glu Asp Ser	
145 150 155 160	
cac tgt gcc tgg acc ata gtc aga gtg gaa atc cta agg aac ttt tac	528
His Cys Ala Trp Thr Ile Val Arg Val Glu Ile Leu Arg Asn Phe Tyr	
165 170 175	
gtc att aac aga ctt aca ggt tac ctc cga aac tga	564

-continued

Val Ile Asn Arg Leu Thr Gly Tyr Leu Arg Asn
 180 185

<210> SEQ ID NO 58
 <211> LENGTH: 187
 <212> TYPE: PRT
 <213> ORGANISM: Homo sapiens

<400> SEQUENCE: 58

Met Thr Asn Lys Cys Leu Leu Gln Ile Ala Leu Leu Leu Cys Phe Ser
 1 5 10 15
 Thr Thr Ala Leu Ser Met Ser Tyr Asn Leu Leu Gly Phe Leu Gln Arg
 20 25 30
 Ser Ser Asn Cys Gln Cys Gln Lys Leu Leu Trp Gln Leu Asn Gly Arg
 35 40 45
 Leu Glu Tyr Cys Leu Lys Asp Arg Arg Asn Phe Asp Ile Pro Glu Glu
 50 55 60
 Ile Lys Gln Leu Gln Gln Phe Gln Lys Glu Asp Ala Ala Val Thr Ile
 65 70 75 80
 Tyr Glu Met Leu Gln Asn Ile Phe Ala Ile Phe Arg Gln Asp Ser Ser
 85 90 95
 Ser Thr Gly Trp Asn Glu Thr Ile Val Glu Asn Leu Leu Ala Asn Val
 100 105 110
 Tyr His Gln Arg Asn His Leu Lys Thr Val Leu Glu Glu Lys Leu Glu
 115 120 125
 Lys Glu Asp Phe Thr Arg Gly Lys Arg Met Ser Ser Leu His Leu Lys
 130 135 140
 Arg Tyr Tyr Gly Arg Ile Leu His Tyr Leu Lys Ala Lys Glu Asp Ser
 145 150 155 160
 His Cys Ala Trp Thr Ile Val Arg Val Glu Ile Leu Arg Asn Phe Tyr
 165 170 175
 Val Ile Asn Arg Leu Thr Gly Tyr Leu Arg Asn
 180 185

<210> SEQ ID NO 59
 <211> LENGTH: 1056
 <212> TYPE: DNA
 <213> ORGANISM: Homo sapiens
 <220> FEATURE:
 <221> NAME/KEY: CDS
 <222> LOCATION: (1)..(1056)
 <223> OTHER INFORMATION: Human GlucON Beta

<400> SEQUENCE: 59

atg gga gtc aaa gtt ctg ttt gcc ctg atc tgc atc gct gtg gcc gag 48
 Met Gly Val Lys Val Leu Phe Ala Leu Ile Cys Ile Ala Val Ala Glu
 1 5 10 15
 gcc aag ccc acc gag aac aac gaa gac ttc aac atc gtg gcc gtg gcc 96
 Ala Lys Pro Thr Glu Asn Asn Glu Asp Phe Asn Ile Val Ala Val Ala
 20 25 30
 agc aac ttc gcg acc acg gat ctc gat gct gac cgc ggg aag ttg ccc 144
 Ser Asn Phe Ala Thr Thr Asp Leu Asp Ala Asp Arg Gly Lys Leu Pro
 35 40 45
 ggc aag aag ctg ccg ctg gag gtg ctc aaa gag atg gaa gcc aat gcc 192
 Gly Lys Lys Leu Pro Leu Glu Val Leu Lys Glu Met Glu Ala Asn Ala
 50 55 60
 cgg aaa gct ggc tgc acc agg ggc tgt ctg atc tgc ctg tcc cac atc 240
 Arg Lys Ala Gly Cys Thr Arg Gly Cys Leu Ile Cys Leu Ser His Ile
 65 70 75 80

-continued

```

aag tgc acg ccc aag atg aag aag ttc atc cca gga cgc tgc cac acc 288
Lys Cys Thr Pro Lys Met Lys Lys Phe Ile Pro Gly Arg Cys His Thr
      85                      90                      95

tac gaa ggc gac aaa gag tcc gca cag ggc ggc ata ggc gag gcg atc 336
Tyr Glu Gly Asp Lys Glu Ser Ala Gln Gly Gly Ile Gly Glu Ala Ile
      100                    105                    110

gtc gac att cct gag att cct ggg ttc aag gac ttg gag ccc atg gag 384
Val Asp Ile Pro Glu Ile Pro Gly Phe Lys Asp Leu Glu Pro Met Glu
      115                      120                      125

cag ttc atc gca cag gtc gat ctg tgt gtg gac tgc aca act ggc tgc 432
Gln Phe Ile Ala Gln Val Asp Leu Cys Val Asp Cys Thr Thr Gly Cys
      130                    135                    140

ctc aaa ggg ctt gcc aac gtg cag tgt tct gac ctg ctc aag aag tgg 480
Leu Lys Gly Leu Ala Asn Val Gln Cys Ser Asp Leu Leu Lys Lys Trp
      145                      150                      155                      160

ctg ccg caa cgc tgt gcg acc ttt gcc agc aag atc cag ggc cag gtg 528
Leu Pro Gln Arg Cys Ala Thr Phe Ala Ser Lys Ile Gln Gly Gln Val
      165                      170                      175

gac aag atc aag ggg gcc ggt ggt gac atg agc tac aac ttg ctt gga 576
Asp Lys Ile Lys Gly Ala Gly Gly Asp Met Ser Tyr Asn Leu Leu Gly
      180                    185                    190

ttc cta caa aga agc agc aat tgt cag tgt cag aag ctc ctg tgg caa 624
Phe Leu Gln Arg Ser Ser Asn Cys Gln Cys Gln Lys Leu Leu Trp Gln
      195                      200                      205

ttg aat ggg agg ctt gaa tac tgc ctc aag gac agg agg aac ttt gac 672
Leu Asn Gly Arg Leu Glu Tyr Cys Leu Lys Asp Arg Asn Phe Asp
      210                      215                      220

atc cct gag gag att aag cag ctg cag cag ttc cag aag gag gac gcc 720
Ile Pro Glu Glu Ile Lys Gln Leu Gln Gln Phe Gln Lys Glu Asp Ala
      225                    230                    235                    240

gca gtg acc atc tat gag atg ctc cag aac atc ttt gct att ttc aga 768
Ala Val Thr Ile Tyr Glu Met Leu Gln Asn Ile Phe Ala Ile Phe Arg
      245                    250                    255

caa gat tca tcg agc act ggc tgg aat gag act att gtt gag aac ctc 816
Gln Asp Ser Ser Thr Gly Trp Asn Glu Thr Ile Val Glu Asn Leu
      260                    265                    270

ctg gct aat gtc tat cat cag aga aac cat ctg aag aca gtc ctg gaa 864
Leu Ala Asn Val Tyr His Gln Arg Asn His Leu Lys Thr Val Leu Glu
      275                    280                    285

gaa aaa ctg gag aaa gaa gat ttc acc agg gga aaa cgc atg agc agt 912
Glu Lys Leu Glu Lys Glu Asp Phe Thr Arg Gly Lys Arg Met Ser Ser
      290                    295                    300

ctg cac ctg aaa aga tat tat ggg agg att ctg cat tac ctg aag gcc 960
Leu His Leu Lys Arg Tyr Tyr Gly Arg Ile Leu His Tyr Leu Lys Ala
      305                    310                    315                    320

aag gag gac agt cac tgt gcc tgg acc ata gtc aga gtg gaa atc cta 1008
Lys Glu Asp Ser His Cys Ala Trp Thr Ile Val Arg Val Glu Ile Leu
      325                    330                    335

agg aac ttt tac gtc att aac aga ctt aca ggt tac ctc cga aac tga 1056
Arg Asn Phe Tyr Val Ile Asn Arg Leu Thr Gly Tyr Leu Arg Asn
      340                    345                    350

```

```

<210> SEQ ID NO 60
<211> LENGTH: 351
<212> TYPE: PRT
<213> ORGANISM: Homo sapiens

```

```

<400> SEQUENCE: 60

```

```

Met Gly Val Lys Val Leu Phe Ala Leu Ile Cys Ile Ala Val Ala Glu
1          5          10          15

```

-continued

Ala Lys Pro Thr Glu Asn Asn Glu Asp Phe Asn Ile Val Ala Val Ala
 20 25 30

Ser Asn Phe Ala Thr Thr Asp Leu Asp Ala Asp Arg Gly Lys Leu Pro
 35 40 45

Gly Lys Lys Leu Pro Leu Glu Val Leu Lys Glu Met Glu Ala Asn Ala
 50 55 60

Arg Lys Ala Gly Cys Thr Arg Gly Cys Leu Ile Cys Leu Ser His Ile
 65 70 75 80

Lys Cys Thr Pro Lys Met Lys Lys Phe Ile Pro Gly Arg Cys His Thr
 85 90 95

Tyr Glu Gly Asp Lys Glu Ser Ala Gln Gly Gly Ile Gly Glu Ala Ile
 100 105 110

Val Asp Ile Pro Glu Ile Pro Gly Phe Lys Asp Leu Glu Pro Met Glu
 115 120 125

Gln Phe Ile Ala Gln Val Asp Leu Cys Val Asp Cys Thr Thr Gly Cys
 130 135 140

Leu Lys Gly Leu Ala Asn Val Gln Cys Ser Asp Leu Leu Lys Lys Trp
 145 150 155 160

Leu Pro Gln Arg Cys Ala Thr Phe Ala Ser Lys Ile Gln Gly Gln Val
 165 170 175

Asp Lys Ile Lys Gly Ala Gly Gly Asp Met Ser Tyr Asn Leu Leu Gly
 180 185 190

Phe Leu Gln Arg Ser Ser Asn Cys Gln Cys Gln Lys Leu Leu Trp Gln
 195 200 205

Leu Asn Gly Arg Leu Glu Tyr Cys Leu Lys Asp Arg Arg Asn Phe Asp
 210 215 220

Ile Pro Glu Glu Ile Lys Gln Leu Gln Gln Phe Gln Lys Glu Asp Ala
 225 230 235 240

Ala Val Thr Ile Tyr Glu Met Leu Gln Asn Ile Phe Ala Ile Phe Arg
 245 250 255

Gln Asp Ser Ser Ser Thr Gly Trp Asn Glu Thr Ile Val Glu Asn Leu
 260 265 270

Leu Ala Asn Val Tyr His Gln Arg Asn His Leu Lys Thr Val Leu Glu
 275 280 285

Glu Lys Leu Glu Lys Glu Asp Phe Thr Arg Gly Lys Arg Met Ser Ser
 290 295 300

Leu His Leu Lys Arg Tyr Tyr Gly Arg Ile Leu His Tyr Leu Lys Ala
 305 310 315 320

Lys Glu Asp Ser His Cys Ala Trp Thr Ile Val Arg Val Glu Ile Leu
 325 330 335

Arg Asn Phe Tyr Val Ile Asn Arg Leu Thr Gly Tyr Leu Arg Asn
 340 345 350

<210> SEQ ID NO 61
 <211> LENGTH: 561
 <212> TYPE: DNA
 <213> ORGANISM: Bos taurus
 <220> FEATURE:
 <221> NAME/KEY: CDS
 <222> LOCATION: (1)..(561)
 <223> OTHER INFORMATION: Bovine Interferon Beta
 <400> SEQUENCE: 61

atg acc tac cgg tgc ctc ctc cag atg gtt ctc ctg ctg tgt ttc tcc
 Met Thr Tyr Arg Cys Leu Leu Gln Met Val Leu Leu Leu Cys Phe Ser
 1 5 10 15

-continued

```

acc aca gct ctt tcc agg agc tac agc ttg ctt cga ttc caa caa cgt      96
Thr Thr Ala Leu Ser Arg Ser Tyr Ser Leu Leu Arg Phe Gln Gln Arg
                20                      25                      30

cag agc ctt aaa gag tgt cag aaa ctc ctg ggg cag tta cct tca act      144
Gln Ser Leu Lys Glu Cys Gln Lys Leu Leu Gly Gln Leu Pro Ser Thr
                35                      40                      45

cct caa cat tgc ctc gag gcc agg atg gac ttc cag atg cct gag gag      192
Pro Gln His Cys Leu Glu Ala Arg Met Asp Phe Gln Met Pro Glu Glu
                50                      55                      60

atg aag caa gaa cag cag ttc cag aag gaa gat gcc ata ttg gtc atg      240
Met Lys Gln Glu Gln Gln Phe Gln Lys Glu Asp Ala Ile Leu Val Met
                65                      70                      75                      80

tat gag gtg ctc cag cac atc ttc ggc att ctc acc aga gac ttc tcc      288
Tyr Glu Val Leu Gln His Ile Phe Gly Ile Leu Thr Arg Asp Phe Ser
                85                      90                      95

agc act ggc tgg tct gag acc atc atc gag gac ctc ctt gag gaa ctc      336
Ser Thr Gly Trp Ser Glu Thr Ile Ile Glu Asp Leu Leu Glu Glu Leu
                100                      105                      110

tat ggg cag atg aat cgt ctg cag cca atc cag aag gaa ata atg cag      384
Tyr Gly Gln Met Asn Arg Leu Gln Pro Ile Gln Lys Glu Ile Met Gln
                115                      120                      125

aag caa aac acc aca gcg gga gac acg atc gtt ccc cac cta ggg aaa      432
Lys Gln Asn Thr Thr Ala Gly Asp Thr Ile Val Pro His Leu Gly Lys
                130                      135                      140

tat tac ttc aac ctc atg cag tac ctg gag tcc aag gag tac gac agg      480
Tyr Tyr Phe Asn Leu Met Gln Tyr Leu Glu Ser Lys Glu Tyr Asp Arg
                145                      150                      155                      160

tgt gcc tgg aca gtc gtg caa gtg caa ata ctc acg aac gtt tct ttc      528
Cys Ala Trp Thr Val Val Gln Val Gln Ile Leu Thr Asn Val Ser Phe
                165                      170                      175

ctg atg aga cta aca ggt tac gtc cgt gac tga      561
Leu Met Arg Leu Thr Gly Tyr Val Arg Asp
                180                      185

```

```

<210> SEQ ID NO 62
<211> LENGTH: 186
<212> TYPE: PRT
<213> ORGANISM: Bos taurus

```

```

<400> SEQUENCE: 62

```

```

Met Thr Tyr Arg Cys Leu Leu Gln Met Val Leu Leu Leu Cys Phe Ser
1                    5                      10                      15

Thr Thr Ala Leu Ser Arg Ser Tyr Ser Leu Leu Arg Phe Gln Gln Arg
                20                      25                      30

Gln Ser Leu Lys Glu Cys Gln Lys Leu Leu Gly Gln Leu Pro Ser Thr
                35                      40                      45

Pro Gln His Cys Leu Glu Ala Arg Met Asp Phe Gln Met Pro Glu Glu
50                    55                      60

Met Lys Gln Glu Gln Gln Phe Gln Lys Glu Asp Ala Ile Leu Val Met
65                    70                      75                      80

Tyr Glu Val Leu Gln His Ile Phe Gly Ile Leu Thr Arg Asp Phe Ser
85                    90                      95

Ser Thr Gly Trp Ser Glu Thr Ile Ile Glu Asp Leu Leu Glu Glu Leu
100                   105                      110

Tyr Gly Gln Met Asn Arg Leu Gln Pro Ile Gln Lys Glu Ile Met Gln
115                   120                      125

Lys Gln Asn Thr Thr Ala Gly Asp Thr Ile Val Pro His Leu Gly Lys
130                   135                      140

```

-continued

Tyr Tyr Phe Asn Leu Met Gln Tyr Leu Glu Ser Lys Glu Tyr Asp Arg
145 150 155 160

Cys Ala Trp Thr Val Val Gln Val Gln Ile Leu Thr Asn Val Ser Phe
165 170 175

Leu Met Arg Leu Thr Gly Tyr Val Arg Asp
180 185

<210> SEQ ID NO 63

<211> LENGTH: 1053

<212> TYPE: DNA

<213> ORGANISM: Bos taurus

<220> FEATURE:

<221> NAME/KEY: CDS

<222> LOCATION: (1)..(1053)

<223> OTHER INFORMATION: GluCON Beta Bovine

<400> SEQUENCE: 63

atg gga gtc aaa gtt ctg ttt gcc ctg atc tgc atc gct gtg gcc gag 48
Met Gly Val Lys Val Leu Phe Ala Leu Ile Cys Ile Ala Val Ala Glu
1 5 10 15

gcc aag ccc acc gag aac aac gaa gac ttc aac atc gtg gcc gtg gcc 96
Ala Lys Pro Thr Glu Asn Asn Glu Asp Phe Asn Ile Val Ala Val Ala
20 25 30

agc aac ttc gcg acc acg gat ctc gat gct gac cgc ggg aag ttg ccc 144
Ser Asn Phe Ala Thr Thr Asp Leu Asp Ala Asp Arg Gly Lys Leu Pro
35 40 45

ggc aag aag ctg ccg ctg gag gtg ctc aaa gag atg gaa gcc aat gcc 192
Gly Lys Lys Leu Pro Leu Glu Val Leu Lys Glu Met Glu Ala Asn Ala
50 55 60

cgg aaa gct ggc tgc acc agg ggc tgt ctg atc tgc ctg tcc cac atc 240
Arg Lys Ala Gly Cys Thr Arg Gly Cys Leu Ile Cys Leu Ser His Ile
65 70 75 80

aag tgc acg ccc aag atg aag aag ttc atc cca gga cgc tgc cac acc 288
Lys Cys Thr Pro Lys Met Lys Lys Phe Ile Pro Gly Arg Cys His Thr
85 90 95

tac gaa ggc gac aaa gag tcc gca cag ggc ggc ata ggc gag gcg atc 336
Tyr Glu Gly Asp Lys Glu Ser Ala Gln Gly Gly Ile Gly Glu Ala Ile
100 105 110

gtc gac att cct gag att cct ggg ttc aag gac ttg gag ccc atg gag 384
Val Asp Ile Pro Glu Ile Pro Gly Phe Lys Asp Leu Glu Pro Met Glu
115 120 125

cag ttc atc gca cag gtc gat ctg tgt gtg gac tgc aca act ggc tgc 432
Gln Phe Ile Ala Gln Val Asp Leu Cys Val Asp Cys Thr Thr Gly Cys
130 135 140

ctc aaa ggg ctt gcc aac gtg cag tgt tct gac ctg ctc aag aag tgg 480
Leu Lys Gly Leu Ala Asn Val Gln Cys Ser Asp Leu Leu Lys Lys Trp
145 150 155 160

ctg ccg caa cgc tgt gcg acc ttt gcc agc aag atc cag ggc cag gtg 528
Leu Pro Gln Arg Cys Ala Thr Phe Ala Ser Lys Ile Gln Gly Gln Val
165 170 175

gac aag atc aag ggg gcc ggt ggt gac agg agc tac agc ttg ctt cga 576
Asp Lys Ile Lys Gly Ala Gly Gly Asp Arg Ser Tyr Ser Leu Leu Arg
180 185 190

ttc caa caa cgt cag agc ctt aaa gag tgt cag aaa ctc ctg ggg cag 624
Phe Gln Gln Arg Gln Ser Leu Lys Glu Cys Gln Lys Leu Leu Gly Gln
195 200 205

tta cct tca act cct caa cat tgc ctc gag gcc agg atg gac ttc cag 672
Leu Pro Ser Thr Pro Gln His Cys Leu Glu Ala Arg Met Asp Phe Gln
210 215 220

atg cct gag gag atg aag caa gaa cag cag ttc cag aag gaa gat gcc 720
Met Pro Glu Glu Met Lys Gln Glu Gln Gln Phe Gln Lys Glu Asp Ala

-continued

225	230	235	240	
ata ttg gtc atg tat gag gtg ctc cag cac atc ttc ggc att ctc acc				768
Ile Leu Val Met Tyr Glu Val Leu Gln His Ile Phe Gly Ile Leu Thr	245	250	255	
aga gac ttc tcc agc act ggc tgg tct gag acc atc atc gag gac ctc				816
Arg Asp Phe Ser Ser Thr Gly Trp Ser Glu Thr Ile Ile Glu Asp Leu	260	265	270	
ctt gag gaa ctc tat ggg cag atg aat cgt ctg cag cca atc cag aag				864
Leu Glu Glu Leu Tyr Gly Gln Met Asn Arg Leu Gln Pro Ile Gln Lys	275	280	285	
gaa ata atg cag aag caa aac acc aca gcg gga gac acg atc gtt ccc				912
Glu Ile Met Gln Lys Gln Asn Thr Thr Ala Gly Asp Thr Ile Val Pro	290	295	300	
cac cta ggg aaa tat tac ttc aac ctc atg cag tac ctg gag tcc aag				960
His Leu Gly Lys Tyr Tyr Phe Asn Leu Met Gln Tyr Leu Glu Ser Lys	305	310	315	320
gag tac gac agg tgt gcc tgg aca gtc gtg caa gtg caa ata ctc acg				1008
Glu Tyr Asp Arg Cys Ala Trp Thr Val Val Gln Val Gln Ile Leu Thr	325	330	335	
aac gtt tct ttc ctg atg aga cta aca ggt tac gtc cgt gac tga				1053
Asn Val Ser Phe Leu Met Arg Leu Thr Gly Tyr Val Arg Asp	340	345	350	

<210> SEQ ID NO 64
 <211> LENGTH: 350
 <212> TYPE: PRT
 <213> ORGANISM: Bos taurus

<400> SEQUENCE: 64

Met Gly Val Lys Val Leu Phe Ala Leu Ile Cys Ile Ala Val Ala Glu				
1	5	10	15	
Ala Lys Pro Thr Glu Asn Asn Glu Asp Phe Asn Ile Val Ala Val Ala				
	20	25	30	
Ser Asn Phe Ala Thr Thr Asp Leu Asp Ala Asp Arg Gly Lys Leu Pro				
	35	40	45	
Gly Lys Lys Leu Pro Leu Glu Val Leu Lys Glu Met Glu Ala Asn Ala				
	50	55	60	
Arg Lys Ala Gly Cys Thr Arg Gly Cys Leu Ile Cys Leu Ser His Ile				
	65	70	75	80
Lys Cys Thr Pro Lys Met Lys Lys Phe Ile Pro Gly Arg Cys His Thr				
	85	90	95	
Tyr Glu Gly Asp Lys Glu Ser Ala Gln Gly Gly Ile Gly Glu Ala Ile				
	100	105	110	
Val Asp Ile Pro Glu Ile Pro Gly Phe Lys Asp Leu Glu Pro Met Glu				
	115	120	125	
Gln Phe Ile Ala Gln Val Asp Leu Cys Val Asp Cys Thr Thr Gly Cys				
	130	135	140	
Leu Lys Gly Leu Ala Asn Val Gln Cys Ser Asp Leu Leu Lys Lys Trp				
	145	150	155	160
Leu Pro Gln Arg Cys Ala Thr Phe Ala Ser Lys Ile Gln Gly Gln Val				
	165	170	175	
Asp Lys Ile Lys Gly Ala Gly Gly Asp Arg Ser Tyr Ser Leu Leu Arg				
	180	185	190	
Phe Gln Gln Arg Gln Ser Leu Lys Glu Cys Gln Lys Leu Leu Gly Gln				
	195	200	205	
Leu Pro Ser Thr Pro Gln His Cys Leu Glu Ala Arg Met Asp Phe Gln				
	210	215	220	

-continued

Met Pro Glu Glu Met Lys Gln Glu Gln Gln Phe Gln Lys Glu Asp Ala
 225 230 235 240
 Ile Leu Val Met Tyr Glu Val Leu Gln His Ile Phe Gly Ile Leu Thr
 245 250 255
 Arg Asp Phe Ser Ser Thr Gly Trp Ser Glu Thr Ile Ile Glu Asp Leu
 260 265 270
 Leu Glu Glu Leu Tyr Gly Gln Met Asn Arg Leu Gln Pro Ile Gln Lys
 275 280 285
 Glu Ile Met Gln Lys Gln Asn Thr Thr Ala Gly Asp Thr Ile Val Pro
 290 295 300
 His Leu Gly Lys Tyr Tyr Phe Asn Leu Met Gln Tyr Leu Glu Ser Lys
 305 310 315 320
 Glu Tyr Asp Arg Cys Ala Trp Thr Val Val Gln Val Gln Ile Leu Thr
 325 330 335
 Asn Val Ser Phe Leu Met Arg Leu Thr Gly Tyr Val Arg Asp
 340 345 350

<210> SEQ ID NO 65
 <211> LENGTH: 561
 <212> TYPE: DNA
 <213> ORGANISM: Sus scrofa
 <220> FEATURE:
 <221> NAME/KEY: CDS
 <222> LOCATION: (1)..(561)
 <223> OTHER INFORMATION: Porcine Interferon Beta

<400> SEQUENCE: 65

atg gct aac aag tgc atc ctc caa atc gct ctc ctg atg tgt ttc tcc	48
Met Ala Asn Lys Cys Ile Leu Gln Ile Ala Leu Leu Met Cys Phe Ser	
1 5 10 15	
acc aca gct ctt tcc atg agc tat gat gtg ctt cga tac caa caa agg	96
Thr Thr Ala Leu Ser Met Ser Tyr Asp Val Leu Arg Tyr Gln Gln Arg	
20 25 30	
agc agc aat ttg gca tgt cag aag ctc ctg gga cag ttg cct ggg act	144
Ser Ser Asn Leu Ala Cys Gln Lys Leu Leu Gly Gln Leu Pro Gly Thr	
35 40 45	
cct caa tat tgc ctc gaa gat agg atg aac ttt gag gtc cct gag gag	192
Pro Gln Tyr Cys Leu Glu Asp Arg Met Asn Phe Glu Val Pro Glu Glu	
50 55 60	
att atg caa cca cca caa ttc cag aag gaa gat gca gta ttg att atc	240
Ile Met Gln Pro Pro Gln Phe Gln Lys Glu Asp Ala Val Leu Ile Ile	
65 70 75 80	
cac gag atg ctc cag cag atc ttc ggc att ctc aga aga aat ttc tct	288
His Glu Met Leu Gln Gln Ile Phe Gly Ile Leu Arg Arg Asn Phe Ser	
85 90 95	
agc act ggc tgg aat gaa acc gtc att aag act atc ctt gtg gaa ctt	336
Ser Thr Gly Trp Asn Glu Thr Val Ile Lys Thr Ile Leu Val Glu Leu	
100 105 110	
gat ggg cag atg gat gac ctg gag aca atc ctg gag gaa atc atg gag	384
Asp Gly Gln Met Asp Asp Leu Glu Thr Ile Leu Glu Glu Ile Met Glu	
115 120 125	
gag gaa aat ttc ccc agg gga gac atg acc att ctt cac ctg aag aaa	432
Glu Glu Asn Phe Pro Arg Gly Asp Met Thr Ile Leu His Leu Lys Lys	
130 135 140	
tat tac ttg agc att ctg cag tac ctg aag tcc aag gag tac aga agc	480
Tyr Tyr Leu Ser Ile Leu Gln Tyr Leu Lys Ser Lys Glu Tyr Arg Ser	
145 150 155 160	
tgt gcc tgg aca gtc gtc caa gtg gaa atc ctc agg aac ttt tct ttc	528
Cys Ala Trp Thr Val Val Gln Val Glu Ile Leu Arg Asn Phe Ser Phe	

-continued

```

      165              170              175
ctt aac aga ctt aca gat tac ctc cgg aac tga           561
Leu Asn Arg Leu Thr Asp Tyr Leu Arg Asn
      180              185

```

```

<210> SEQ ID NO 66
<211> LENGTH: 186
<212> TYPE: PRT
<213> ORGANISM: Sus scrofa

```

```

<400> SEQUENCE: 66

```

```

Met Ala Asn Lys Cys Ile Leu Gln Ile Ala Leu Leu Met Cys Phe Ser
 1              5              10              15
Thr Thr Ala Leu Ser Met Ser Tyr Asp Val Leu Arg Tyr Gln Gln Arg
 20              25              30
Ser Ser Asn Leu Ala Cys Gln Lys Leu Leu Gly Gln Leu Pro Gly Thr
 35              40              45
Pro Gln Tyr Cys Leu Glu Asp Arg Met Asn Phe Glu Val Pro Glu Glu
 50              55              60
Ile Met Gln Pro Pro Gln Phe Gln Lys Glu Asp Ala Val Leu Ile Ile
 65              70              75              80
His Glu Met Leu Gln Gln Ile Phe Gly Ile Leu Arg Arg Asn Phe Ser
 85              90              95
Ser Thr Gly Trp Asn Glu Thr Val Ile Lys Thr Ile Leu Val Glu Leu
 100             105             110
Asp Gly Gln Met Asp Asp Leu Glu Thr Ile Leu Glu Glu Ile Met Glu
 115             120             125
Glu Glu Asn Phe Pro Arg Gly Asp Met Thr Ile Leu His Leu Lys Lys
 130             135             140
Tyr Tyr Leu Ser Ile Leu Gln Tyr Leu Lys Ser Lys Glu Tyr Arg Ser
 145             150             155             160
Cys Ala Trp Thr Val Val Gln Val Glu Ile Leu Arg Asn Phe Ser Phe
 165             170             175
Leu Asn Arg Leu Thr Asp Tyr Leu Arg Asn
 180             185

```

```

<210> SEQ ID NO 67
<211> LENGTH: 1059
<212> TYPE: DNA
<213> ORGANISM: Sus scrofa
<220> FEATURE:
<221> NAME/KEY: CDS
<222> LOCATION: (1)..(1059)
<223> OTHER INFORMATION: GLuON Beta porcine

```

```

<400> SEQUENCE: 67

```

```

atg gga gtc aaa gtt ctg ttt gcc ctg atc tgc atc gct gtg gcc gag           48
Met Gly Val Lys Val Leu Phe Ala Leu Ile Cys Ile Ala Val Ala Glu
 1              5              10              15
gcc aag ccc acc gag aac aac gaa gac ttc aac atc gtg gcc gtg gcc           96
Ala Lys Pro Thr Glu Asn Asn Glu Asp Phe Asn Ile Val Ala Val Ala
 20              25              30
agc aac ttc gcg acc acg gat ctc gat gct gac cgc ggg aag ttg ccc           144
Ser Asn Phe Ala Thr Thr Asp Leu Asp Ala Asp Arg Gly Lys Leu Pro
 35              40              45
ggc aag aag ctg ccg ctg gag gtg ctc aaa gag atg gaa gcc aat gcc           192
Gly Lys Lys Leu Pro Leu Glu Val Leu Lys Glu Met Glu Ala Asn Ala
 50              55              60
cgg aaa gct ggc tgc acc agg ggc tgt ctg atc tgc ctg tcc cac atc           240

```


-continued

Arg	Lys	Ala	Gly	Cys	Thr	Arg	Gly	Cys	Leu	Ile	Cys	Leu	Ser	His	Ile		
65					70					75					80		
aag	tgc	acg	ccc	aag	atg	aag	aag	ttc	atc	cca	gga	cgc	tgc	cac	acc		288
Lys	Cys	Thr	Pro	Lys	Met	Lys	Lys	Phe	Ile	Pro	Gly	Arg	Cys	His	Thr		
				85					90					95			
tac	gaa	ggc	gac	aaa	gag	tcc	gca	cag	ggc	ggc	ata	ggc	gag	gcg	atc		336
Tyr	Glu	Gly	Asp	Lys	Glu	Ser	Ala	Gln	Gly	Gly	Ile	Gly	Glu	Ala	Ile		
			100					105					110				
gtc	gac	att	cct	gag	att	cct	ggg	ttc	aag	gac	ttg	gag	ccc	atg	gag		384
Val	Asp	Ile	Pro	Glu	Ile	Pro	Gly	Phe	Lys	Asp	Leu	Glu	Pro	Met	Glu		
		115					120					125					
cag	ttc	atc	gca	cag	gtc	gat	ctg	tgt	gtg	gac	tgc	aca	act	ggc	tgc		432
Gln	Phe	Ile	Ala	Gln	Val	Asp	Leu	Cys	Val	Asp	Cys	Thr	Thr	Gly	Cys		
		130				135					140						
ctc	aaa	ggg	ctt	gcc	aac	gtg	cag	tgt	tct	gac	ctg	ctc	aag	aag	tgg		480
Leu	Lys	Gly	Leu	Ala	Asn	Val	Gln	Cys	Ser	Asp	Leu	Leu	Lys	Lys	Trp		
145				150						155					160		
ctg	ccg	caa	cgc	tgt	gcg	acc	ttt	gcc	agc	aag	atc	cag	ggc	cag	gtg		528
Leu	Pro	Gln	Arg	Cys	Ala	Thr	Phe	Ala	Ser	Lys	Ile	Gln	Gly	Gln	Val		
				165					170					175			
gac	aag	atc	aag	ggg	gcc	ggt	ggt	gac	ggg	ccc	atg	agc	tat	gat	gtg		576
Asp	Lys	Ile	Lys	Gly	Ala	Gly	Gly	Asp	Gly	Pro	Met	Ser	Tyr	Asp	Val		
			180					185					190				
ctt	cga	tac	caa	caa	agg	agc	agc	aat	ttg	gca	tgt	cag	aag	ctc	ctg		624
Leu	Arg	Tyr	Gln	Gln	Arg	Ser	Ser	Asn	Leu	Ala	Cys	Gln	Lys	Leu	Leu		
		195				200						205					
gga	cag	ttg	cct	ggg	act	cct	caa	tat	tgc	ctc	gaa	gat	agg	atg	aac		672
Gly	Gln	Leu	Pro	Gly	Thr	Pro	Gln	Tyr	Cys	Leu	Glu	Asp	Arg	Met	Asn		
		210				215					220						
ttt	gag	gtc	cct	gag	gag	att	atg	caa	cca	cca	caa	ttc	cag	aag	gaa		720
Phe	Glu	Val	Pro	Glu	Glu	Ile	Met	Gln	Pro	Pro	Gln	Phe	Gln	Lys	Glu		
225				230						235					240		
gat	gca	gta	ttg	att	atc	cac	gag	atg	ctc	cag	cag	atc	ttc	ggc	att		768
Asp	Ala	Val	Leu	Ile	Ile	His	Glu	Met	Leu	Gln	Gln	Ile	Phe	Gly	Ile		
			245						250					255			
ctc	aga	aga	aat	ttc	tct	agc	act	ggc	tgg	aat	gaa	acc	gtc	att	aag		816
Leu	Arg	Arg	Asn	Phe	Ser	Ser	Thr	Gly	Trp	Asn	Glu	Thr	Val	Ile	Lys		
			260					265					270				
act	atc	ctt	gtg	gaa	ctt	gat	ggg	cag	atg	gat	gac	ctg	gag	aca	atc		864
Thr	Ile	Leu	Val	Glu	Leu	Asp	Gly	Gln	Met	Asp	Asp	Leu	Glu	Thr	Ile		
		275					280					285					
ctg	gag	gaa	atc	atg	gag	gag	gaa	aat	ttc	ccc	agg	gga	gac	atg	acc		912
Leu	Glu	Glu	Ile	Met	Glu	Glu	Glu	Asn	Phe	Pro	Arg	Gly	Asp	Met	Thr		
		290				295				300							
att	ctt	cac	ctg	aag	aaa	tat	tac	ttg	agc	att	ctg	cag	tac	ctg	aag		960
Ile	Leu	His	Leu	Lys	Lys	Tyr	Tyr	Leu	Ser	Ile	Leu	Gln	Tyr	Leu	Lys		
305					310					315				320			
tcc	aag	gag	tac	aga	agc	tgt	gcc	tgg	aca	gtc	gtc	caa	gtg	gaa	atc		1008
Ser	Lys	Glu	Tyr	Arg	Ser	Cys	Ala	Trp	Thr	Val	Val	Gln	Val	Glu	Ile		
				325					330					335			
ctc	agg	aac	ttt	tct	ttc	ctt	aac	aga	ctt	aca	gat	tac	ctc	egg	aac		1056
Leu	Arg	Asn	Phe	Ser	Phe	Leu	Asn	Arg	Leu	Thr	Asp	Tyr	Leu	Arg	Asn		
			340					345					350				
tga																	1059

<210> SEQ ID NO 68

<211> LENGTH: 352

<212> TYPE: PRT

<213> ORGANISM: Sus scrofa

-continued

<400> SEQUENCE: 68

```

Met Gly Val Lys Val Leu Phe Ala Leu Ile Cys Ile Ala Val Ala Glu
1           5           10           15
Ala Lys Pro Thr Glu Asn Asn Glu Asp Phe Asn Ile Val Ala Val Ala
20           25           30
Ser Asn Phe Ala Thr Thr Asp Leu Asp Ala Asp Arg Gly Lys Leu Pro
35           40           45
Gly Lys Lys Leu Pro Leu Glu Val Leu Lys Glu Met Glu Ala Asn Ala
50           55           60
Arg Lys Ala Gly Cys Thr Arg Gly Cys Leu Ile Cys Leu Ser His Ile
65           70           75           80
Lys Cys Thr Pro Lys Met Lys Lys Phe Ile Pro Gly Arg Cys His Thr
85           90           95
Tyr Glu Gly Asp Lys Glu Ser Ala Gln Gly Gly Ile Gly Glu Ala Ile
100          105          110
Val Asp Ile Pro Glu Ile Pro Gly Phe Lys Asp Leu Glu Pro Met Glu
115          120          125
Gln Phe Ile Ala Gln Val Asp Leu Cys Val Asp Cys Thr Thr Gly Cys
130          135          140
Leu Lys Gly Leu Ala Asn Val Gln Cys Ser Asp Leu Leu Lys Lys Trp
145          150          155          160
Leu Pro Gln Arg Cys Ala Thr Phe Ala Ser Lys Ile Gln Gly Gln Val
165          170          175
Asp Lys Ile Lys Gly Ala Gly Gly Asp Gly Pro Met Ser Tyr Asp Val
180          185          190
Leu Arg Tyr Gln Gln Arg Ser Ser Asn Leu Ala Cys Gln Lys Leu Leu
195          200          205
Gly Gln Leu Pro Gly Thr Pro Gln Tyr Cys Leu Glu Asp Arg Met Asn
210          215          220
Phe Glu Val Pro Glu Glu Ile Met Gln Pro Pro Gln Phe Gln Lys Glu
225          230          235          240
Asp Ala Val Leu Ile Ile His Glu Met Leu Gln Gln Ile Phe Gly Ile
245          250          255
Leu Arg Arg Asn Phe Ser Ser Thr Gly Trp Asn Glu Thr Val Ile Lys
260          265          270
Thr Ile Leu Val Glu Leu Asp Gly Gln Met Asp Asp Leu Glu Thr Ile
275          280          285
Leu Glu Glu Ile Met Glu Glu Glu Asn Phe Pro Arg Gly Asp Met Thr
290          295          300
Ile Leu His Leu Lys Lys Tyr Tyr Leu Ser Ile Leu Gln Tyr Leu Lys
305          310          315          320
Ser Lys Glu Tyr Arg Ser Cys Ala Trp Thr Val Val Gln Val Glu Ile
325          330          335
Leu Arg Asn Phe Ser Phe Leu Asn Arg Leu Thr Asp Tyr Leu Arg Asn
340          345          350

```

<210> SEQ ID NO 69

<211> LENGTH: 1062

<212> TYPE: DNA

<213> ORGANISM: Sus scrofa

<220> FEATURE:

<221> NAME/KEY: CDS

<222> LOCATION: (1)..(1062)

<223> OTHER INFORMATION: SGLuON Beta porcine

<400> SEQUENCE: 69

-continued

atg gga gtc aaa gtt ctg ttt gcc ctg atc tgc atc gct gtg gcc gag Met Gly Val Lys Val Leu Phe Ala Leu Ile Cys Ile Ala Val Ala Glu 1 5 10 15	48
gcc aag ccc acc gag aac aac gaa gac ttc aac atc gtg gcc gtg gcc Ala Lys Pro Thr Glu Asn Asn Glu Asp Phe Asn Ile Val Ala Val Ala 20 25 30	96
agc aac ttt gcg acc acg gat ctc gat gct gac cga ggg aag ttg ccc Ser Asn Phe Ala Thr Thr Asp Leu Asp Ala Asp Arg Gly Lys Leu Pro 35 40 45	144
ggc aag aag ctg ccg ctg gag gtg ctc aaa gag atg gaa gcc aat gcc Gly Lys Lys Leu Pro Leu Glu Val Leu Lys Glu Met Glu Ala Asn Ala 50 55 60	192
cgg aaa gct ggc tgc acc agg ggc tgt ctg atc tgc ctg tcc cac atc Arg Lys Ala Gly Cys Thr Arg Gly Cys Leu Ile Cys Leu Ser His Ile 65 70 75 80	240
aag tgc acg ccc aag atg aag aag tgg ctc cca gga cgc tgc cac acc Lys Cys Thr Pro Lys Met Lys Lys Trp Leu Pro Gly Arg Cys His Thr 85 90 95	288
tac gaa ggc gac aaa gag tcc gca cag ggc ggc ata ggc gag gcg atc Tyr Glu Gly Asp Lys Glu Ser Ala Gln Gly Gly Ile Gly Glu Ala Ile 100 105 110	336
gtc gat att cct gag att cct ggg ttc aag gac ttg gag cca atg gag Val Asp Ile Pro Glu Ile Pro Gly Phe Lys Asp Leu Glu Pro Met Glu 115 120 125	384
cag ttc atc gca cag gtc gat ctg tgt gtg gac tgc aca act ggc tgc Gln Phe Ile Ala Gln Val Asp Leu Cys Val Asp Cys Thr Thr Gly Cys 130 135 140	432
ctc aaa ggg ctt gcc aac gtg cag tgt tct gac ctg ctc aag aag tgg Leu Lys Gly Leu Ala Asn Val Gln Cys Ser Asp Leu Leu Lys Lys Trp 145 150 155 160	480
ctg ccg caa cgc tgt gcg acc ttt gcc agc aag atc cag ggc cag gtg Leu Pro Gln Arg Cys Ala Thr Phe Ala Ser Lys Ile Gln Gly Gln Val 165 170 175	528
gac aag atc aag ggg gcc ggt ggt gac ggg ccc ggg atg agc tat gat Asp Lys Ile Lys Gly Ala Gly Gly Asp Gly Pro Gly Met Ser Tyr Asp 180 185 190	576
gtg ctt cga tac caa caa agg agc agc aat ttg gca tgt cag aag ctc Val Leu Arg Tyr Gln Gln Arg Ser Ser Asn Leu Ala Cys Gln Lys Leu 195 200 205	624
ctg gga cag ttg cct ggg act cct caa tat tgc ctc gaa gat agg atg Leu Gly Gln Leu Pro Gly Thr Pro Gln Tyr Cys Leu Glu Asp Arg Met 210 215 220	672
aac ttt gag gtc cct gag gag att atg caa cca cca caa ttc cag aag Asn Phe Glu Val Pro Glu Glu Ile Met Gln Pro Pro Gln Phe Gln Lys 225 230 235 240	720
gaa gat gca gta ttg att atc cac gag atg ctc cag cag atc ttc ggc Glu Asp Ala Val Leu Ile Ile His Glu Met Leu Gln Gln Ile Phe Gly 245 250 255	768
att ctc aga aga aat ttc tct agc act ggc tgg aat gaa acc gtc att Ile Leu Arg Arg Asn Phe Ser Ser Thr Gly Trp Asn Glu Thr Val Ile 260 265 270	816
aag act atc ctt gtg gaa ctt gat ggg cag atg gat gac ctg gag aca Lys Thr Ile Leu Val Glu Leu Asp Gly Gln Met Asp Asp Leu Glu Thr 275 280 285	864
atc ctg gag gaa atc atg gag gag gaa aat ttc ccc agg gga gac atg Ile Leu Glu Glu Ile Met Glu Glu Glu Asn Phe Pro Arg Gly Asp Met 290 295 300	912
acc att ctt cac ctg aag aaa tat tac ttg agc att ctg cag tac ctg Thr Ile Leu His Leu Lys Lys Tyr Tyr Leu Ser Ile Leu Gln Tyr Leu 960	

-continued

305	310	315	320	
aag tcc aag gag tac aga agc tgt gcc tgg aca gtc gtc caa gtg gaa				1008
Lys Ser Lys Glu Tyr Arg Ser Cys Ala Trp Thr Val Val Gln Val Glu	325	330	335	
atc ctc agg aac ttt tct ttc ctt aac aga ctt aca gat tac ctc cgg				1056
Ile Leu Arg Asn Phe Ser Phe Leu Asn Arg Leu Thr Asp Tyr Leu Arg	340	345	350	
aac tga				1062
Asn				

<210> SEQ ID NO 70
 <211> LENGTH: 353
 <212> TYPE: PRT
 <213> ORGANISM: Sus scrofa

<400> SEQUENCE: 70

Met Gly Val Lys Val Leu Phe Ala Leu Ile Cys Ile Ala Val Ala Glu	1	5	10	15
Ala Lys Pro Thr Glu Asn Asn Glu Asp Phe Asn Ile Val Ala Val Ala	20	25	30	
Ser Asn Phe Ala Thr Thr Asp Leu Asp Ala Asp Arg Gly Lys Leu Pro	35	40	45	
Gly Lys Lys Leu Pro Leu Glu Val Leu Lys Glu Met Glu Ala Asn Ala	50	55	60	
Arg Lys Ala Gly Cys Thr Arg Gly Cys Leu Ile Cys Leu Ser His Ile	65	70	75	80
Lys Cys Thr Pro Lys Met Lys Lys Trp Leu Pro Gly Arg Cys His Thr	85	90	95	
Tyr Glu Gly Asp Lys Glu Ser Ala Gln Gly Gly Ile Gly Glu Ala Ile	100	105	110	
Val Asp Ile Pro Glu Ile Pro Gly Phe Lys Asp Leu Glu Pro Met Glu	115	120	125	
Gln Phe Ile Ala Gln Val Asp Leu Cys Val Asp Cys Thr Thr Gly Cys	130	135	140	
Leu Lys Gly Leu Ala Asn Val Gln Cys Ser Asp Leu Leu Lys Lys Trp	145	150	155	160
Leu Pro Gln Arg Cys Ala Thr Phe Ala Ser Lys Ile Gln Gly Gln Val	165	170	175	
Asp Lys Ile Lys Gly Ala Gly Gly Asp Gly Pro Gly Met Ser Tyr Asp	180	185	190	
Val Leu Arg Tyr Gln Gln Arg Ser Ser Asn Leu Ala Cys Gln Lys Leu	195	200	205	
Leu Gly Gln Leu Pro Gly Thr Pro Gln Tyr Cys Leu Glu Asp Arg Met	210	215	220	
Asn Phe Glu Val Pro Glu Glu Ile Met Gln Pro Pro Gln Phe Gln Lys	225	230	235	240
Glu Asp Ala Val Leu Ile Ile His Glu Met Leu Gln Gln Ile Phe Gly	245	250	255	
Ile Leu Arg Arg Asn Phe Ser Ser Thr Gly Trp Asn Glu Thr Val Ile	260	265	270	
Lys Thr Ile Leu Val Glu Leu Asp Gly Gln Met Asp Asp Leu Glu Thr	275	280	285	
Ile Leu Glu Glu Ile Met Glu Glu Glu Asn Phe Pro Arg Gly Asp Met	290	295	300	
Thr Ile Leu His Leu Lys Lys Tyr Tyr Leu Ser Ile Leu Gln Tyr Leu				

-continued

305	310	315	320	
Lys Ser Lys Glu Tyr Arg Ser Cys Ala Trp Thr Val Val Gln Val Glu				
	325	330	335	
Ile Leu Arg Asn Phe Ser Phe Leu Asn Arg Leu Thr Asp Tyr Leu Arg				
	340	345	350	
Asn				
<210> SEQ ID NO 71				
<211> LENGTH: 501				
<212> TYPE: DNA				
<213> ORGANISM: Homo sapiens				
<220> FEATURE:				
<221> NAME/KEY: CDS				
<222> LOCATION: (1)..(501)				
<223> OTHER INFORMATION: Human Interferon Gamma				
<400> SEQUENCE: 71				
atg aaa tat aca agt tat atc ttg gct ttt cag ctc tgc atc gtt ttg				48
Met Lys Tyr Thr Ser Tyr Ile Leu Ala Phe Gln Leu Cys Ile Val Leu				
1 5 10 15				
ggt tct ctt ggc tgt tac tgc cag gac cca tat gta aaa gaa gca gaa				96
Gly Ser Leu Gly Cys Tyr Cys Gln Asp Pro Tyr Val Lys Glu Ala Glu				
20 25 30				
aac ctt aag aaa tat ttt aat gca ggt cat tca gat gta gcg gat aat				144
Asn Leu Lys Lys Tyr Phe Asn Ala Gly His Ser Asp Val Ala Asp Asn				
35 40 45				
gga act ctt ttc tta ggc att ttg aag aat tgg aaa gag gag agt gac				192
Gly Thr Leu Phe Leu Gly Ile Leu Lys Asn Trp Lys Glu Glu Ser Asp				
50 55 60				
aga aaa ata atg cag agc caa att gtc tcc ttt tac ttc aaa ctt ttt				240
Arg Lys Ile Met Gln Ser Gln Ile Val Ser Phe Tyr Phe Lys Leu Phe				
65 70 75 80				
aaa aac ttt aaa gat gac cag agc atc caa aag agt gtg gag acc atc				288
Lys Asn Phe Lys Asp Asp Gln Ser Ile Gln Lys Ser Val Glu Thr Ile				
85 90 95				
aag gaa gac atg aat gtc aag ttt ttc aat agc aac aaa aag aaa cga				336
Lys Glu Asp Met Asn Val Lys Phe Phe Asn Ser Asn Lys Lys Lys Arg				
100 105 110				
gat gac ttc gaa aag ctg act aat tat tcg gta act gac ttg aat gtc				384
Asp Asp Phe Glu Lys Leu Thr Asn Tyr Ser Val Thr Asp Phe Leu Asn Val				
115 120 125				
caa cgc aaa gca ata cat gaa ctc atc caa gtg atg gct gaa ctg tcg				432
Gln Arg Lys Ala Ile His Glu Leu Ile Gln Val Met Ala Glu Leu Ser				
130 135 140				
cca gca gct aaa aca ggg aag cga aaa agg agt cag atg ctg ttt cga				480
Pro Ala Ala Lys Thr Gly Lys Arg Lys Arg Ser Gln Met Leu Phe Arg				
145 150 155 160				
ggt cga aga gca tcc cag taa				501
Gly Arg Arg Ala Ser Gln				
165				
<210> SEQ ID NO 72				
<211> LENGTH: 166				
<212> TYPE: PRT				
<213> ORGANISM: Homo sapiens				
<400> SEQUENCE: 72				
Met Lys Tyr Thr Ser Tyr Ile Leu Ala Phe Gln Leu Cys Ile Val Leu				
1 5 10 15				
Gly Ser Leu Gly Cys Tyr Cys Gln Asp Pro Tyr Val Lys Glu Ala Glu				
20 25 30				

-continued

Asn Leu Lys Lys Tyr Phe Asn Ala Gly His Ser Asp Val Ala Asp Asn
 35 40 45
 Gly Thr Leu Phe Leu Gly Ile Leu Lys Asn Trp Lys Glu Glu Ser Asp
 50 55 60
 Arg Lys Ile Met Gln Ser Gln Ile Val Ser Phe Tyr Phe Lys Leu Phe
 65 70 75 80
 Lys Asn Phe Lys Asp Asp Gln Ser Ile Gln Lys Ser Val Glu Thr Ile
 85 90 95
 Lys Glu Asp Met Asn Val Lys Phe Phe Asn Ser Asn Lys Lys Lys Arg
 100 105 110
 Asp Asp Phe Glu Lys Leu Thr Asn Tyr Ser Val Thr Asp Leu Asn Val
 115 120 125
 Gln Arg Lys Ala Ile His Glu Leu Ile Gln Val Met Ala Glu Leu Ser
 130 135 140
 Pro Ala Ala Lys Thr Gly Lys Arg Lys Arg Ser Gln Met Leu Phe Arg
 145 150 155 160
 Gly Arg Arg Ala Ser Gln
 165

<210> SEQ ID NO 73
 <211> LENGTH: 987
 <212> TYPE: DNA
 <213> ORGANISM: Homo sapiens
 <220> FEATURE:
 <221> NAME/KEY: CDS
 <222> LOCATION: (1)..(987)
 <223> OTHER INFORMATION: Human GlucON Gamma

<400> SEQUENCE: 73

atg gga gtc aaa gtt ctg ttt gcc ctg atc tgc atc gct gtg gcc gag 48
 Met Gly Val Lys Val Leu Phe Ala Leu Ile Cys Ile Ala Val Ala Glu
 1 5 10 15
 gcc aag ccc acc gag aac aac gaa gac ttc aac atc gtg gcc gtg gcc 96
 Ala Lys Pro Thr Glu Asn Asn Glu Asp Phe Asn Ile Val Ala Val Ala
 20 25 30
 agc aac ttc gcg acc acg gat ctc gat gct gac cgc ggg aag ttg ccc 144
 Ser Asn Phe Ala Thr Thr Asp Leu Asp Ala Asp Arg Gly Lys Leu Pro
 35 40 45
 ggc aag aag ctg cgg ctg gag gtg ctc aaa gag atg gaa gcc aat gcc 192
 Gly Lys Lys Leu Pro Leu Glu Val Leu Lys Glu Met Glu Ala Asn Ala
 50 55 60
 cgg aaa gct ggc tgc acc agg ggc tgt ctg atc tgc ctg tcc cac atc 240
 Arg Lys Ala Gly Cys Thr Arg Gly Cys Leu Ile Cys Leu Ser His Ile
 65 70 75 80
 aag tgc acg ccc aag atg aag aag ttc atc cca gga cgc tgc cac acc 288
 Lys Cys Thr Pro Lys Met Lys Lys Phe Ile Pro Gly Arg Cys His Thr
 85 90 95
 tac gaa ggc gac aaa gag tcc gca cag ggc ggc ata ggc gag gcg atc 336
 Tyr Glu Gly Asp Lys Glu Ser Ala Gln Gly Gly Ile Gly Glu Ala Ile
 100 105 110
 gtc gac att cct gag att cct ggg ttc aag gac ttg gag ccc atg gag 384
 Val Asp Ile Pro Glu Ile Pro Gly Phe Lys Asp Leu Glu Pro Met Glu
 115 120 125
 cag ttc atc gca cag gtc gat ctg tgt gtg gac tgc aca act ggc tgc 432
 Gln Phe Ile Ala Gln Val Asp Leu Cys Val Asp Cys Thr Thr Gly Cys
 130 135 140
 ctc aaa ggg ctt gcc aac gtg cag tgt tct gac ctg ctc aag aag tgg 480
 Leu Lys Gly Leu Ala Asn Val Gln Cys Ser Asp Leu Leu Lys Lys Trp
 145 150 155 160

-continued

```

ctg ccg caa cgc tgt gcg acc ttt gcc agc aag atc cag ggc cag gtg      528
Leu Pro Gln Arg Cys Ala Thr Phe Ala Ser Lys Ile Gln Gly Gln Val
      165                      170                      175

gac aag atc aag ggg gcc ggt ggt gac cag gac cca tat gta aaa gaa      576
Asp Lys Ile Lys Gly Ala Gly Gly Asp Gln Asp Pro Tyr Val Lys Glu
      180                      185                      190

gca gaa aac ctt aag aaa tat ttt aat gca ggt cat tca gat gta gcg      624
Ala Glu Asn Leu Lys Lys Tyr Phe Asn Ala Gly His Ser Asp Val Ala
      195                      200                      205

gat aat gga act ctt ttc tta ggc att ttg aag aat tgg aaa gag gag      672
Asp Asn Gly Thr Leu Phe Leu Gly Ile Leu Lys Asn Trp Lys Glu Glu
      210                      215                      220

agt gac aga aaa ata atg cag agc caa att gtc tcc ttt tac ttc aaa      720
Ser Asp Arg Lys Ile Met Gln Ser Gln Ile Val Ser Phe Tyr Phe Lys
      225                      230                      235

ctt ttt aaa aac ttt aaa gat gac cag agc atc caa aag agt gtg gag      768
Leu Phe Lys Asn Phe Lys Asp Asp Gln Ser Ile Gln Lys Ser Val Glu
      245                      250                      255

acc atc aag gaa gac atg aat gtc aag ttt ttc aat agc aac aaa aag      816
Thr Ile Lys Glu Asp Met Asn Val Lys Phe Phe Asn Ser Asn Lys Lys
      260                      265                      270

aaa cga gat gac ttc gaa aag ctg act aat tat tcg gta act gac ttg      864
Lys Arg Asp Asp Phe Glu Lys Leu Thr Asn Tyr Ser Val Thr Asp Leu
      275                      280                      285

aat gtc caa cgc aaa gca ata cat gaa ctc atc caa gtg atg gct gaa      912
Asn Val Gln Arg Lys Ala Ile His Glu Leu Ile Gln Val Met Ala Glu
      290                      295                      300

ctg tcg cca gca gct aaa aca ggg aag cga aaa agg agt cag atg ctg      960
Leu Ser Pro Ala Ala Lys Thr Gly Lys Arg Lys Arg Ser Gln Met Leu
      305                      310                      315                      320

ttt cga ggt cga aga gca tcc cag taa      987
Phe Arg Gly Arg Arg Ala Ser Gln
      325

```

<210> SEQ ID NO 74

<211> LENGTH: 328

<212> TYPE: PRT

<213> ORGANISM: Homo sapiens

<400> SEQUENCE: 74

```

Met Gly Val Lys Val Leu Phe Ala Leu Ile Cys Ile Ala Val Ala Glu
 1          5          10          15

Ala Lys Pro Thr Glu Asn Asn Glu Asp Phe Asn Ile Val Ala Val Ala
 20          25          30

Ser Asn Phe Ala Thr Thr Asp Leu Asp Ala Asp Arg Gly Lys Leu Pro
 35          40          45

Gly Lys Lys Leu Pro Leu Glu Val Leu Lys Glu Met Glu Ala Asn Ala
 50          55          60

Arg Lys Ala Gly Cys Thr Arg Gly Cys Leu Ile Cys Leu Ser His Ile
 65          70          75          80

Lys Cys Thr Pro Lys Met Lys Lys Phe Ile Pro Gly Arg Cys His Thr
 85          90          95

Tyr Glu Gly Asp Lys Glu Ser Ala Gln Gly Gly Ile Gly Glu Ala Ile
 100         105         110

Val Asp Ile Pro Glu Ile Pro Gly Phe Lys Asp Leu Glu Pro Met Glu
 115         120         125

Gln Phe Ile Ala Gln Val Asp Leu Cys Val Asp Cys Thr Thr Gly Cys
 130         135         140

```

-continued

Leu Lys Gly Leu Ala Asn Val Gln Cys Ser Asp Leu Leu Lys Lys Trp
 145 150 155 160
 Leu Pro Gln Arg Cys Ala Thr Phe Ala Ser Lys Ile Gln Gly Gln Val
 165 170 175
 Asp Lys Ile Lys Gly Ala Gly Gly Asp Gln Asp Pro Tyr Val Lys Glu
 180 185 190
 Ala Glu Asn Leu Lys Lys Tyr Phe Asn Ala Gly His Ser Asp Val Ala
 195 200 205
 Asp Asn Gly Thr Leu Phe Leu Gly Ile Leu Lys Asn Trp Lys Glu Glu
 210 215 220
 Ser Asp Arg Lys Ile Met Gln Ser Gln Ile Val Ser Phe Tyr Phe Lys
 225 230 235 240
 Leu Phe Lys Asn Phe Lys Asp Asp Gln Ser Ile Gln Lys Ser Val Glu
 245 250 255
 Thr Ile Lys Glu Asp Met Asn Val Lys Phe Phe Asn Ser Asn Lys Lys
 260 265 270
 Lys Arg Asp Asp Phe Glu Lys Leu Thr Asn Tyr Ser Val Thr Asp Leu
 275 280 285
 Asn Val Gln Arg Lys Ala Ile His Glu Leu Ile Gln Val Met Ala Glu
 290 295 300
 Leu Ser Pro Ala Ala Lys Thr Gly Lys Arg Lys Arg Ser Gln Met Leu
 305 310 315 320
 Phe Arg Gly Arg Arg Ala Ser Gln
 325

<210> SEQ ID NO 75
 <211> LENGTH: 501
 <212> TYPE: DNA
 <213> ORGANISM: Bos taurus
 <220> FEATURE:
 <221> NAME/KEY: CDS
 <222> LOCATION: (1)..(501)
 <223> OTHER INFORMATION: 75)Bovine Interferon Gamma

<400> SEQUENCE: 75

atg aaa tat aca agc tat ttc tta gct tta ctg ctc tgt ggg ctt ttg 48
 Met Lys Tyr Thr Ser Tyr Phe Leu Ala Leu Leu Leu Cys Gly Leu Leu
 1 5 10 15
 ggt ttt tct ggt tct tat ggc cag ggc caa ttt ttt aga gaa ata gaa 96
 Gly Phe Ser Gly Ser Tyr Gly Gln Gly Gln Phe Phe Arg Glu Ile Glu
 20 25 30
 aac tta aag gag tat ttt aat gca agt agc cca gat gta gct aag ggt 144
 Asn Leu Lys Glu Tyr Phe Asn Ala Ser Ser Pro Asp Val Ala Lys Gly
 35 40 45
 ggg cct ctc ttc tca gaa att ttg aag aat tgg aaa gat gaa agt gac 192
 Gly Pro Leu Phe Ser Glu Ile Leu Lys Asn Trp Lys Asp Glu Ser Asp
 50 55 60
 aaa aaa att att cag agc caa att gtc tcc ttc tac ttc aaa ctc ttt 240
 Lys Lys Ile Ile Gln Ser Gln Ile Val Ser Phe Tyr Phe Lys Leu Phe
 65 70 75 80
 gaa aac ctc aaa gat aac cag gtc att caa agg agc atg gat atc atc 288
 Glu Asn Leu Lys Asp Asn Gln Val Ile Gln Arg Ser Met Asp Ile Ile
 85 90 95
 aag caa gac atg ttt cag aag ttc ttg aat ggc agc tct gag aaa ctg 336
 Lys Gln Asp Met Phe Gln Lys Phe Leu Asn Gly Ser Ser Glu Lys Leu
 100 105 110
 gag gac ttc aaa aag ctg att caa att ccg gtg gat gat ctg cag atc 384
 Glu Asp Phe Lys Lys Leu Ile Gln Ile Pro Val Asp Asp Leu Gln Ile

-continued

115	120	125	
cag cgc aaa gcc ata aat	gaa ctc atc aaa gtg atg aat gac ctg tca		432
Gln Arg Lys Ala Ile Asn	Glu Leu Ile Lys Val Met Asn Asp Leu Ser		
130	135	140	
cca aaa tct aac ctc aga aag cgg aag aga agt cag aat ctc ttt cga			480
Pro Lys Ser Asn Leu Arg	Lys Arg Lys Arg Ser Gln Asn Leu Phe Arg		
145	150	155	160
ggc cgg aga gca tca acg taa			501
Gly Arg Arg Ala Ser Thr			
	165		
<p><210> SEQ ID NO 76 <211> LENGTH: 166 <212> TYPE: PRT <213> ORGANISM: Bos taurus</p>			
<400> SEQUENCE: 76			
Met Lys Tyr Thr Ser Tyr Phe Leu Ala Leu Leu Leu Cys Gly Leu Leu			
1	5	10	15
Gly Phe Ser Gly Ser Tyr Gly Gln Gly Gln Phe Phe Arg Glu Ile Glu			
	20	25	30
Asn Leu Lys Glu Tyr Phe Asn Ala Ser Ser Pro Asp Val Ala Lys Gly			
	35	40	45
Gly Pro Leu Phe Ser Glu Ile Leu Lys Asn Trp Lys Asp Glu Ser Asp			
	50	55	60
Lys Lys Ile Ile Gln Ser Gln Ile Val Ser Phe Tyr Phe Lys Leu Phe			
	65	70	75
Glu Asn Leu Lys Asp Asn Gln Val Ile Gln Arg Ser Met Asp Ile Ile			
	85	90	95
Lys Gln Asp Met Phe Gln Lys Phe Leu Asn Gly Ser Ser Glu Lys Leu			
	100	105	110
Glu Asp Phe Lys Lys Leu Ile Gln Ile Pro Val Asp Asp Leu Gln Ile			
	115	120	125
Gln Arg Lys Ala Ile Asn Glu Leu Ile Lys Val Met Asn Asp Leu Ser			
	130	135	140
Pro Lys Ser Asn Leu Arg Lys Arg Lys Arg Ser Gln Asn Leu Phe Arg			
	145	150	155
Gly Arg Arg Ala Ser Thr			
	165		
<p><210> SEQ ID NO 77 <211> LENGTH: 993 <212> TYPE: DNA <213> ORGANISM: Bos taurus <220> FEATURE: <221> NAME/KEY: CDS <222> LOCATION: (1)..(993) <223> OTHER INFORMATION: Bovine GluCON Gamma</p>			
<400> SEQUENCE: 77			
atg gga gtc aaa gtt ctg ttt gcc ctg atc tgc atc gct gtg gcc gag			48
Met Gly Val Lys Val Leu Phe Ala Leu Ile Cys Ile Ala Val Ala Glu			
1	5	10	15
gcc aag ccc acc gag aac aac gaa gac ttc aac atc gtg gcc gtg gcc			96
Ala Lys Pro Thr Glu Asn Asn Glu Asp Phe Asn Ile Val Ala Val Ala			
	20	25	30
agc aac ttc cgc acc acg gat ctc gat gct gac cgc ggg aag ttg ccc			144
Ser Asn Phe Ala Thr Thr Asp Leu Asp Ala Asp Arg Gly Lys Leu Pro			
	35	40	45

-continued

ggc aag aag ctg ccg ctg gag gtg ctc aaa gag atg gaa gcc aat gcc Gly Lys Lys Leu Pro Leu Glu Val Leu Lys Glu Met Glu Ala Asn Ala 50 55 60	192
cgg aaa gct ggc tgc acc agg ggc tgt ctg atc tgc ctg tcc cac atc Arg Lys Ala Gly Cys Thr Arg Gly Cys Leu Ile Cys Leu Ser His Ile 65 70 75 80	240
aag tgc acg ccc aag atg aag aag ttc atc cca gga cgc tgc cac acc Lys Cys Thr Pro Met Lys Lys Phe Ile Pro Gly Arg Cys His Thr 85 90 95	288
tac gaa ggc gac aaa gag tcc gca cag ggc ggc ata ggc gag gcg atc Tyr Glu Gly Asp Lys Glu Ser Ala Gln Gly Gly Ile Gly Glu Ala Ile 100 105 110	336
gtt gac att cct gag att cct ggg ttc aag gac ttg gag ccc atg gag Val Asp Ile Pro Glu Ile Pro Gly Phe Lys Asp Leu Glu Pro Met Glu 115 120 125	384
cag ttc atc gca cag gtc gat ctg tgt gtg gac tgc aca act ggc tgc Gln Phe Ile Ala Gln Val Asp Leu Cys Val Asp Cys Thr Thr Gly Cys 130 135 140	432
ctc aaa ggg ctt gcc aac gtg cag tgt tct gac ctg ctc aag aag tgg Leu Lys Gly Leu Ala Asn Val Gln Cys Ser Asp Leu Leu Lys Lys Trp 145 150 155 160	480
ctg ccg caa cgc tgt gcg acc ttt gcc agc aag atc cag ggc cag gtg Leu Pro Gln Arg Cys Ala Thr Phe Ala Ser Lys Ile Gln Gly Gln Val 165 170 175	528
gac aag atc aag ggg gcc ggt ggt gac ggg ccc cag ggc caa ttt ttt Asp Lys Ile Lys Gly Ala Gly Gly Asp Gly Pro Gln Gly Gln Phe Phe 180 185 190	576
aga gaa ata gaa aac tta aag gag tat ttt aat gca agt agc cca gat Arg Glu Ile Glu Asn Leu Lys Glu Tyr Phe Asn Ala Ser Ser Pro Asp 195 200 205	624
gta gct aag ggt ggg cct ctc ttc tca gaa att ttg aag aat tgg aaa Val Ala Lys Gly Gly Pro Leu Phe Ser Glu Ile Leu Lys Asn Trp Lys 210 215 220	672
gat gaa agt gac aaa aaa att att cag agc caa att gtc tcc ttc tac Asp Glu Ser Asp Lys Lys Ile Ile Gln Ser Gln Ile Val Ser Phe Tyr 225 230 235 240	720
ttc aaa ctc ttt gaa aac ctc aaa gat aac cag gtc att caa agg agc Phe Lys Leu Phe Glu Asn Leu Lys Asp Asn Gln Val Ile Gln Arg Ser 245 250 255	768
atg gat ata atc aag caa gac atg ttt cag aag ttc ttg aat ggc agc Met Asp Ile Ile Lys Gln Asp Met Phe Gln Lys Phe Leu Asn Gly Ser 260 265 270	816
tct gag aaa ctg gag gac ttc aaa aag ctg att caa att ccg gtg gat Ser Glu Lys Leu Glu Asp Phe Lys Lys Leu Ile Gln Ile Pro Val Asp 275 280 285	864
gat ctc cag atc cag cgc aaa gcc ata aat gaa ctc atc aaa gtg atg Asp Leu Gln Ile Gln Arg Lys Ala Ile Asn Glu Leu Ile Lys Val Met 290 295 300	912
aat gac ctg tca cca aaa tct aac ctc aga aag cgg aag aga agt cag Asn Asp Leu Ser Pro Lys Ser Asn Leu Arg Lys Arg Lys Arg Ser Gln 305 310 315 320	960
aat ctc ttt cga ggc cgg aga gca tca acg taa Asn Leu Phe Arg Gly Arg Arg Ala Ser Thr 325 330	993

<210> SEQ ID NO 78

<211> LENGTH: 330

<212> TYPE: PRT

<213> ORGANISM: Bos taurus

<400> SEQUENCE: 78

-continued

```

Met Gly Val Lys Val Leu Phe Ala Leu Ile Cys Ile Ala Val Ala Glu
 1          5          10          15
Ala Lys Pro Thr Glu Asn Asn Glu Asp Phe Asn Ile Val Ala Val Ala
 20          25          30
Ser Asn Phe Ala Thr Thr Asp Leu Asp Ala Asp Arg Gly Lys Leu Pro
 35          40          45
Gly Lys Lys Leu Pro Leu Glu Val Leu Lys Glu Met Glu Ala Asn Ala
 50          55          60
Arg Lys Ala Gly Cys Thr Arg Gly Cys Leu Ile Cys Leu Ser His Ile
 65          70          75          80
Lys Cys Thr Pro Lys Met Lys Lys Phe Ile Pro Gly Arg Cys His Thr
 85          90          95
Tyr Glu Gly Asp Lys Glu Ser Ala Gln Gly Gly Ile Gly Glu Ala Ile
 100         105         110
Val Asp Ile Pro Glu Ile Pro Gly Phe Lys Asp Leu Glu Pro Met Glu
 115         120         125
Gln Phe Ile Ala Gln Val Asp Leu Cys Val Asp Cys Thr Thr Gly Cys
 130         135         140
Leu Lys Gly Leu Ala Asn Val Gln Cys Ser Asp Leu Leu Lys Lys Trp
 145         150         155         160
Leu Pro Gln Arg Cys Ala Thr Phe Ala Ser Lys Ile Gln Gly Gln Val
 165         170         175
Asp Lys Ile Lys Gly Ala Gly Gly Asp Gly Pro Gln Gly Gln Phe Phe
 180         185         190
Arg Glu Ile Glu Asn Leu Lys Glu Tyr Phe Asn Ala Ser Ser Pro Asp
 195         200         205
Val Ala Lys Gly Gly Pro Leu Phe Ser Glu Ile Leu Lys Asn Trp Lys
 210         215         220
Asp Glu Ser Asp Lys Lys Ile Ile Gln Ser Gln Ile Val Ser Phe Tyr
 225         230         235         240
Phe Lys Leu Phe Glu Asn Leu Lys Asp Asn Gln Val Ile Gln Arg Ser
 245         250         255
Met Asp Ile Ile Lys Gln Asp Met Phe Gln Lys Phe Leu Asn Gly Ser
 260         265         270
Ser Glu Lys Leu Glu Asp Phe Lys Lys Leu Ile Gln Ile Pro Val Asp
 275         280         285
Asp Leu Gln Ile Gln Arg Lys Ala Ile Asn Glu Leu Ile Lys Val Met
 290         295         300
Asn Asp Leu Ser Pro Lys Ser Asn Leu Arg Lys Arg Lys Arg Ser Gln
 305         310         315         320
Asn Leu Phe Arg Gly Arg Arg Ala Ser Thr
 325         330

```

```

<210> SEQ ID NO 79
<211> LENGTH: 501
<212> TYPE: DNA
<213> ORGANISM: Sus scrofa
<220> FEATURE:
<221> NAME/KEY: CDS
<222> LOCATION: (1)..(501)
<223> OTHER INFORMATION: Porcine Interferon Gamma

```

```

<400> SEQUENCE: 79

```

```

atg agt tat aca act tat ttc tta gct ttt cag ctt tgc gtg act ttg
Met Ser Tyr Thr Thr Tyr Phe Leu Ala Phe Gln Leu Cys Val Thr Leu
 1          5          10          15

```


-continued

Gly Gln Arg Ala Ser Lys
165

<210> SEQ ID NO 81
<211> LENGTH: 987
<212> TYPE: DNA
<213> ORGANISM: Sus scrofa
<220> FEATURE:
<221> NAME/KEY: CDS
<222> LOCATION: (1)..(987)
<223> OTHER INFORMATION: Porcine GLUCON Gamma

<400> SEQUENCE: 81

atg gga gtc aaa gtt ctg ttt gcc ctg atc tgc atc gct gtg gcc gag	48
Met Gly Val Lys Val Leu Phe Ala Leu Ile Cys Ile Ala Val Ala Glu	
1 5 10 15	
gcc aag ccc acc gag aac aac gaa gac ttc aac atc gtg gcc gtg gcc	96
Ala Lys Pro Thr Glu Asn Asn Glu Asp Phe Asn Ile Val Ala Val Ala	
20 25 30	
agc aac ttc gcg acc acg gat ctc gat gct gac cgc ggg aag ttg ccc	144
Ser Asn Phe Ala Thr Thr Asp Leu Asp Ala Asp Arg Gly Lys Leu Pro	
35 40 45	
ggc aag aag ctg ccg ctg gag gtg ctc aaa gag atg gaa gcc aat gcc	192
Gly Lys Lys Leu Pro Leu Glu Val Leu Lys Glu Met Glu Ala Asn Ala	
50 55 60	
cgg aaa gct ggc tgc acc agg ggc tgt ctg atc tgc ctg tcc cac atc	240
Arg Lys Ala Gly Cys Thr Arg Gly Cys Leu Ile Cys Leu Ser His Ile	
65 70 75 80	
aag tgc acg ccc aag atg aag aag ttc atc cca gga cgc tgc cac acc	288
Lys Cys Thr Pro Lys Lys Met Lys Lys Phe Ile Pro Gly Arg Cys His Thr	
85 90 95	
tac gaa ggc gac aaa gag tcc gca cag ggc ggc ata ggc gag gcg atc	336
Tyr Glu Gly Asp Lys Glu Ser Ala Gln Gly Gly Ile Gly Glu Ala Ile	
100 105 110	
gtc gac att cct gag att cct ggg ttc aag gac ttg gag ccc atg gag	384
Val Asp Ile Pro Glu Ile Pro Gly Phe Lys Asp Leu Glu Pro Met Glu	
115 120 125	
cag ttc atc gca cag gtc gat ctg tgt gtg gac tgc aca act ggc tgc	432
Gln Phe Ile Ala Gln Val Asp Leu Cys Val Asp Cys Thr Thr Gly Cys	
130 135 140	
ctc aaa ggg ctt gcc aac gtg cag tgt tct gac ctg ctc aag aag tgg	480
Leu Lys Gly Leu Ala Asn Val Gln Cys Ser Asp Leu Leu Lys Lys Trp	
145 150 155 160	
ctg ccg caa cgc tgt gcg acc ttt gcc agc aag atc cag ggc cag gtg	528
Leu Pro Gln Arg Cys Ala Thr Phe Ala Ser Lys Ile Gln Gly Gln Val	
165 170 175	
gac aag atc aag ggg gcc ggt ggt gac cag gcg ccc ttt ttt aaa gaa	576
Asp Lys Ile Lys Gly Ala Gly Gly Asp Gln Ala Pro Phe Phe Lys Glu	
180 185 190	
ata acg atc cta aag gac tat ttt aat gca agt acc tca gat gta cct	624
Ile Thr Ile Leu Lys Asp Tyr Phe Asn Ala Ser Thr Ser Asp Val Pro	
195 200 205	
aat ggt gga cct ctt ttc tta gaa att ttg aag aat tgg aaa gag gag	672
Asn Gly Gly Pro Leu Phe Leu Glu Ile Leu Lys Asn Trp Lys Glu Glu	
210 215 220	
agt gac aaa aaa ata att cag agc caa att gtc tcc ttc tac ttc aaa	720
Ser Asp Lys Lys Ile Ile Gln Ser Gln Ile Val Ser Phe Tyr Phe Lys	
225 230 235 240	
ttc ttt gaa atc ttc aaa gat aac cag gcc att caa agg agc atg gat	768
Phe Phe Glu Ile Phe Lys Asp Asn Gln Ala Ile Gln Arg Ser Met Asp	
245 250 255	

-continued

```

gtg atc aag caa gac atg ttt cag agg ttc cta aat ggt agc tct ggg      816
Val Ile Lys Gln Asp Met Phe Gln Arg Phe Leu Asn Gly Ser Ser Gly
                260                265                270

aaa ctg aat gac ttc gaa aag ctg att aaa att ccg gta gat aat ctg      864
Lys Leu Asn Asp Phe Glu Lys Leu Ile Lys Ile Pro Val Asp Asn Leu
                275                280                285

cag atc cag cgc aaa gcc atc agt gaa ctc atc aaa gtg atg aat gat      912
Gln Ile Gln Arg Lys Ala Ile Ser Glu Leu Ile Lys Val Met Asn Asp
                290                295                300

ctg tca cca aga tct aac cta aga aag cgg aag aga agt cag act atg      960
Leu Ser Pro Arg Ser Asn Leu Arg Lys Arg Lys Arg Ser Gln Thr Met
305                310                315                320

ttc caa ggc cag aga gca tca aaa taa      987
Phe Gln Gly Gln Arg Ala Ser Lys
                325

```

```

<210> SEQ ID NO 82
<211> LENGTH: 328
<212> TYPE: PRT
<213> ORGANISM: Sus scrofa

```

```

<400> SEQUENCE: 82

```

```

Met Gly Val Lys Val Leu Phe Ala Leu Ile Cys Ile Ala Val Ala Glu
1                5                10                15

Ala Lys Pro Thr Glu Asn Asn Glu Asp Phe Asn Ile Val Ala Val Ala
                20                25                30

Ser Asn Phe Ala Thr Thr Asp Leu Asp Ala Asp Arg Gly Lys Leu Pro
35                40                45

Gly Lys Lys Leu Pro Leu Glu Val Leu Lys Glu Met Glu Ala Asn Ala
50                55                60

Arg Lys Ala Gly Cys Thr Arg Gly Cys Leu Ile Cys Leu Ser His Ile
65                70                75                80

Lys Cys Thr Pro Lys Met Lys Lys Phe Ile Pro Gly Arg Cys His Thr
85                90                95

Tyr Glu Gly Asp Lys Glu Ser Ala Gln Gly Gly Ile Gly Glu Ala Ile
100               105               110

Val Asp Ile Pro Glu Ile Pro Gly Phe Lys Asp Leu Glu Pro Met Glu
115               120               125

Gln Phe Ile Ala Gln Val Asp Leu Cys Val Asp Cys Thr Thr Gly Cys
130               135               140

Leu Lys Gly Leu Ala Asn Val Gln Cys Ser Asp Leu Leu Lys Lys Trp
145               150               155               160

Leu Pro Gln Arg Cys Ala Thr Phe Ala Ser Lys Ile Gln Gly Gln Val
165               170               175

Asp Lys Ile Lys Gly Ala Gly Gly Asp Gln Ala Pro Phe Phe Lys Glu
180               185               190

Ile Thr Ile Leu Lys Asp Tyr Phe Asn Ala Ser Thr Ser Asp Val Pro
195               200               205

Asn Gly Gly Pro Leu Phe Leu Glu Ile Leu Lys Asn Trp Lys Glu Glu
210               215               220

Ser Asp Lys Lys Ile Ile Gln Ser Gln Ile Val Ser Phe Tyr Phe Lys
225               230               235               240

Phe Phe Glu Ile Phe Lys Asp Asn Gln Ala Ile Gln Arg Ser Met Asp
245               250               255

Val Ile Lys Gln Asp Met Phe Gln Arg Phe Leu Asn Gly Ser Ser Gly
260               265               270

```

-continued

Lys Leu Asn Asp Phe Glu Lys Leu Ile Lys Ile Pro Val Asp Asn Leu
 275 280 285
 Gln Ile Gln Arg Lys Ala Ile Ser Glu Leu Ile Lys Val Met Asn Asp
 290 295 300
 Leu Ser Pro Arg Ser Asn Leu Arg Lys Arg Lys Arg Ser Gln Thr Met
 305 310 315 320
 Phe Gln Gly Gln Arg Ala Ser Lys
 325

<210> SEQ ID NO 83
 <211> LENGTH: 588
 <212> TYPE: DNA
 <213> ORGANISM: Bos taurus
 <220> FEATURE:
 <221> NAME/KEY: CDS
 <222> LOCATION: (1)..(588)
 <223> OTHER INFORMATION: Bovine Interferon Lambda IL29

<400> SEQUENCE: 83

atg gcc ccg ggc tgc acg ctg gtg ctg gtg ctg atg ctg acg acc gtg	48
Met Ala Pro Gly Cys Thr Leu Val Leu Val Leu Met Leu Thr Thr Val	
1 5 10 15	
gcg ctg agc agg aca gga gca gtt cct gtg ccc tct gcc ccc agg gcc	96
Ala Leu Ser Arg Thr Gly Ala Val Pro Val Pro Ser Ala Pro Arg Ala	
20 25 30	
ctc cca cct gcc agg ggc tgc cac gtg gcc cag ttc aag tct ctg tcc	144
Leu Pro Pro Ala Arg Gly Cys His Val Ala Gln Phe Lys Ser Leu Ser	
35 40 45	
cct caa gag ctg cag gcc ttc aag acg gcc agg gat gcc ttt gaa gac	192
Pro Gln Glu Leu Gln Ala Phe Lys Thr Ala Arg Asp Ala Phe Glu Asp	
50 55 60	
tcg ttc ttg cca aag gac tgg gac tgc agc acc cac ctt ttc ccc agg	240
Ser Phe Leu Pro Lys Asp Trp Asp Cys Ser Thr His Leu Phe Pro Arg	
65 70 75 80	
acc cgg gac ctg aag cac ctg cag gtg tgg gag cgc cct gtg gct ctg	288
Thr Arg Asp Leu Lys His Leu Gln Val Trp Glu Arg Pro Val Ala Leu	
85 90 95	
gag gca gag ctg gcc ctg aca ctg acg gtc ctg gag gcc atg gct aac	336
Glu Ala Glu Leu Ala Leu Thr Leu Thr Val Leu Glu Ala Met Ala Asn	
100 105 110	
tca tcc ctg ggc cac agc ctg gag cag ccc ctt ctc acg ctg cag aac	384
Ser Ser Leu Gly His Ser Leu Glu Gln Pro Leu Leu Thr Leu Gln Asn	
115 120 125	
atc cac tcc aag ctc cag gcc tgt gtc cca gct cag ccc aca gca agc	432
Ile His Ser Lys Leu Gln Ala Cys Val Pro Ala Gln Pro Thr Ala Ser	
130 135 140	
tcc agg ccc ccg ggc cgc ctc cac cac tgg ctg cac cgc ctc cag gag	480
Ser Arg Pro Arg Gly Arg Leu His His Trp Leu His Arg Leu Gln Glu	
145 150 155 160	
gcc cgg aag gag tcc cag gac tgc ctc gaa gcc tct gtg atg ttc aac	528
Ala Arg Lys Glu Ser Gln Asp Cys Leu Glu Ala Ser Val Met Phe Asn	
165 170 175	
ctc ctc cgc ctc ctc acc cgg gac ctg aaa tgt gtt gcc agc gga gac	576
Leu Leu Arg Leu Leu Thr Arg Asp Leu Lys Cys Val Ala Ser Gly Asp	
180 185 190	
cag tgt gtc tga	588
Gln Cys Val	
195	

<210> SEQ ID NO 84
 <211> LENGTH: 195

-continued

<212> TYPE: PRT

<213> ORGANISM: Bos taurus

<400> SEQUENCE: 84

```

Met Ala Pro Gly Cys Thr Leu Val Leu Val Leu Met Leu Thr Thr Val
1          5          10          15
Ala Leu Ser Arg Thr Gly Ala Val Pro Val Pro Ser Ala Pro Arg Ala
20          25          30
Leu Pro Pro Ala Arg Gly Cys His Val Ala Gln Phe Lys Ser Leu Ser
35          40          45
Pro Gln Glu Leu Gln Ala Phe Lys Thr Ala Arg Asp Ala Phe Glu Asp
50          55          60
Ser Phe Leu Pro Lys Asp Trp Asp Cys Ser Thr His Leu Phe Pro Arg
65          70          75          80
Thr Arg Asp Leu Lys His Leu Gln Val Trp Glu Arg Pro Val Ala Leu
85          90          95
Glu Ala Glu Leu Ala Leu Thr Leu Thr Val Leu Glu Ala Met Ala Asn
100         105         110
Ser Ser Leu Gly His Ser Leu Glu Gln Pro Leu Leu Thr Leu Gln Asn
115         120         125
Ile His Ser Lys Leu Gln Ala Cys Val Pro Ala Gln Pro Thr Ala Ser
130         135         140
Ser Arg Pro Arg Gly Arg Leu His His Trp Leu His Arg Leu Gln Glu
145         150         155         160
Ala Arg Lys Glu Ser Gln Asp Cys Leu Glu Ala Ser Val Met Phe Asn
165         170         175
Leu Leu Arg Leu Leu Thr Arg Asp Leu Lys Cys Val Ala Ser Gly Asp
180         185         190
Gln Cys Val
195

```

<210> SEQ ID NO 85

<211> LENGTH: 1092

<212> TYPE: DNA

<213> ORGANISM: Bos taurus

<220> FEATURE:

<221> NAME/KEY: CDS

<222> LOCATION: (1)..(1092)

<223> OTHER INFORMATION: Bovine GLuCON Lambda

<400> SEQUENCE: 85

```

atg gga gtc aaa gtt ctg ttt gcc ctg atc tgc atc gct gtg gcc gag      48
Met Gly Val Lys Val Leu Phe Ala Leu Ile Cys Ile Ala Val Ala Glu
1          5          10          15
gcc aag ccc acc gag aac aac gaa gac ttc aac atc gtg gcc gtg gcc      96
Ala Lys Pro Thr Glu Asn Asn Glu Asp Phe Asn Ile Val Ala Val Ala
20          25          30
agc aac ttc gcg acc acg gat ctc gat gct gac cgc ggg aag ttg ccc      144
Ser Asn Phe Ala Thr Thr Asp Leu Asp Ala Asp Arg Gly Lys Leu Pro
35          40          45
ggc aag aag ctg ccg ctg gag gtg ctc aaa gag atg gaa gcc aat gcc      192
Gly Lys Lys Leu Pro Leu Glu Val Leu Lys Glu Met Glu Ala Asn Ala
50          55          60
cgg aaa gct ggc tgc acc agg ggc tgt ctg atc tgc ctg tcc cac atc      240
Arg Lys Ala Gly Cys Thr Arg Gly Cys Leu Ile Cys Leu Ser His Ile
65          70          75          80
aag tgc acg ccc aag atg aag aag ttc atc cca gga cgc tgc cac acc      288
Lys Cys Thr Pro Lys Met Lys Lys Phe Ile Pro Gly Arg Cys His Thr
85          90          95

```


-continued

```

tac gaa ggc gac aaa gag tcc gca cag ggc ggc ata ggc gag gcg atc    336
Tyr Glu Gly Asp Lys Glu Ser Ala Gln Gly Gly Ile Gly Glu Ala Ile
      100                105                110

gtt gac att cct gag att cct ggg ttc aag gac ttg gag ccc atg gag    384
Val Asp Ile Pro Glu Ile Pro Gly Phe Lys Asp Leu Glu Pro Met Glu
      115                120                125

cag ttc atc gca cag gtc gat ctg tgt gtg gac tgc aca act ggc tgc    432
Gln Phe Ile Ala Gln Val Asp Leu Cys Val Asp Cys Thr Thr Gly Cys
      130                135                140

ctc aaa ggg ctt gcc aac gtg cag tgt tct gac ctg ctc aag aag tgg    480
Leu Lys Gly Leu Ala Asn Val Gln Cys Ser Asp Leu Leu Lys Lys Trp
      145                150                155                160

ctg ccg caa cgc tgt gcg acc ttt gcc agc aag atc cag ggc cag gtg    528
Leu Pro Gln Arg Cys Ala Thr Phe Ala Ser Lys Ile Gln Gly Gln Val
      165                170                175

gac aag atc aag ggg gcc ggt ggt gac ggg ccc agg aca gga gca gtt    576
Asp Lys Ile Lys Gly Ala Gly Gly Asp Gly Pro Arg Thr Gly Ala Val
      180                185                190

cct gtg ccc tct gcc ccc agg gca ctc cca cct gcc agg ggc tgc cac    624
Pro Val Pro Ser Ala Pro Arg Ala Leu Pro Pro Ala Arg Gly Cys His
      195                200                205

gtg gcc cag ttc aag tct ctg tcc cct caa gag ctg caa gcc ttc aag    672
Val Ala Gln Phe Lys Ser Leu Ser Pro Gln Glu Leu Gln Ala Phe Lys
      210                215                220

acg gcc agg gat gcc ttt gaa gac tcg ttc ttg ccg aag gac tgg gac    720
Thr Ala Arg Asp Ala Phe Glu Asp Ser Phe Leu Pro Lys Asp Trp Asp
      225                230                235                240

tgt agc acc cac ctt ttc ccc agg aca cga gac ctg aag cac ctg caa    768
Cys Ser Thr His Leu Phe Pro Arg Thr Arg Asp Leu Lys His Leu Gln
      245                250                255

gtg tgg gag cgc cct gtg gct ctg gag gca gag ctg gcc ctg aca ctg    816
Val Trp Glu Arg Pro Val Ala Leu Glu Ala Glu Leu Ala Leu Thr Leu
      260                265                270

acg gtc ctg gag gca atg gct aac tca tcc ctg ggc cac agc ctg gag    864
Thr Val Leu Glu Ala Met Ala Asn Ser Ser Leu Gly His Ser Leu Glu
      275                280                285

cag ccc ctt ctc acg ctg caa aac atc cac tcc aag ctc cag gcc tgt    912
Gln Pro Leu Leu Thr Leu Gln Asn Ile His Ser Lys Leu Gln Ala Cys
      290                295                300

gtc cca gct cag ccc aca gca agc tcc aga ccc cga ggc cgc ctc cac    960
Val Pro Ala Gln Pro Thr Ala Ser Ser Arg Pro Arg Gly Arg Leu His
      305                310                315                320

cac tgg ctg cac cgc ctc caa gag gcc cgg aag gag tcc cag gac tgc    1008
His Trp Leu His Arg Leu Gln Glu Ala Arg Lys Glu Ser Gln Asp Cys
      325                330                335

ctc gaa gcc tet gtg atg ttc aac ctc ctc cgc ctc ctc acc cga gac    1056
Leu Glu Ala Ser Val Met Phe Asn Leu Leu Arg Leu Leu Thr Arg Asp
      340                345                350

ctg aaa tgt gtt gcc agc gga gac cag tgt gtc tga    1092
Leu Lys Cys Val Ala Ser Gly Asp Gln Cys Val
      355                360

```

```

<210> SEQ ID NO 86
<211> LENGTH: 363
<212> TYPE: PRT
<213> ORGANISM: Bos taurus

```

```

<400> SEQUENCE: 86

```

```

Met Gly Val Lys Val Leu Phe Ala Leu Ile Cys Ile Ala Val Ala Glu
1          5          10          15

```

-continued

Ala Lys Pro Thr Glu Asn Asn Glu Asp Phe Asn Ile Val Ala Val Ala
 20 25 30

Ser Asn Phe Ala Thr Thr Asp Leu Asp Ala Asp Arg Gly Lys Leu Pro
 35 40 45

Gly Lys Lys Leu Pro Leu Glu Val Leu Lys Glu Met Glu Ala Asn Ala
 50 55 60

Arg Lys Ala Gly Cys Thr Arg Gly Cys Leu Ile Cys Leu Ser His Ile
 65 70 75 80

Lys Cys Thr Pro Lys Met Lys Lys Phe Ile Pro Gly Arg Cys His Thr
 85 90 95

Tyr Glu Gly Asp Lys Glu Ser Ala Gln Gly Gly Ile Gly Glu Ala Ile
 100 105 110

Val Asp Ile Pro Glu Ile Pro Gly Phe Lys Asp Leu Glu Pro Met Glu
 115 120 125

Gln Phe Ile Ala Gln Val Asp Leu Cys Val Asp Cys Thr Thr Gly Cys
 130 135 140

Leu Lys Gly Leu Ala Asn Val Gln Cys Ser Asp Leu Leu Lys Lys Trp
 145 150 155 160

Leu Pro Gln Arg Cys Ala Thr Phe Ala Ser Lys Ile Gln Gly Gln Val
 165 170 175

Asp Lys Ile Lys Gly Ala Gly Gly Asp Gly Pro Arg Thr Gly Ala Val
 180 185 190

Pro Val Pro Ser Ala Pro Arg Ala Leu Pro Pro Ala Arg Gly Cys His
 195 200 205

Val Ala Gln Phe Lys Ser Leu Ser Pro Gln Glu Leu Gln Ala Phe Lys
 210 215 220

Thr Ala Arg Asp Ala Phe Glu Asp Ser Phe Leu Pro Lys Asp Trp Asp
 225 230 235 240

Cys Ser Thr His Leu Phe Pro Arg Thr Arg Asp Leu Lys His Leu Gln
 245 250 255

Val Trp Glu Arg Pro Val Ala Leu Glu Ala Glu Leu Ala Leu Thr Leu
 260 265 270

Thr Val Leu Glu Ala Met Ala Asn Ser Ser Leu Gly His Ser Leu Glu
 275 280 285

Gln Pro Leu Leu Thr Leu Gln Asn Ile His Ser Lys Leu Gln Ala Cys
 290 295 300

Val Pro Ala Gln Pro Thr Ala Ser Ser Arg Pro Arg Gly Arg Leu His
 305 310 315 320

His Trp Leu His Arg Leu Gln Glu Ala Arg Lys Glu Ser Gln Asp Cys
 325 330 335

Leu Glu Ala Ser Val Met Phe Asn Leu Leu Arg Leu Leu Thr Arg Asp
 340 345 350

Leu Lys Cys Val Ala Ser Gly Asp Gln Cys Val
 355 360

<210> SEQ ID NO 87
 <211> LENGTH: 603
 <212> TYPE: DNA
 <213> ORGANISM: Homo sapiens
 <220> FEATURE:
 <221> NAME/KEY: CDS
 <222> LOCATION: (1)..(603)
 <223> OTHER INFORMATION: Human Interferon Lambda 1 (IL29)
 <400> SEQUENCE: 87

-continued

atg gct gca gct tgg acc gtg gtg ctg gtg act ttg gtg cta ggc ttg	48
Met Ala Ala Ala Trp Thr Val Val Leu Val Thr Leu Val Leu Gly Leu	
1 5 10 15	
gcc gtg gca ggc cct gtc ccc act tcc aag ccc acc aca act ggg aag	96
Ala Val Ala Gly Pro Val Pro Thr Ser Lys Pro Thr Thr Thr Gly Lys	
20 25 30	
ggc tgc cac att ggc agg ttc aaa tct ctg tca cca cag gag cta gcg	144
Gly Cys His Ile Gly Arg Phe Lys Ser Leu Ser Pro Gln Glu Leu Ala	
35 40 45	
agc ttc aag aag gcc agg gac gcc ttg gaa gag tca ctc aag ctg aaa	192
Ser Phe Lys Lys Ala Arg Asp Ala Leu Glu Glu Ser Leu Lys Leu Lys	
50 55 60	
aac tgg agt tgc agc tct cct gtc ttc ccc ggg aat tgg gac ctg agg	240
Asn Trp Ser Cys Ser Ser Pro Val Phe Pro Gly Asn Trp Asp Leu Arg	
65 70 75 80	
ctt ctc cag gtg agg gag cgc cct gtg gcc ttg gag gct gag ctg gcc	288
Leu Leu Gln Val Arg Glu Arg Pro Val Ala Leu Glu Ala Glu Leu Ala	
85 90 95	
ctg acg ctg aag gtc ctg gag gcc gct gct ggc cca gcc ctg gag gac	336
Leu Thr Leu Lys Val Leu Glu Ala Ala Ala Gly Pro Ala Leu Glu Asp	
100 105 110	
gtc cta gac cag ccc ctt cac acc ctg cac cac atc ctc tcc cag ctc	384
Val Leu Asp Gln Pro Leu His Thr Leu His His Ile Leu Ser Gln Leu	
115 120 125	
cag gcc tgt atc cag cct cag ccc aca gca ggg ccc agg ccc cgg ggc	432
Gln Ala Cys Ile Gln Pro Gln Pro Thr Ala Gly Pro Arg Pro Arg Gly	
130 135 140	
cgc ctc cac cac tgg ctg cac cgg ctc cag gag gcc ccc aaa aag gag	480
Arg Leu His His Trp Leu His Arg Leu Gln Glu Ala Pro Lys Lys Glu	
145 150 155 160	
tcc gct ggc tgc ctg gag gca tct gtc acc ttc aac ctc ttc cgc ctc	528
Ser Ala Gly Cys Leu Glu Ala Ser Val Thr Phe Asn Leu Phe Arg Leu	
165 170 175	
ctc acg cga gac ctc aaa tat gtg gcc gat ggg aac ctg tgt ctg aga	576
Leu Thr Arg Asp Leu Lys Tyr Val Ala Asp Gly Asn Leu Cys Leu Arg	
180 185 190	
acg tca acc cac cct gag tcc acc tga	603
Thr Ser Thr His Pro Glu Ser Thr	
195 200	

<210> SEQ ID NO 88

<211> LENGTH: 200

<212> TYPE: PRT

<213> ORGANISM: Homo sapiens

<400> SEQUENCE: 88

Met Ala Ala Ala Trp Thr Val Val Leu Val Thr Leu Val Leu Gly Leu	
1 5 10 15	
Ala Val Ala Gly Pro Val Pro Thr Ser Lys Pro Thr Thr Thr Gly Lys	
20 25 30	
Gly Cys His Ile Gly Arg Phe Lys Ser Leu Ser Pro Gln Glu Leu Ala	
35 40 45	
Ser Phe Lys Lys Ala Arg Asp Ala Leu Glu Glu Ser Leu Lys Leu Lys	
50 55 60	
Asn Trp Ser Cys Ser Ser Pro Val Phe Pro Gly Asn Trp Asp Leu Arg	
65 70 75 80	
Leu Leu Gln Val Arg Glu Arg Pro Val Ala Leu Glu Ala Glu Leu Ala	
85 90 95	
Leu Thr Leu Lys Val Leu Glu Ala Ala Ala Gly Pro Ala Leu Glu Asp	

-continued

100				105				110								
Val	Leu	Asp	Gln	Pro	Leu	His	Thr	Leu	His	His	Ile	Leu	Ser	Gln	Leu	
	115						120						125			
Gln	Ala	Cys	Ile	Gln	Pro	Gln	Pro	Thr	Ala	Gly	Pro	Arg	Pro	Arg	Gly	
	130					135					140					
Arg	Leu	His	His	Trp	Leu	His	Arg	Leu	Gln	Glu	Ala	Pro	Lys	Lys	Glu	
	145				150					155					160	
Ser	Ala	Gly	Cys	Leu	Glu	Ala	Ser	Val	Thr	Phe	Asn	Leu	Phe	Arg	Leu	
				165					170					175		
Leu	Thr	Arg	Asp	Leu	Lys	Tyr	Val	Ala	Asp	Gly	Asn	Leu	Cys	Leu	Arg	
			180					185					190			
Thr	Ser	Thr	His	Pro	Glu	Ser	Thr									
	195						200									
<210> SEQ ID NO 89																
<211> LENGTH: 1113																
<212> TYPE: DNA																
<213> ORGANISM: Homo sapiens																
<220> FEATURE:																
<221> NAME/KEY: CDS																
<222> LOCATION: (1)..(1113)																
<223> OTHER INFORMATION: Human GlucON Lambda																
<400> SEQUENCE: 89																
atg	gga	gtc	aaa	gtt	ctg	ttt	gcc	ctg	atc	tgc	atc	gct	gtg	gcc	gag	48
Met	Gly	Val	Lys	Val	Leu	Phe	Ala	Leu	Ile	Cys	Ile	Ala	Val	Ala	Glu	
1			5				10						15			
gcc	aag	ccc	acc	gag	aac	aac	gaa	gac	ttc	aac	atc	gtg	gcc	gtg	gcc	96
Ala	Lys	Pro	Thr	Glu	Asn	Asn	Glu	Asp	Phe	Asn	Ile	Val	Ala	Val	Ala	
			20				25						30			
agc	aac	ttc	gcg	acc	acg	gat	ctc	gat	gct	gac	cgc	ggg	aag	ttg	ccc	144
Ser	Asn	Phe	Ala	Thr	Thr	Asp	Leu	Asp	Ala	Asp	Arg	Gly	Lys	Leu	Pro	
		35				40					45					
ggc	aag	aag	ctg	ccg	ctg	gag	gtg	ctc	aaa	gag	atg	gaa	gcc	aat	gcc	192
Gly	Lys	Lys	Leu	Pro	Leu	Glu	Val	Leu	Lys	Glu	Met	Glu	Ala	Asn	Ala	
	50				55				60							
cgg	aaa	gct	ggc	tgc	acc	agg	ggc	tgt	ctg	atc	tgc	ctg	tcc	cac	atc	240
Arg	Lys	Ala	Gly	Cys	Thr	Arg	Gly	Cys	Leu	Ile	Cys	Leu	Ser	His	Ile	
	65				70				75				80			
aag	tgc	acg	ccc	aag	atg	aag	aag	ttc	atc	cca	gga	cgc	tgc	cac	acc	288
Lys	Cys	Thr	Pro	Lys	Met	Lys	Lys	Phe	Ile	Pro	Gly	Arg	Cys	His	Thr	
			85						90					95		
tac	gaa	ggc	gac	aaa	gag	tcc	gca	cag	ggc	ggc	ata	ggc	gag	gcg	atc	336
Tyr	Glu	Gly	Asp	Lys	Glu	Ser	Ala	Gln	Gly	Gly	Ile	Gly	Glu	Ala	Ile	
			100				105						110			
gtc	gac	att	cct	gag	att	cct	ggg	ttc	aag	gac	ttg	gag	ccc	atg	gag	384
Val	Asp	Ile	Pro	Glu	Ile	Pro	Gly	Phe	Lys	Asp	Leu	Glu	Pro	Met	Glu	
	115						120						125			
cag	ttc	atc	gca	cag	gtc	gat	ctg	tgt	gtg	gac	tgc	aca	act	ggc	tgc	432
Gln	Phe	Ile	Ala	Gln	Val	Asp	Leu	Cys	Val	Asp	Cys	Thr	Thr	Gly	Cys	
	130					135					140					
ctc	aaa	ggg	ctt	gcc	aac	gtg	cag	tgt	tct	gac	ctg	ctc	aag	aag	tgg	480
Leu	Lys	Gly	Leu	Ala	Asn	Val	Gln	Cys	Ser	Asp	Leu	Leu	Lys	Lys	Trp	
	145				150					155					160	
ctg	ccg	caa	cgc	tgt	gcg	acc	ttt	gcc	agc	aag	atc	cag	ggc	cag	gtg	528
Leu	Pro	Gln	Arg	Cys	Ala	Thr	Phe	Ala	Ser	Lys	Ile	Gln	Gly	Gln	Val	
			165						170				175			
gac	aag	atc	aag	ggg	gcc	ggt	ggt	gac	ttg	gcc	gtg	gca	ggc	cct	gtc	576
Asp	Lys	Ile	Lys	Gly	Ala	Gly	Gly	Asp	Leu	Ala	Val	Ala	Gly	Pro	Val	
			180						185				190			

-continued

```

ccc act tcc aag ccc acc aca act ggg aag ggc tgc cac att ggc agg      624
Pro Thr Ser Lys Pro Thr Thr Thr Gly Lys Gly Cys His Ile Gly Arg
      195                200                205

ttc aaa tct ctg tca cca cag gag cta gcg agc ttc aag aag gcc agg      672
Phe Lys Ser Leu Ser Pro Gln Glu Leu Ala Ser Phe Lys Lys Ala Arg
      210                215                220

gac gcc ttg gaa gag tca ctc aag ctg aaa aac tgg agt tgc agc tct      720
Asp Ala Leu Glu Glu Ser Leu Lys Leu Lys Asn Trp Ser Cys Ser Ser
      225                230                235                240

cct gtc ttc ccc ggg aat tgg gac ctg agg ctt ctc cag gtg agg gag      768
Pro Val Phe Pro Gly Asn Trp Asp Leu Arg Leu Leu Gln Val Arg Glu
      245                250                255

cgc cct gtg gcc ttg gag gct gag ctg gcc ctg acg ctg aag gtc ctg      816
Arg Pro Val Ala Leu Glu Ala Glu Leu Ala Leu Thr Leu Lys Val Leu
      260                265                270

gag gcc gct gct ggc cca gcc ctg gag gac gtc cta gac cag ccc ctt      864
Glu Ala Ala Ala Gly Pro Ala Leu Glu Asp Val Leu Asp Gln Pro Leu
      275                280                285

cac acc ctg cac cac atc ctc tcc cag ctc cag gcc tgt atc cag cct      912
His Thr Leu His His Ile Leu Ser Gln Leu Gln Ala Cys Ile Gln Pro
      290                295                300

cag ccc aca gca ggg ccc agg ccc cgg ggc cgc ctc cac cac tgg ctg      960
Gln Pro Thr Ala Gly Pro Arg Pro Arg Gly Arg Leu His His Trp Leu
      305                310                315                320

cac cgg ctc cag gag gcc ccc aaa aag gag tcc gct ggc tgc ctg gag      1008
His Arg Leu Gln Glu Ala Pro Lys Lys Glu Ser Ala Gly Cys Leu Glu
      325                330                335

gca tct gtc acc ttc aac ctc ttc cgc ctc ctc acg cga gac ctc aaa      1056
Ala Ser Val Thr Phe Asn Leu Phe Arg Leu Leu Thr Arg Asp Leu Lys
      340                345                350

tat gtg gcc gat ggg aac ctg tgt ctg aga acg tca acc cac cct gag      1104
Tyr Val Ala Asp Gly Asn Leu Cys Leu Arg Thr Ser Thr His Pro Glu
      355                360                365

tcc acc tga
Ser Thr
      370
    
```

```

<210> SEQ ID NO 90
<211> LENGTH: 370
<212> TYPE: PRT
<213> ORGANISM: Homo sapiens

<400> SEQUENCE: 90
    
```

```

Met Gly Val Lys Val Leu Phe Ala Leu Ile Cys Ile Ala Val Ala Glu
1                5                10                15

Ala Lys Pro Thr Glu Asn Asn Glu Asp Phe Asn Ile Val Ala Val Ala
20                25                30

Ser Asn Phe Ala Thr Thr Asp Leu Asp Ala Asp Arg Gly Lys Leu Pro
35                40                45

Gly Lys Lys Leu Pro Leu Glu Val Leu Lys Glu Met Glu Ala Asn Ala
50                55                60

Arg Lys Ala Gly Cys Thr Arg Gly Cys Leu Ile Cys Leu Ser His Ile
65                70                75                80

Lys Cys Thr Pro Lys Met Lys Lys Phe Ile Pro Gly Arg Cys His Thr
85                90                95

Tyr Glu Gly Asp Lys Glu Ser Ala Gln Gly Gly Ile Gly Glu Ala Ile
100               105               110

Val Asp Ile Pro Glu Ile Pro Gly Phe Lys Asp Leu Glu Pro Met Glu
    
```

-continued

115			120			125									
Gln	Phe	Ile	Ala	Gln	Val	Asp	Leu	Cys	Val	Asp	Cys	Thr	Thr	Gly	Cys
130						135					140				
Leu	Lys	Gly	Leu	Ala	Asn	Val	Gln	Cys	Ser	Asp	Leu	Leu	Lys	Lys	Trp
145					150					155					160
Leu	Pro	Gln	Arg	Cys	Ala	Thr	Phe	Ala	Ser	Lys	Ile	Gln	Gly	Gln	Val
			165						170					175	
Asp	Lys	Ile	Lys	Gly	Ala	Gly	Gly	Asp	Leu	Ala	Val	Ala	Gly	Pro	Val
		180						185					190		
Pro	Thr	Ser	Lys	Pro	Thr	Thr	Thr	Gly	Lys	Gly	Cys	His	Ile	Gly	Arg
		195						200						205	
Phe	Lys	Ser	Leu	Ser	Pro	Gln	Glu	Leu	Ala	Ser	Phe	Lys	Lys	Ala	Arg
210					215						220				
Asp	Ala	Leu	Glu	Glu	Ser	Leu	Lys	Leu	Lys	Asn	Trp	Ser	Cys	Ser	Ser
225					230					235					240
Pro	Val	Phe	Pro	Gly	Asn	Trp	Asp	Leu	Arg	Leu	Leu	Gln	Val	Arg	Glu
			245						250					255	
Arg	Pro	Val	Ala	Leu	Glu	Ala	Glu	Leu	Ala	Leu	Thr	Leu	Lys	Val	Leu
		260						265						270	
Glu	Ala	Ala	Ala	Gly	Pro	Ala	Leu	Glu	Asp	Val	Leu	Asp	Gln	Pro	Leu
		275						280					285		
His	Thr	Leu	His	His	Ile	Leu	Ser	Gln	Leu	Gln	Ala	Cys	Ile	Gln	Pro
290						295					300				
Gln	Pro	Thr	Ala	Gly	Pro	Arg	Pro	Arg	Gly	Arg	Leu	His	His	Trp	Leu
305					310					315					320
His	Arg	Leu	Gln	Glu	Ala	Pro	Lys	Lys	Glu	Ser	Ala	Gly	Cys	Leu	Glu
			325						330					335	
Ala	Ser	Val	Thr	Phe	Asn	Leu	Phe	Arg	Leu	Leu	Thr	Arg	Asp	Leu	Lys
			340					345					350		
Tyr	Val	Ala	Asp	Gly	Asn	Leu	Cys	Leu	Arg	Thr	Ser	Thr	His	Pro	Glu
		355						360					365		
Ser	Thr														
		370													

<210> SEQ ID NO 91
 <211> LENGTH: 576
 <212> TYPE: DNA
 <213> ORGANISM: Sus scrofa
 <220> FEATURE:
 <221> NAME/KEY: CDS
 <222> LOCATION: (1)..(576)
 <223> OTHER INFORMATION: Porcine Interferon Lambda 1 (IL29)

<400> SEQUENCE: 91

atg gct aca gct tgg atc gtg gtg ctg gcg act gtg atg ctg gac ttg	48
Met Ala Thr Ala Trp Ile Val Val Leu Ala Thr Val Met Leu Asp Leu	
1 5 10 15	
gcc aga gct ggc cct gtc ccc act ttc aag ccc acc aca acc agg aag	96
Ala Arg Ala Gly Pro Val Pro Thr Phe Lys Pro Thr Thr Thr Arg Lys	
20 25 30	
ggc tgc cac atg ggc cag ttc caa tct ctg tca cca cag gag ctg aag	144
Gly Cys His Met Gly Gln Phe Gln Ser Leu Ser Pro Gln Glu Leu Lys	
35 40 45	
ggc ttc aag aaa gcc aag gat gct ttg gaa gag tca ctc tca ctg aag	192
Gly Phe Lys Lys Ala Lys Asp Ala Leu Glu Glu Ser Leu Ser Leu Lys	
50 55 60	
aac tgg agc tgc agc tct ccc ctc ttc ccc agg acc cgg gac ctg agg	240

-continued

Asn Trp Ser Cys Ser Ser Pro Leu Phe Pro Arg Thr Arg Asp Leu Arg	
65 70 75 80	
cag ctg cag gtg tgg gag cgc ctc gtg gcc tta gag gct gag cta gac	288
Gln Leu Gln Val Trp Glu Arg Leu Val Ala Leu Glu Ala Glu Leu Asp	
85 90 95	
ttg act ctg aag gtc cta agg gcc gcg gct gac tca tcc ctg ggg gtc	336
Leu Thr Leu Lys Val Leu Arg Ala Ala Ala Asp Ser Ser Leu Gly Val	
100 105 110	
acc ctg gac cag cca ctt cgc acg ctg cat cac atc cac gtc gaa ctt	384
Thr Leu Asp Gln Pro Leu Arg Thr Leu His His Ile His Val Glu Leu	
115 120 125	
cag gct tgc atc agg gct cag ccc acg gca gga tcc cgg ctc cag ggc	432
Gln Ala Cys Ile Arg Ala Gln Pro Thr Ala Gly Ser Arg Leu Gln Gly	
130 135 140	
cgc ctc aac cac tgg ctg cac cgg ctc caa gaa gcc aca aag aaa gag	480
Arg Leu Asn His Trp Leu His Arg Leu Gln Glu Ala Thr Lys Lys Glu	
145 150 155 160	
tcc caa ggc tgc ctt gag gcc tct gtg aca ttc aac ctc ttc cac ctc	528
Ser Gln Gly Cys Leu Glu Ala Ser Val Thr Phe Asn Leu Phe His Leu	
165 170 175	
ctc gta agg gac ctg aga agt gtt acc agt gga gac ttg cac atc tga	576
Leu Val Arg Asp Leu Arg Ser Val Thr Ser Gly Asp Leu His Ile	
180 185 190	

<210> SEQ ID NO 92
 <211> LENGTH: 191
 <212> TYPE: PRT
 <213> ORGANISM: Sus scrofa

<400> SEQUENCE: 92

Met Ala Thr Ala Trp Ile Val Val Leu Ala Thr Val Met Leu Asp Leu	
1 5 10 15	
Ala Arg Ala Gly Pro Val Pro Thr Phe Lys Pro Thr Thr Thr Arg Lys	
20 25 30	
Gly Cys His Met Gly Gln Phe Gln Ser Leu Ser Pro Gln Glu Leu Lys	
35 40 45	
Gly Phe Lys Lys Ala Lys Asp Ala Leu Glu Glu Ser Leu Ser Leu Lys	
50 55 60	
Asn Trp Ser Cys Ser Ser Pro Leu Phe Pro Arg Thr Arg Asp Leu Arg	
65 70 75 80	
Gln Leu Gln Val Trp Glu Arg Leu Val Ala Leu Glu Ala Glu Leu Asp	
85 90 95	
Leu Thr Leu Lys Val Leu Arg Ala Ala Ala Asp Ser Ser Leu Gly Val	
100 105 110	
Thr Leu Asp Gln Pro Leu Arg Thr Leu His His Ile His Val Glu Leu	
115 120 125	
Gln Ala Cys Ile Arg Ala Gln Pro Thr Ala Gly Ser Arg Leu Gln Gly	
130 135 140	
Arg Leu Asn His Trp Leu His Arg Leu Gln Glu Ala Thr Lys Lys Glu	
145 150 155 160	
Ser Gln Gly Cys Leu Glu Ala Ser Val Thr Phe Asn Leu Phe His Leu	
165 170 175	
Leu Val Arg Asp Leu Arg Ser Val Thr Ser Gly Asp Leu His Ile	
180 185 190	

<210> SEQ ID NO 93
 <211> LENGTH: 1083
 <212> TYPE: DNA

-continued

```

acg ctg cat cac atc cac gtc gaa ctt cag gct tgc atc agg gct cag      912
Thr Leu His His Ile His Val Glu Leu Gln Ala Cys Ile Arg Ala Gln
   290                295                300

ccc acg gca gga tcc cgg ctc cag ggc cgc ctc aac cac tgg ctg cac      960
Pro Thr Ala Gly Ser Arg Leu Gln Gly Arg Leu Asn His Trp Leu His
   305                310                315                320

cgg ctc caa gaa gcc aca aag aaa gag tcc caa ggc tgc ctt gag gcc      1008
Arg Leu Gln Glu Ala Thr Lys Lys Glu Ser Gln Gly Cys Leu Glu Ala
                325                330                335

tct gtg aca ttc aac ctc ttc cac ctc ctc gta agg gac ctg aga agt      1056
Ser Val Thr Phe Asn Leu Phe His Leu Leu Val Arg Asp Leu Arg Ser
                340                345                350

gtt acc agt gga gac ttg cac atc tga      1083
Val Thr Ser Gly Asp Leu His Ile
                355                360

```

```

<210> SEQ ID NO 94
<211> LENGTH: 360
<212> TYPE: PRT
<213> ORGANISM: Sus scrofa

```

```

<400> SEQUENCE: 94

```

```

Met Gly Val Lys Val Leu Phe Ala Leu Ile Cys Ile Ala Val Ala Glu
 1                5                10                15

Ala Lys Pro Thr Glu Asn Asn Glu Asp Phe Asn Ile Val Ala Val Ala
 20                25                30

Ser Asn Phe Ala Thr Thr Asp Leu Asp Ala Asp Arg Gly Lys Leu Pro
 35                40                45

Gly Lys Lys Leu Pro Leu Glu Val Leu Lys Glu Met Glu Ala Asn Ala
 50                55                60

Arg Lys Ala Gly Cys Thr Arg Gly Cys Leu Ile Cys Leu Ser His Ile
 65                70                75                80

Lys Cys Thr Pro Lys Met Lys Lys Phe Ile Pro Gly Arg Cys His Thr
 85                90                95

Tyr Glu Gly Asp Lys Glu Ser Ala Gln Gly Gly Ile Gly Glu Ala Ile
100                105                110

Val Asp Ile Pro Glu Ile Pro Gly Phe Lys Asp Leu Glu Pro Met Glu
115                120                125

Gln Phe Ile Ala Gln Val Asp Leu Cys Val Asp Cys Thr Thr Gly Cys
130                135                140

Leu Lys Gly Leu Ala Asn Val Gln Cys Ser Asp Leu Leu Lys Lys Trp
145                150                155                160

Leu Pro Gln Arg Cys Ala Thr Phe Ala Ser Lys Ile Gln Gly Gln Val
165                170                175

Asp Lys Ile Lys Gly Ala Gly Gly Asp Ala Arg Ala Gly Pro Val Pro
180                185                190

Thr Phe Lys Pro Thr Thr Thr Arg Lys Gly Cys His Met Gly Gln Phe
195                200                205

Gln Ser Leu Ser Pro Gln Glu Leu Lys Gly Phe Lys Lys Ala Lys Asp
210                215                220

Ala Leu Glu Glu Ser Leu Ser Leu Lys Asn Trp Ser Cys Ser Ser Pro
225                230                235                240

Leu Phe Pro Arg Thr Arg Asp Leu Arg Gln Leu Gln Val Trp Glu Arg
245                250                255

Leu Val Ala Leu Glu Ala Glu Leu Asp Leu Thr Leu Lys Val Leu Arg
260                265                270

```

-continued

Ala Ala Ala Asp Ser Ser Leu Gly Val Thr Leu Asp Gln Pro Leu Arg
 275 280 285
 Thr Leu His His Ile His Val Glu Leu Gln Ala Cys Ile Arg Ala Gln
 290 295 300
 Pro Thr Ala Gly Ser Arg Leu Gln Gly Arg Leu Asn His Trp Leu His
 305 310 315 320
 Arg Leu Gln Glu Ala Thr Lys Lys Glu Ser Gln Gly Cys Leu Glu Ala
 325 330 335
 Ser Val Thr Phe Asn Leu Phe His Leu Leu Val Arg Asp Leu Arg Ser
 340 345 350
 Val Thr Ser Gly Asp Leu His Ile
 355 360

<210> SEQ ID NO 95
 <211> LENGTH: 13
 <212> TYPE: DNA
 <213> ORGANISM: Artificial Sequence
 <220> FEATURE:
 <223> OTHER INFORMATION: Kozak Sequence
 <220> FEATURE:
 <221> NAME/KEY: misc_feature
 <222> LOCATION: (7)..(7)
 <223> OTHER INFORMATION: R is A or G

<400> SEQUENCE: 95

gccgccrcca tgg 13

<210> SEQ ID NO 96
 <211> LENGTH: 5670
 <212> TYPE: DNA
 <213> ORGANISM: Artificial Sequence
 <220> FEATURE:
 <223> OTHER INFORMATION: pTarget Empty Vector

<400> SEQUENCE: 96

tcaatattgg ccattagcca tattattcat tggttatata gcataaatca atattggcta 60
 ttggccattg catacgttgt atctatatca taatatgtac atttatattg gctcoatgtcc 120
 aatatgaccg ccatggttgc attgattatt gactagttat taatagtaat caattacggg 180
 gtcattagtt catagcccat atatggagtt ccgcgttaca taacttacgg taaatggccc 240
 gcctggctga ccgcccacg acccccgcc attgacgtca ataatgacgt atgttcccat 300
 agtaacgcca atagggaact tccattgacg tcaatgggtg gagtatttac ggtaaactgc 360
 ccacttgcca gtacatcaag tgtatcatat gccaaagtccg cccctattg acgtcaatga 420
 cggtaaatgg cccgcctggc attatgcca gtacatgacc ttacgggact ttctacttg 480
 gcagtacatc tacgtattag tcatcgctat taccatgggt atgcgggtttt ggcagtacac 540
 caatgggcgt ggatagcggg ttgactcacc gggatttcca agtctccacc ccattgacgt 600
 caatgggagt ttgttttggc accaaaatca acgggacttt ccaaaatgac gtaacaactg 660
 cgategcccc ccccggtgac gcaaatgggc ggtaggcgtg tacgggtggga ggtctatata 720
 agcagagctc gtttagtgaa ccgtcagatc actagaagct ttattgagggt agtttatcac 780
 agttaaattg ctaacgcagt cagtgtctct gacacaacag tctcgaactt aagctgcagt 840
 gactctctta aggtagcctt gcagaagttg gtcgtgaggc actgggcagg taagtatcaa 900
 ggttacaaga caggtttaag gagaccaata gaaactgggc ttgtcgagac agagaagact 960
 cttgcgtttc tgataggcac ctattggtct tactgacatc cactttgctt ttctctccac 1020

-continued

agggtgccac	tcccagttca	attacagctc	ttaaaaattg	gatctccatt	cgccattcag	1080
gctgcgcaac	tgctgggaag	gacgatcaga	gcgggacctc	tcgctattac	gccagctggc	1140
gaaagggacg	tggcaagcaa	ggcgattaag	ttgagttacg	ccaggatttt	cccagtcacg	1200
acgttgtaaa	acgacggcca	gagaattata	atagactca	ctatagggcg	aattcggatc	1260
cttgctagcc	tcgagacgcg	tgatatcttt	cccgggggta	ccgtcgactg	cggccgcgaa	1320
ttccaagctt	gagtattota	tcgtgtcacc	taataaactt	ggcgtaatca	tggatcatatc	1380
tgtttcctgt	gtgaaattgt	tatccgctca	caattccaca	caacatacga	gccggaagca	1440
taaagtgtaa	agcctggggg	gcctaataag	tgagctaact	cacattaatt	gcgttgccgcg	1500
atgcttccat	tttgtgagg	ttaatgcttc	gagaagacat	gataagatac	attgatgagt	1560
ttggacaaac	cacaacaaga	atgcagtga	aaaaatgctt	tatttgtgaa	atttgtgatg	1620
ctattgcttt	atttgtaacc	attataagct	gcaataaaca	agttaacaac	aacaattgca	1680
ttcattttat	gtttcaggtt	cagggggaga	tgtggggagt	tttttaagc	aagtaaaacc	1740
tctacaaatg	tggtaaaatc	cgataaggat	cgattccgga	gcctgaatgg	cgaatggacg	1800
cgccctgtag	cggcgcatca	agcgcggcgg	gtgtgggtgt	tacgcgcacg	tgaccgctac	1860
acttgccagc	gccctagcgc	ccgctccttt	cgctttcttc	ccttccttcc	tcgccacggt	1920
cgccggcttt	ccccgtcaag	ctctaaatcg	ggggctccct	ttagggttcc	gatttagtgc	1980
tttacggcac	ctcgacccca	aaaaacttga	ttaggggat	ggttcacgta	gtgggcatc	2040
gccctgatag	acggtttttc	gccctttgac	gttgagctcc	acgttcttta	atagtggaact	2100
cttgttccaa	actggaacaa	caactcaacc	tatctcggtc	tattcttttg	attataagg	2160
gattttgcg	atctcgccct	attgggtaaa	aatgagctg	atttaacaaa	aatttaacgc	2220
gaattttaac	aaaatattaa	cgcttacaat	ttcgccgtgt	taccttctga	ggcggaaga	2280
accagctgtg	gaatgtgtgt	cagttagggt	gtgaaagtc	cccaggctcc	ccagcaggca	2340
gaagtatgca	aagcatgcat	ctcaattagt	cagcaaccag	gtgtggaag	tcccaggct	2400
ccccagcagg	cagaagtatg	caaagcatgc	atctcaatta	gtcagcaacc	atagtcocgc	2460
ccctaactcc	gcccatcccg	cccctaactc	cgcccagttc	cgcccattct	ccgcccctg	2520
gctgactaat	tttttttatt	tatgcagagg	ccgaggccgc	ctcggcctct	gagctattcc	2580
agaagtagtg	aggaggcttt	ttggaggcc	taggcttttg	caaaaagctt	gattcttctg	2640
acacaacagt	ctcgaactta	aggctagagc	caccatgatt	gaacaagatg	gattgcacgc	2700
aggttctccg	gccgcttggg	tggagaggct	attcggctat	gactgggcac	aacagacaat	2760
cggtgctctc	gatgccgccc	tgttccggct	gtcagcgcag	gggcgcccgg	ttctttttgt	2820
caagaccgac	ctgtccgggtg	ccctgaatga	actgcaggac	gaggcagcgc	ggctatcgtg	2880
gctggccacg	acgggcgctc	cttgccgacg	tgtgctcgac	gttgtcactg	aagcgggaag	2940
ggactggctg	ctattggggc	aagtgcgggg	gcaggatctc	ctgtcatctc	accttgctcc	3000
tgccgagaaa	gtatccatca	tggctgatgc	aatgcggcgg	ctgcatacgc	ttgatccggc	3060
tacctgcccc	ttcgaccacc	aagcgaacaa	tcgcatcgag	cgagcacgta	ctcggatgga	3120
agccgggtct	gtcgatcagg	atgatctgga	cgaagagcat	caggggctcg	cgccagccga	3180
actgttccgc	aggctcaagg	cgccgatgcc	cgacggcgag	gatctcgtcg	tgaccctatg	3240
cgatgcctgc	ttgccgaata	tcatggtgga	aaatggccgc	ttttctggat	tcactgactg	3300
tggccggctg	ggtgtggcgg	accgctatca	ggacatagcg	ttggctaccc	gtgatattgc	3360
tgaagagctt	ggcggcgaat	gggctgaccg	cttctcgtg	ctttacggta	tcgccgctcc	3420

-continued

cgattcgcag cgcategcct tetategcct tcttgacgag ttcttctgag cgggactctg	3480
gggttcgaaa tgaccgacca agcgcgcgcc aacctgccat cacgatggcc gcaataaaat	3540
atctttatatt tcattacatc tgtgtgttgg ttttttgtgt gaagatccgc gtatggtgca	3600
ctctcagtac aatctgctct gatgcccgat agttaagcca gcccgcacac ccgccaacac	3660
ccgctgacgc gccctgacgg gcttgtctgc tcccggcatc cgcttacaga caagctgtga	3720
ccgtctccgg gagctgcatt gtgcagaggt tttcaccgtc atcacccaaa cgcgcgagac	3780
gaaagggcct cgtgatacgc ctatttttat aggttaatgt catgataata atggtttctt	3840
agacgtcagg tggcactttt cggggaaatg tgcgcggaac ccctatttgt ttatttttct	3900
aaatacatc aaatatgtat ccgctcatga gacaataacc ctgataaatg cttcaataat	3960
attgaaaaag gaagagtatg agtattcaac atttcctgtg cgccttatt cccttttttg	4020
cggcattttg ccttcctggt tttgctcacc cagaaacgct ggtgaaagta aaagatgctg	4080
aagatcagtt ggggtgcacga gtgggttaca tcgaaactgga tctcaacagc ggtaagatcc	4140
ttgagagttt tcgcccga gaacgttttc caatgatgag cactttttaa gttctgctat	4200
gtggcgcggt attatccctg attgacgcgc ggcaagagca actcggtcgc cgcatacact	4260
attctcagaa tgacttggtt gactactcac cagtcacaga aaagcatctt acggatggca	4320
tgacagtaag agaattatgc agtgcctcca taacctagag tgataaacct gcggccaact	4380
tacttctgac aacgatcgga ggaccgaagg agctaaccgc ttttttgac aacatggggg	4440
atcatgtaac tcgcttgat cgttgggaac cggagctgaa tgaagccata ccaaacgacg	4500
agcgtgacac cacgatgcct gtgcaatgg caacaacggt gcgcaacta ttaactggcg	4560
aactacttac tctagcttcc cggcaacaat taatagactg gatggaggcg gataaagtgt	4620
caggaccact tctgcgctcg gcccttcggt ctggctggtt tattgctgat aaactggag	4680
ccggtgagcg tgggtctcgc ggtatcattg cagcactggg gccagatggt aagccctccc	4740
gtatcgtagt tatctacacg acggggagtc aggcaactat ggatgaacga aatagacaga	4800
tcgctgagat aggtgcctca ctgattaagc attggttaact gtcagaccaa gtttactcat	4860
atatacttta gattgattta aaacttcatt tttaatttaa aaggatctag gtgaagatcc	4920
tttttgataa tctcatgacc aaaatccctt aacgtgagtt ttcgttccac tgagcgtcag	4980
accccgtaga aaagatcaaa ggatcttctt gagatccttt tttctcgcg gtaatctgct	5040
gcttgcaaac aaaaaaacca ccgctaccag cgggtggttg tttgccgat caagagctac	5100
caactctttt tccgaaggta actggcttca gcagagcgc gataccaaat actgtccttc	5160
tagtgtagcc gtagttaggc caccacttca agaactctgt agcaccgcct acatacctcg	5220
ctctgctaatt cctgttacca gtggctgctg ccagtggcga taagtctgtt cttaccgggt	5280
tggactcaag acgatagtta ccggataaagg cgcagcggtc gggctgaacg gggggtcgt	5340
gcacacagcc cagcttgag cgaacgacct acaccgaact gagataccta cagcgtgagc	5400
tatgagaaaag cgcacgcctt cccgaaggga gaaaggcga caggtatccg gtaagcggca	5460
gggtcggaac aggagagcgc acgaggagc ttcaggggg aaacgcctgg tatctttata	5520
gtcctgtcgg gtttcgccac ctctgacttg agcgtcgatt tttgtgatgc tcgtcagggg	5580
ggcggagcct atggaaaaac gccagcaacg cggccttttt acggttcctg gccttttgc	5640
ggccttttgc tcacatggct cgacagatct	5670

-continued

```

<211> LENGTH: 6884
<212> TYPE: DNA
<213> ORGANISM: Artificial Sequence
<220> FEATURE:
<223> OTHER INFORMATION: pTarget IFNa-d1D2A-SG1uc (-1M)

<400> SEQUENCE: 97
tcaatattgg ccattagcca tattattcat tggttatata gcataaatca atattggcta    60
tggccattg catacgttgt atctatatca taatatgtac atttatattg gctcatgtcc    120
aatatgaccg ccattgttggc attgattatt gactagttaa taatagtaat caattacggg    180
gtcattagtt catagcccat atatggagtt ccgcgttaca taacttacgg taaatggccc    240
gectggctga ccgcccacg acccccggcc attgacgtca ataatgacgt atgttcccat    300
agtaacgcca atagggactt tccattgacg tcaatgggtg gagtatttac ggtaaactgc    360
ccacttgcca gtacatcaag tgtatcatat gccaaagtcg cccoctattg acgtcaatga    420
cggtaaatgg cccgcctggc attatgcca gtacatgacc ttacgggact ttcctacttg    480
gcagtacatc tacgtattag tcacgctat taccatgggtg atgctgtttt ggcagtacac    540
caatgggctg ggatagcggc ttgactcacg gggatttcca agtctccacc ccattgacgt    600
caatgggagt ttgttttggc accaaaatca acgggacttt ccaaaatgct gtaacaactg    660
cgatcgcccg ccccgttgac gcaaatgggc ggtaggcgtg tacggtggga ggtctatata    720
agcagagctc gtttagttaa ccgtcagatc actagaagct ttattgctgt agtttatcac    780
agttaaattg ctaacgcagt cagtgttct gacacaacag tctcgaactt aagctgcagt    840
gactctctta aggtagcctt gcagaagttg gtcgtgaggc actgggcagg taagtatcaa    900
ggttacaaga caggtttaag gagaccaata gaaactgggc ttgtcgagac agagaagact    960
cttgcttttc tgataggcac ctattggtct tactgacatc cactttgctt ttctctccac    1020
aggtgtccac tcccagttca attacagctc ttaaaaattg gatctccatt cgccattcag    1080
gctgcgcaac tgctgggaag gacgatcaga gcgggcctct tcgctattac gccagctggc    1140
gaaagggacg tggcaagcaa ggcgattaag ttgagttacg ccaggatttt ccagtcacg    1200
acggtgtaaa acgacggcca gagaattata atacgactca ctatagggcg aattcggatc    1260
cttgctagcg ccgccacat ggcaccaacc tcagccttcc tcacggcctt ggtgctactc    1320
agctgcaatg ccatctgctc tctgggctgt gacctgctc agaccacag cctggctcac    1380
accagagccc tgaggctcct ggcacaaatg aggagaatct ctcccttctc ctgctggac    1440
cacagaaggg actttggttc cctcatgag gcttttgggg gcaaccaggt ccagaaggct    1500
caagccatgg ctctggtgca tgagatgctc cagcagacct tccagctctt cagcacagag    1560
ggctcggctg ctgctggaa tgagagctc ctgcaccagt tctgcaactg actggatcag    1620
cagctcaggg acctggaagc ctgtgtcatg caggaggcgg ggctggaagg gacccccctg    1680
ctggaggagg actccatcct ggctgtgagg aaatacttcc acagactcac cctctatctg    1740
caagagaaga gctacagccc ctgtgcctgg gagatcgtca gggcagaagt catgagatcc    1800
ttctcttctc ccagaaacct gcaagacaga ctcaggaaga aggagctcga gacgcgtgat    1860
tgcccgcca ccatgagcca caagcaaaag atcattgcac cagcaaaagc gcttctgaat    1920
tttgacctgc tcaagttggc cggagacgtt gagtccaacc ctgggcccgg agtcaaagtt    1980
ctggttggcc tgatctgcat cgctgtggcc gaggccaagc ccaccgagaa caacgaagac    2040
ttcaacatcg tggccgtggc cagcaacttt gcgaccacgg atctcgatgc tgaccgaggg    2100
aagttgcccg gcaagaagct gccgctggag gtgctcaaag agatggaagc caatgcccg    2160

```

-continued

aaagctggct	gcaccagggg	ctgtctgac	tgccctgtccc	acatcaagtg	cacgcccag	2220
atgaagaagt	ggctcccagg	acgctgccac	acctacgaag	gcgacaaaga	gtccgcacag	2280
ggcggcatag	gcgaggcgat	cgctgatatt	cctgagattc	ctgggttcaa	ggacttggag	2340
ccaatggagc	agttcatcgc	acaggtcgat	ctgtgtgtgg	actgcacaac	tggtgcctc	2400
aaagggcttg	ccaacgtgca	gtgttcagac	ctgctcaaga	agtggctgcc	gcaacgctgt	2460
gcgaccttgg	ccagcaagat	ccagggccag	gtggacaaga	tcaagggggc	cggtggtgac	2520
taagcggccg	cgaattccaa	gcttgagtat	tctatcgtgt	cacctaaata	acttggcgta	2580
atcatggtea	tatctgtttc	ctgtgtgaaa	ttgttatccg	ctcacaattc	cacacaacat	2640
acgagccgga	agcataaagt	gtaaagcctg	gggtgcctaa	tgagtgagct	aactcacatt	2700
aattgcgttg	cgcgatgctt	ccattttgtg	agggtaaatg	cttcgagaag	acatgataag	2760
atacattgat	gagtttgac	aaaccacaac	aagaatgcag	tgaaaaaat	gctttatttg	2820
tgaaatttgt	gatgctattg	ctttatttgt	aaccattata	agctgcaata	aacaagttaa	2880
caacaacaat	tgcattcatt	ttatgtttca	ggttcagggg	gagatgtggg	aggtttttta	2940
aagcaagtaa	aacctctaca	aatgtggtaa	aatccgataa	ggatcgattc	cggagcctga	3000
atggcgaatg	gacgcgcctt	gtagcggcgc	attaagcgcg	gcggtgtggg	tggttacgcg	3060
cacgtgacgg	ctacacttgc	cagcgcctca	gcgcgcctc	ctttcgtttt	cttccttcc	3120
tttctcgcca	cgttcgcggg	ctttcccctg	caagctctaa	atcgggggct	ccctttaggg	3180
ttccgattta	gtgctttacg	gcacctcgac	ccccaaaaac	ttgattaggg	tgatggttca	3240
cgtagtgggc	catcgccttg	atagacgggt	tttcgcctt	tgacgttggg	gtccacgttc	3300
tttaaatagtg	gactcttggt	ccaaactgga	acaacactca	accctatctc	ggtctattct	3360
tttgatttat	aagggatttt	gccgatttcc	gcctatttgg	taaaaaatga	gctgatttaa	3420
caaaaattta	acgcgaattt	taacaaaata	ttaacgctta	caatttcgcc	tgtgtacctt	3480
ctgagcgcca	aagaaccagc	tgtggaatgt	gtgtcagtta	gggtgtggaa	agtcccaggg	3540
ctcccagcca	ggcagaagta	tgcaaacgat	gcctctcaat	tagtcagcaa	ccaggtgtgg	3600
aaagtcccca	ggctcccagc	caggcagaag	tatgcaaacg	atgcctctca	attagtcagc	3660
aaccatagtc	ccgcccctaa	ctccgcccct	cccgcctca	actccgcccc	gttccgcccc	3720
ttctccgccc	catggctgac	taattttttt	tatttatgca	gaggccgagg	ccgcctcggc	3780
ctctgagcta	ttccagaagt	agtgaggagg	cttttttggg	ggcctaggct	tttgcaaaaa	3840
gcttgattct	tctgacacaa	cagtctcgaa	cttaaggcta	gagccacctt	gattgaacaa	3900
gatggattgc	acgcaggttc	tccggccgct	tgggtggaga	ggctattcgg	ctatgactgg	3960
gcacaacaga	caatcggctg	ctctgatgcc	gccgtgttcc	ggctgtcagc	gcagggggcg	4020
ccggttcttt	ttgtcaagac	cgacctgtcc	ggtgcctgca	atgaactgca	ggacgaggca	4080
gcgcggctat	cgtggctggc	cacgacgggc	gttccttgcg	cagctgtgct	cgacgttgtc	4140
actgaagcgg	gaagggactg	gctgctattg	ggcgaagtgc	cggggcagga	tctcctgtca	4200
tctcaccttg	ctcctgcoga	gaaagtatcc	atcatggctg	atgcaatgcg	gcggtgcat	4260
acgcttgatc	cggctacctg	cccattcgac	caccaagcga	aacatcgcat	cgagcgagca	4320
cgtactcgga	tggaaagcgg	tcttctcgat	caggatgatc	tggacgaaga	gcatcagggg	4380
ctcgcgccag	ccgaactggt	cgccaggctc	aaggcgcgca	tgcccagcgg	cgaggatctc	4440
gtcgtgaccc	atggcgatgc	ctgcttgcgg	aatatcatgg	tggaaaatgg	ccgcttttct	4500

-continued

ggattcatcg	actgtggccg	gctgggtgtg	gcggaaccgt	atcaggacat	agcgttggtc	4560
accctgata	ttgctgaaga	gcttggcggc	gaatgggctg	accgcttcc	cgtgctttac	4620
ggtatcgccg	ctcccgatc	gcagcgcatc	gccttctatc	gccttcttga	cgagttcttc	4680
tgagcgggac	tctggggttc	gaaatgaccg	accaagcgac	gccaacctg	ccatcacgat	4740
ggccgcaata	aaatatcttt	attttcatta	catctgtgtg	ttggtttttt	gtgtgaagat	4800
ccgcgtatgg	tgcactctca	gtacaatctg	ctctgatgcc	gcatagttaa	gccagccccg	4860
acaccgccca	acaccgctg	acgcgccttg	acgggcttgt	ctgctcccgg	catccgctta	4920
cagacaagct	gtgaccgtct	ccgggagctg	catgtgtcag	aggttttcac	cgcatcacc	4980
gaaacgcgcg	agacgaaagg	gcctcgtgat	acgcctattt	ttataggtta	atgtcatgat	5040
aataatggtt	tcttagacgt	caggtggcac	ttttcgggga	aatgtgcgcg	gaaccctat	5100
ttgtttat	ttctaaatac	attcaaatat	gtatccgctc	atgagacaat	aacctgata	5160
aatgttcaa	taatattgaa	aaaggaagag	tatgagtatt	caacatttcc	gtgtcgccct	5220
tattcccttt	tttgccgat	tttgccttcc	tgtttttgct	caccagaaa	cgctggtgaa	5280
agtaaaagat	gctgaagatc	agttgggtgc	acgagtggtg	tacatcgaac	tgatctcaa	5340
cagcggtaag	atccttgaga	gttttcgcc	cgaagaacct	tttccaatga	tgagacttt	5400
taaagtctg	ctatgtggcg	cggtattatc	ccgtattgac	gcccggcaag	agcaactcgg	5460
tcgccgata	cactattctc	agaatgactt	ggttgagtac	tcaccagtca	cagaaaagca	5520
tcttacggat	ggcatgacag	taagagaatt	atgcagtgtc	gccataacca	tgagtgataa	5580
cactgcggcc	aacttacttc	tgacaacgat	cggaggaccg	aaggagctaa	ccgctttttt	5640
gcacaacatg	gggatcatg	taactcgcct	tgatcgttgg	gaaccggagc	tgaatgaagc	5700
cataccaaac	gacgagcgtg	acaccaogat	gcctgtagca	atggcaacaa	cgttgcgcaa	5760
actattaact	ggcgaactac	ttactctagc	ttcccggcaa	caattaatag	actggatgga	5820
ggcggataaa	gttgcaggac	cacttctgcg	ctcggccctt	ccggctggct	ggtttattgc	5880
tgataaatct	ggagccgggtg	agcgtgggtc	tcgcggatc	attgcagcac	tggggccaga	5940
tggaagccc	tcccgatcgc	tagttatcta	cacgacgggg	agtcaggcaa	ctatggatga	6000
acgaaataga	cagatcgctg	agataggtgc	ctcactgatt	aagcattggt	aactgtcaga	6060
ccaagtttac	tcatatatac	tttagattga	tttaaaactt	catttttaat	ttaaaaggat	6120
ctaggtgaag	atcctttttg	ataatctcat	gacaaaatc	ccttaactg	agttttcggt	6180
ccactgagcg	tcagaccccg	tagaaaagat	caaaggatct	tcttgagatc	ctttttttct	6240
gcgcgtaatc	tgetgcttgc	aaacaaaaaa	accaccgcta	ccagcgggtg	tttgtttgcc	6300
ggatcaagag	ctaccaactc	ttttccgaa	ggtaactggc	ttcagcagag	cgcatatacc	6360
aaatactgtc	cttctagtgt	agccgtagtt	aggccaccac	ttcaagaact	ctgtagcacc	6420
gcctacatac	ctcgcctctg	taatcctggt	accagtggct	gctgccagtg	gcgataagtc	6480
gtgtcttaoc	gggttgact	caagacgata	gttacggat	aaggcgcagc	ggtcgggctg	6540
aacggggggg	tcgtgcacac	agcccagctt	ggagcgaacg	acctacaccg	aactgagata	6600
cctacagcgt	gagctatgag	aaagcgccac	gcttcccga	gggagaaagg	cggacaggta	6660
tccggtaagc	ggcagggtcg	gaacaggaga	gcgcacgagg	gagcttccag	ggggaaacgc	6720
ctggtatctt	tatagtctg	tcgggtttcg	ccacctctga	cttgagcgtc	gatttttgtg	6780
atgctcgtca	ggggggcgga	gcctatggaa	aaacgccagc	aacgcggcct	ttttacggtt	6840
cctggccttt	tgetggcctt	ttgctcacat	ggctcgacag	atct		6884

-continued

<210> SEQ ID NO 98
 <211> LENGTH: 6864
 <212> TYPE: DNA
 <213> ORGANISM: Artificial Sequence
 <220> FEATURE:
 <223> OTHER INFORMATION: pTarget SGLuc-d1D2A-IFNa

 <400> SEQUENCE: 98

tcaatattgg ccattagcca tattattcat tggttatata gcataaatca atattggcta	60
ttggccattg catacgttgt atctatatca taatatgtac atttatattg gctcatgtcc	120
aatatgacgc ccattgttggc attgattatt gactagttaa taatagtaat caattacggg	180
gtcattagtt catagcccat atatggagtt ccgctgtaca taacttacgg taaatggccc	240
gctggctga ccgcccacgc acccccgcgc attgacgtca ataatgacgt atgttcccat	300
agtaacgcca atagggactt tccattgacg tcaatgggtg gagtatttac ggtaaaactgc	360
ccacttgcca gtacatcaag tgtatcatat gccaaagtcgc ccccctattg acgtcaatga	420
cggtaaatgg ccgctctggc attatgccc gtacatgacc ttacgggact ttctacttg	480
gcagtacatc tacgtattag tcatcgctat taccatgggtg atgctgtttt ggcagtacac	540
caatgggctg ggatagcggc ttgactcacc gggatttcca agtctccacc ccattgacgt	600
caatgggagt ttgttttggc accaaaatca acgggacttt ccaaaatgct gtaacaactg	660
cgatcgccgc ccccgctgac gcaaatgggc ggtaggcgtg tacgggtgga ggtctatata	720
agcagagctc gtttagttaa ccgtcagatc actagaagct ttattgctgt agtttatcac	780
agttaaattg ctaacgcagt cagtgtctct gacacaacag tctcgaactt aagctgcagt	840
gactctctta aggtagcctt gcagaagttg gtcgtgaggc actgggcagg taagtatcaa	900
ggttacaaga caggtttaag gagaccaata gaaactgggc ttgtcagac agagaagact	960
cttgcgttcc tgataggcac ctattggtct tactgacatc cactttgctt ttctctccac	1020
aggtgtccac tcccagttca attacagctc ttaaaaattg gatctccatt cgcattcag	1080
gctgcgcaac tgctgggaag gacgatcaga cggggcctct tcgctattac gccagctggc	1140
gaaagggacg tggcaagcaa ggcgattaag ttgagttacg ccaggatttt ccagtcacg	1200
acgttgtaaa acgacggcca gagaattata atacgactca ctatagggcg aattcggatc	1260
cttggcgtgc gcccccacca tgggagtcaa agttctgttt gccctgatct gcatcgctgt	1320
ggccgaggcc aagcccaccg agaacaacga agacttcaac atcgtggccg tggccagcaa	1380
cttcgacacc acggatctcg atgctgaccg cgggaagttg cccggcaaga agctgcccct	1440
ggaggtgctc aaagagatgg aagccaatgc ccggaaagct ggctgcacca ggggctgtct	1500
gatctgctcg tcccacatca agtgcacgcc caagatgaag aagtggctcc caggacgctg	1560
ccacacctac gaaggcgaca aagagtccgc acagggcggc ataggcgagg cgatcgtcga	1620
cattcctgag attcctgggt tcaaggactt ggagcccatg gagcagttca tcgcacaggt	1680
cgatctgtgt gtggactgca caactggctg cctcaaaggc cttgccaacg tgcagtgttc	1740
tgacctgctc aagaagtggc tgccgcaacg ctgtgcgacc tttgccagca agatccaggg	1800
ccaggtggac aagatcaagg gggccggtgg tgacgctagc cacaagcaaa agatcattgc	1860
accagcaaag cagcttctga attttgacct gctcaagttg gccggagacg ttgagtccaa	1920
ccctggaccc gggatggccc caacctcagc cttcctcagc gccctggctg tactcagctg	1980
caatgccatc tgctctctgg gctgtgacct gcctcagacc cacagcctgg ctccacaccg	2040

-continued

agccctgagg ctctggcac aatgaggag aatctctccc ttctctgcc tggaccacag	2100
aagggacttt ggttcccctc atgaggcttt tgggggcaac caggteccaga aggctcaagc	2160
catggctctg gtgcatgaga tgctccagca gaccttccag ctcttcagca cagagggctc	2220
ggctgctgcc tggaatgaga gcctctgca ccagttctgc actggactgg atcagcagct	2280
cagggacctg gaagcctgtg tcatgcagga ggcggggctg gaagggaccc ccctgctgga	2340
ggaggactcc atcctggctg tgaggaata ctteccaga ctaccctct atctgcaaga	2400
gaagagctac agcccctgtg cctgggagat cgtcagggca gaagtcatga gatccttctc	2460
ttcctccaga aacctgcaag acagactcag gaagaaggag tgagcggcgc cgaattccaa	2520
gcttgagtat tctatcgtgt cacctaaata acttggcgta atcatggta tatctgttct	2580
ctgtgtgaaa ttgttatccg ctcaacaatc cacacaacat acgagccgga agcataaagt	2640
gtaaagcctg ggggtgcata tgagttagct aactcaccatt aattgcgttg cgcgatgctt	2700
ccatthttgt agggtaaatg ctctgagaag acatgataag atacattgat gaggthttgac	2760
aaaccacaac aagaatgcag tgaaaaaat gctttatttg tgaaatttgt gatgctattg	2820
ctttatttgt aaccattata agctgcaata aacaagttaa caacaacaat tgcattcatt	2880
ttatgtttca ggttcagggg gagatgtggg aggtttttta aagcaagtaa aacctctaca	2940
aatgtggtaa aatccgataa ggatcgattc cggagcctga atggcgaatg gacgcgcctc	3000
gtagcggcgc attaagcgcg gcgggtgtgg tggttacgcg cacgtgaccg ctacacttgc	3060
cagcgcctca gcgcccgtc ctcttcgttt ctteccctcc ttctctgcca cgttcgcgcg	3120
ctttcccctg caagctctaa atcgggggct ccctttaggg ttccgattta gtgctttacg	3180
gcacctgcac ccaaaaaaac ttgattaggg tgatggttca cgtagtgggc catcgcctcg	3240
atagacgggt tttcgccttt tgacgttggg gtccacgttc tttaatagtg gactcttgtt	3300
ccaaactgga acaaacctca accctatctc ggtctattct tttgatttat aagggatttt	3360
gccgatttcc gcctattggt taaaaaatga gctgatttaa caaaaattta acgcgaattt	3420
taacaaaata ttaacgctta caatttcgcc tgtgtacctt ctgaggcggg aagaaccagc	3480
tgtggaatgt gtgtcagtta ggggtgtgaa agtccccagg ctccccagca ggcagaagta	3540
tgcaaaagcat gcactcctaat tagtcagcaa ccaggtgtgg aaagtcccca ggctccccag	3600
caggcagaag tatgcaaaagc atgcatctca attagtcagc aacctagtc ccgcccctaa	3660
ctccgcccat cccgcccta actccgcca gttccgcca ttctccgcc catggctgac	3720
taattttttt tatttatgca gaggccgagg ccgctcggc ctctgagcta ttccagaagt	3780
agtgaggagg ctttttttga ggctaggct tttgcaaaa gcttgattct tctgacacaa	3840
cagtctcgaa cttaaggcta gagccacctt gattgaacaa gatggattgc acgcaggttc	3900
tccggcgcct tgggtggaga ggctattcgg ctatgactgg gcacaacaga caatcggctg	3960
ctctgatgcc gccgtgttcc ggtgtcagc gcaggggcgc ccggttcttt ttgtcaagac	4020
cgacctgtcc ggtgccttga atgaactgca ggacgaggca gcgcggctat cgtggctggc	4080
cacgacgggc gttccttgcc cagctgtgct gcacgttctc actgaagcgg gaagggactg	4140
gctgctattg ggcaagtgc cggggcagga tctcctgtca tctcaccttg ctctgccga	4200
gaaagtatcc atcatggctg atgcaatgcg gcggctgcat acgcttgatc cggctacctg	4260
cccattcgac caccaagcga aacatcgcat cgagcgagca cgtactcgga tggaagccgg	4320
tcttgcgat caggatgatc tggacgaaga gcatcagggg ctccgcccag ccgaactgtt	4380
cgccaggctc aaggcgcgca tgcccagcgc cgaggatctc gtcgtgacct atggcgatgc	4440

-continued

ctgcttgccg aatatcatgg tggaaaatgg ccgcttttct ggattcatcg actgtggccg	4500
gctgggtgtg gcggaccgct atcaggacat agcgttggct acccgtgata ttgctgaaga	4560
gcttgccggc gaatgggctg accgcttctc cgtgctttac ggtatcgccg ctcccgatc	4620
gcagcgcac gccttctatc gccttcttga cgagtcttc tgagcgggac tctggggttc	4680
gaaatgaccg accaagcgac gcccaacctg ccatcacgat ggccgcaata aaatatctt	4740
atthtcatta catctgtgtg ttggtttttt gtgtgaagat ccgctgatgg tgcactctca	4800
gtacaactcg ctctgatgcc gcatagttaa gccagcccc acaccgcca acaccgctg	4860
acgcgccctg acgggcttgt ctgctcccgg catccgctta cagacaagct gtgaccgtct	4920
ccgggagctg catgtgtcag aggtttttac cgtcatcacc gaaacgcgcg agacgaaag	4980
gcctcgtgat acgcctatth ttataggtta atgtcatgat aataatggth tcttagact	5040
caggtggcac ttttcgggga aatgtgcgcg gaacctat ttgtttatth ttctaaatac	5100
attcaaatat gtatccgctc atgagacaat aacctgata aatgcttcaa taatattgaa	5160
aaaggaagag tatgagtatt caacatthcc gtgtcgcctt tattccctth tttgcggcat	5220
tttgcccttc tgtttttgct caccagaaa cgctggtgaa agtaaaagat gctgaagatc	5280
agttgggtgc acgagtgggt tacatcgaac tggatctcaa cagcggtaag atccttgaga	5340
gttttcgccc cgaagaactt tttccaatga tgagcactth taaagttctg ctatgtggcg	5400
cggtattatc ccgtattgac gccgggcaag agcaactcgg tcgcccata cactattctc	5460
agaatgactt ggttgagtac tcaccagtca cagaaaagca tcttacggat ggcatgacag	5520
taagagaatt atgcagtgtc gccataacca tgagtataa cactgcggcc aacttacttc	5580
tgacaacgat cggaggaccg aaggagctaa ccgctttttt gcacaacatg ggggatcatg	5640
taactcgcct tgatcgttgg gaaccggagc tgaatgaagc cataccaaac gacgagcgtg	5700
acaccacgat gcctgtagca atggcaacaa cgttgcgcaa actattaact ggcgaactac	5760
ttactctagc ttcccggcaa caattaatag actggatgga gccggataaa gttgcaggac	5820
cacttctgcg ctccggcctt ccggctggct ggtttattgc tgataaatct ggagccgggtg	5880
agcgtgggtc tcgcggtatc attgcagcac tggggccaga tggtaagccc tcccgtatcg	5940
tagttatcta caccagggg agtcaggcaa ctatggatga acgaaataga cagatcgctg	6000
agataggtgc ctactgatt aagcattggt aactgtcaga ccaagtttac tcatatatac	6060
tttagattga tttaaaactt catttttaat ttaaaaggat ctagggtgaag atcctttttg	6120
ataatctcat gaccaaaatc ccttaactg agttttcgtt cactgagcg tcagaccccg	6180
tagaaaagat caaaggatct tcttgagatc cttttttctt gcgcgtaatc tgctgcttgc	6240
aaacaaaaaa accaccgcta ccagcgggtg tttgtttgcc ggatcaagag ctaccaactc	6300
ttttccgaa ggttaactggc ttcagcagag cgcagatacc aaatactgtc cttctagtgt	6360
agccgtagtt aggccaccac ttaagaact ctgtagcacc gcctacatac ctgctctgc	6420
taatcctgth accagtggct gctgccagtg gcgataagtc gtgtcttacc gggttggact	6480
caagacgata gttaccggat aaggcgcagc ggtcgggctg aacggggggt tcgtgcacac	6540
agcccagctt ggagcgaacg acctacaccg aactgagata cctacagcgt gagctatgag	6600
aaagcggcac gcttcccga gggagaaagg cggacaggtt tccggtaagc ggcagggtcg	6660
gaacaggaga gcgcacgagg gagcttccag ggggaaacgc ctggtatctt tatagtcctg	6720
tcgggtttcg ccacctctga cttgagcgtc gatttttgtg atgctcgtca gggggcgga	6780

-continued

```
gcctatggaa aaacgccagc aacgcggcct ttttacggtt cctggccttt tgctggcctt 6840
tgctccacat ggctcgacag atct 6864
```

```
<210> SEQ ID NO 99
<211> LENGTH: 6106
<212> TYPE: DNA
<213> ORGANISM: Artificial Sequence
<220> FEATURE:
<223> OTHER INFORMATION: pTarget Histone H3
```

```
<400> SEQUENCE: 99
tcaatattgg ccattagcca tattattcat tggttatata gcataaatca atattggcta 60
ttggccattg catacgttgt atctatatca taatatgtac atttatattg gctcatgtcc 120
aatatgaccg ccattgttgc attgattatt gactagttat taatagtaat caattacggg 180
gtcattagtt catagcccat atatggagtt ccgctgtaca taacttacgg taaatggccc 240
gctggctga ccgcccaacg acccccgcgc attgacgtca ataatgacgt atgttcccat 300
agtaacgcc aataggactt tccattgacg tcaatgggtg gagtatttac ggtaaactgc 360
ccacttgcca gtacatcaag tgtatcatat gccaaagtcg cccctattg acgtcaatga 420
cggtaaatgg cccgcctggc attatgcca gtacatgacc ttacgggact ttcctacttg 480
gcagtacatc tacgtattag tcacgctat taccatggtg atgctgtttt ggcagtacac 540
caatgggctg ggatagcggg ttgactcacc gggatttcca agtctccacc ccattgacgt 600
caatgggagt ttgttttggc accaaaatca acgggacttt ccaaaatgct gtaacaactg 660
cgatcgcccg ccccgttgac gcaaatgggc ggtaggcgtg tacggtggga ggtctatata 720
agcagagctc gtttagttaa ccgtcagatc actagaagct ttattgctgt agtttatcac 780
agttaaatg ctaacgcagt cagtgtctct gacacaacag tctcgaactt aagctgcagt 840
gactctctta aggtagcctt gcagaagttg gtcgtgaggc actgggcagg taagtatcaa 900
ggttacaaga caggtttaag gagaccaata gaaactgggc ttgtcgagac agagaagact 960
cttgctgttc tgataggcac ctattggtct tactgacatc cactttgctt ttctctccac 1020
aggtgtccac tcccagttca attacagctc ttaaaaattg gatctccatt cgccattcag 1080
gctgcgcaac tgctgggaag gacgatcaga gcgggcctct tcgctattac gccagctggc 1140
gaaaaggacg tggcaagcaa ggcgattaag ttgagttacg ccaggatttt cccagtcacg 1200
acggtgtaaa acgacggcca gagaattata atacgactca ctatagggcg aattcggatc 1260
cttgctagcc tcgagacgcg tgataaggag ctcgagccac catggctcgt acaaagcaga 1320
ctgcccgcga atcgaccggt ggtaaagcac cgaggaagca actcgtcaca aaagccgctc 1380
gcaagagtgc gccctctact ggaggggtga agaaacctca tcgttacagg cctggtactg 1440
tggcactccg tgaattaga cgttatcaga agtccactga acttctgatt cgcaaacttc 1500
ccttccagcg tctggtgctg gaaattgtc aggacttcaa aacagatctg cgcttccaga 1560
gtgcagctat tgggtctttg caggaggcaa gtgaggccta tctggttggc ctttttgaag 1620
acaccaacct gtgtgctatc catgccaaac gtgtaacaat tatgccaaaa gacatccagc 1680
tagcacgccc catacgtgga gaacgtgctt aaggtaacca atctttcccg ggggtaccgt 1740
cgactgcccc cgcaattcc aagcttgagt attctatcgt gtcacctaaa taacttggcg 1800
taatcatggt catactgtt tctgtgtga aattgttacc cgtccacaat tccacacaac 1860
atacagaccg gaagcataaa gtgtaaagcc tggggtgctt aatgagtgag ctaactcaca 1920
ttaattgcgt tgcgcatgc ttccattttg tgagggttaa tgcttcgaga agacatgata 1980
```

-continued

agatacattg atgagtttgg acaaacccaca acaagaatgc agtgaaaaaa atgctttatt	2040
tgtgaaattt gtgatgctat tgctttattt gtaaccatta taagctgcaa taaacaagtt	2100
acaacaaca attgcattca ttttatgttt caggttcagg gggagatgtg ggaggttttt	2160
taaagcaagt aaaacctcta caaatgtggg aaaatccgat aaggatcgat tccggagcct	2220
gaatggcgaa tggacgcgcc ctgtagcggc gcattaagcg cggcgggtgt ggtggttacg	2280
cgcacgtgac cgctacactt gccagcgcgc tagcgcgcgc tcctttcgct ttcttcctt	2340
cctttctcgc cacgttcgcc ggctttcccc gtcaagctct aaatcggggg ctcccttag	2400
ggttccgatt tagtgcttta cggcacctcg accccaaaaa acttgattag ggtgatggtt	2460
cacgtagtgg gccatcgccc tgatagacgg tttttcgccc ttgacgttg gagtccacgt	2520
tctttaatag tggactcttg ttccaaactg gaacaacact caaccctatc tcggctctatt	2580
cttttgattt ataagggatt ttgccgattt cggcctattg gttaaaaaat gagctgattt	2640
acaacaaatt taacgcgaat ttttaacaaa tattaacgct tacaatttcg cctgtgtacc	2700
ttctgaggcg gaaagaacca gctgtggaat gtgtgtcagt taggggtgtg aaagtcccc	2760
ggctccccag caggcagaag tatgcaaagc atgcatctca attagtcagc aaccaggtgt	2820
ggaaagtccc caggctcccc agcaggcaga agtatgcaaa gcatgcatct caattagtca	2880
gcaaccatag tcccgcctct aactccgcgc atcccgcgc taactccgc cagttccgc	2940
cattctccgc cccatggctg actaattttt tttatttatg cagaggccga ggccgcctcg	3000
gcctctgagc tattccagaa gtagtgagga ggctttttt gaggcctagg cttttgcaa	3060
aagcttgatt cttctgacac aacagtctcg aacttaaggc tagagccacc atgattgaac	3120
aagatggatt gcacgcaggt tctccggcgc cttgggtgga gaggtattc ggctatgact	3180
gggcacaaca gacaatcggc tgctctgatg ccgccgtgtt ccggctgtca gcgcaggggc	3240
gcccggttct ttttgtcaag accgacctgt ccggtgccct gaatgaactg caggacgagg	3300
cagcgcggct atcgtggctg gccacgacgg gcgttccttg cgcagctgtg ctgcagcttg	3360
tcactgaagc gggaaaggac tggtctctat tgggcgaagt gccggggcag gatctcctgt	3420
catctcacct tgetcctgcc gagaaagtat ccatcatggc tgatgcaatg cggcggctgc	3480
atacgcttga tccggctacc tgcccattcg accaccaagc gaaacatcgc atcgagcgag	3540
cacgtactcg gatggaagcc ggtcttgctg atcaggatga tctggacgaa gagcatcagg	3600
ggctcgcgcc agccgaactg ttccgcaggc tcaaggcgcg catgcccgcg ggcgaggatc	3660
tcgtcgtgac ccatggcgat gcctgcttgc cgaatatcat ggtggaaaat ggccgctttt	3720
ctggattcat cgactgtggc cggctgggtg tggcggaccg ctatcaggac atagcgttg	3780
ctaccctga tattgctgaa gagcttgccg gcgaatgggc tgaccgcttc ctctgtcttt	3840
acggtatcgc cgctcccgat tcgcagcgca tcgccttcta tcgccttctt gacgagttct	3900
tctgagcggg actctggggt tcgaaatgac cgaccaagcg acgcccacc tgccatcacg	3960
atggccgcaa taaaatatct ttattttcat tacatctgtg tgttggtttt ttgtgtgaag	4020
atccgcgtat ggtgcactct cagtacaatc tgctctgatg ccgcatagtt aagccagccc	4080
cgacaccgc caacaccgc tgacgcgcc tgacgggctt gtctgctccc ggcacccgct	4140
tacagacaag ctgtgacctg ctccgggagc tgcatgtgtc agaggttttc accgtcatca	4200
ccgaaacgcg cgagacgaaa gggcctcgtg atacgcctat ttttataggt taatgtcatg	4260
ataataatgg tttcttagac gtcagggtgc acttttcggg gaaatgtgcg cggaaaccct	4320

-continued

```

atttgtttat ttttctaaat acattcaaat atgtatccgc tcatgagaca ataaccctga 4380
taaatgcttc aataatattg aaaaaggaag agtatgagta ttcaacattt ccgtgtcgcc 4440
cttatccct tttttgcggc attttgcctt cctgtttttg ctcaccaga aacgctggtg 4500
aaagtaaaag atgctgaaga tcagttgggt gcacgagtg gttacatcga actggatctc 4560
aacagcggta agatccttga gagttttcgc cccgaagaac gttttccaat gatgagcact 4620
tttaaagttc tgctatgtgg cgcggtatta tcccgtattg acgcccggca agagcaactc 4680
ggtcgccgca tacactattc tcagaatgac ttggttgagt actcaccagt cacagaaaag 4740
catcttacgg atggcatgac agtaagagaa ttatgcagtg ctgccataac catgagtgat 4800
aacactgcgg ccaacttact tctgacaacg atcggaggac cgaaggagct aaccgctttt 4860
ttgcacaaca tgggggatca tgtaactcgc cttgatcgtt gggaaaccgga gctgaatgaa 4920
gccataccaa acgacgagcg tgacaccacg atgcctgtag caatggcaac aacgttgcg 4980
aaactattaa ctggcgaact acttactcta gcttcccggc aacaattaat agactggatg 5040
gaggcggata aagttgcagg accacttctg cgctcggccc tccggctgg ctggtttatt 5100
gctgataaat ctggagccgg tgagcgtggg tctcgcggtc tcattgcagc actggggcca 5160
gatgtaaac cctcccgtat cgtagtatac tacacgacgg ggagtcagc aactatggat 5220
gaacgaaata gacagatcgc tgagataggt gcctcactga ttaagcattg gtaactgtca 5280
gaccaagttt actcatatat actttagatt gatttaaac ttcattttta atttaaaag 5340
atctagtgta agatcctttt tgataatctc atgacccaaa tcccttaacg tgagttttcg 5400
ttccactgag cgtcagacc cgtagaaaag atcaaaggat cttcttgaga tcctttttt 5460
ctgcgcgtaa tctgctgctt gcaaacaaaa aaaccaccgc taccagcggg ggtttgtttg 5520
cggatcaag agctaccaac tctttttccg aaggttaactg gcttcagcag agcgcagata 5580
ccaaatactg tccttctagt gtaccgtag ttaggccacc acttcaagaa ctctgtagca 5640
cgcctacat acctcctctc gctaatoctg ttaccagtggt ctgctgccag tggcgataag 5700
tcgtgtctta ccgggttggg ctcaagacga tagttaccgg ataaggcgca gcggtcgggc 5760
tgaacggggg gttcgtgcac acagcccagc ttggagcgaa cgacctacac cgaactgaga 5820
tacctacagc gtgagctatg agaaacgcc acgcttcccg aaggagagaa ggcggacagg 5880
tatccggtaa cgggcagggt cggaacagga gagcgcacga gggagcttc agggggaaac 5940
gcctggatc tttatagtcc tgcggggtt cgccacctct gacttgagcg tcgattttt 6000
tgatgctcgt cagggggggc gagcctatgg aaaaacgcca gcaacgcggc ctttttacgg 6060
ttcctggcct tttgctggcc ttttgetcac atggetcgac agatct 6106

```

<210> SEQ ID NO 100

<211> LENGTH: 6696

<212> TYPE: DNA

<213> ORGANISM: Artificial Sequence

<220> FEATURE:

<223> OTHER INFORMATION: pTarget SGLucON Alpha Porcine

<400> SEQUENCE: 100

```

tcaatattgg ccattagcca tattattcat tggttatata gcataaatca atattggcta 60
ttggccattg catacgttgt atctatatca taatatgtac atttatattg gctcatgtcc 120
aatatgaccg ccattgttggc attgattatt gactagttat taatagtaat caattacggg 180
gtcattagtt catagcccat atatggagtt ccgcgttaca taacttacgg taaatggccc 240
gcctggctga ccgcccacg acccccgcc attgacgtca ataagacgt atgttcccat 300

```

-continued

agtaacgcca atagggactt tccattgacg tcaatgggtg gagtatttac ggtaaactgc	360
ccacttgcca gtacatcaag tgtatcatat gccaaagccg ccccctattg acgtcaatga	420
cggtaaatgg cccgcctggc attatgocca gtacatgacc ttacgggact ttccacttg	480
gcagtacatc tacgtattag tcategctat taccatgggtg atgceggtttt ggcagtacac	540
caatgggctg ggatagcggg ttgactcacg gggatttcca agtctccacc ccattgacgt	600
caatgggagt ttgttttggc accaaaatca acgggacttt ccaaaatgtc gtaacaactg	660
cgatcgcccg ccccggtgac gcaaatgggc ggtaggcgtg tacgggtggga ggtctatata	720
agcagagctc gtttagtgaa ccgtcagatc actagaagct ttattgcegg agtttatcac	780
agttaaatg ctaacgcagt cagtgtctct gacacaacag tctcgaactt aagctgcagt	840
gactctctta aggtagcctt gcagaagttg gtcgtgaggc actgggcagg taagtatcaa	900
ggttacaaga caggtttaag gagaccaata gaaactgggc ttgtcgagac agagaagact	960
cttgcgtttc tgataggcac ctattggtct tactgacatc cactttgect ttctctccac	1020
aggtgtccac tcccagttca attacagctc ttaaaaattg gatctccatt cgcattcag	1080
gctgcgcaac tgctgggaag gacgatcaga gcgggctctc tcgctattac gccagctggc	1140
gaaagggacg tggcaagcaa ggcgattaag ttgagttacg ccaggathtt ccagtcacg	1200
acgttgtaaa acgacggcca gagaattata atacgactca ctatagggcg aattcgctag	1260
cgccgccacc atgggagtca aagtctgtt tgccctgacg tgcacgctg tggccgaggc	1320
caagcccacc gagaacaacg aagacttcaa catcgtggcc gtggccagca actttgcgac	1380
cacggatctc gatcgtgacc gagggaggt gcccggaag aagctgcccg tggaggtgct	1440
caaagagatg gaagccaatg cccggaagc tggctgcacc aggggctgct tgatctgcct	1500
gtcccacatc aagtgcacgc ccaagatgaa gaagtggctc ccaggacgct gccacaccta	1560
cgaagggcag aaagagtcg cacagggcgg catagggcag gcgatcgtcg atattcctga	1620
gattcctggg ttcaaggact tggagccaat ggagcagttc atcgcacagg tcgatctgtg	1680
tgtggactgc acaactggct gcctcaaagg gcttgccaac gtgcagtggt ctgacctgct	1740
caagaagtgg ctgccgaac gctgtgcgac ctttgccagc aagatccagg gccaggtgga	1800
caagatcaag ggggcccgtg gtgacgggccc cgggtgtgac ctgcctcaga cccacagcct	1860
ggctcacacc agagccctga ggctcctggc acaaatgagg agaactctct ccttctcctg	1920
cctggaccac agaagggact ttggttcccc tcatgaggct tttgggggca accaggtcca	1980
gaaggctcaa gccatggctc tggtgcatga gatgctccag cagaccttc agctcttcag	2040
cacagagggc tcggctgctg cctggaatga gagcctcctg caccagtctt gcactggact	2100
ggatcagcag ctcagggacc tggaaagctg tgtcatgcag gaggcggggc tggaaaggac	2160
ccccctgctg gaggaggact ccacctggc tgtgaggaat tacttccaca gactcacctt	2220
ctatctgcaa gagaagagct acagcccctg tgcctgggag atcgtcaggg cagaagtcat	2280
gagatccttc tcttctoca gaaacctgca agacagactc aggaagaagg agtgagcggc	2340
cggaattcc aagcttgagt attctatcgt gtcacctaaa taacttggcg taatcatggt	2400
catatctggt tcctgtgtga aattgttatc cgctcacaat tccacacaac atacgagccg	2460
gaagcataaa gtgtaaagcc tggggtgcct aatgagtgag ctaactcaca ttaattgcgt	2520
tgcgcgatgc ttccattttg tgaggggttaa tgcttcgaga agacatgata agatacattg	2580
atgagtttgg acaaacccaca acaagaatgc agtgaaaaaa atgctttatt tgtgaaattt	2640

-continued

gtgatgctat	tgctttat	gtaaccatta	taagctgcaa	taaacaagtt	acaacaaca	2700
attgcattca	ttttatg	caggttcagg	gggagatgtg	ggaggttttt	taaagcaagt	2760
aaaacctcta	caaatgtggt	aaaatccgat	aaggatcgat	tccggagcct	gaatggcgaa	2820
tggacgcgcc	ctgtagcggc	gcattaagcg	cggcgggtgt	ggtggttacg	cgcacgtgac	2880
cgctacactt	gccagcgccc	tagcgcgccg	tccttctcgt	ttcttccctt	cctttctcgc	2940
cacgttcgcc	ggctttcccc	gtcaagctct	aaatcggggg	ctcccttag	ggttccgatt	3000
tagtgcttta	cggcacctcg	acccccaaaa	acttgattag	ggtgatgggt	cacgtagtgg	3060
gccatcgccc	tgatagacgg	tttttcgccc	tttgacgttg	gagtccacgt	tctttaatag	3120
tggactcttg	ttccaaactg	gaacaacact	caacctatc	tcggtctatt	cttttgattt	3180
ataagggatt	ttgccgattt	cggcctattg	gttaaaaaat	gagctgattt	aacaaaaatt	3240
taacgcgaat	tttaacaaaa	tattaacgct	tacaatttcg	cctgtgtacc	ttctgagggc	3300
gaaagaacca	gctgtggaat	gtgtgtcagt	taggggtgtg	aaagtcccca	ggctccccag	3360
caggcagaag	tatgcaaagc	atgcatctca	attagtcagc	aaccaggtgt	ggaaagtccc	3420
caggctcccc	agcaggcaga	agtatgcaaa	gcatgcatct	caattagtca	gcaaccatag	3480
tccccccct	aactccgccc	atcccccccc	taactccgcc	cagttccgcc	cattctccgc	3540
cccatggctg	actaattttt	tttatttatg	cagaggccga	ggccgcctcg	gcctctgagc	3600
tattccagaa	gtagtgagga	ggcttttttg	gaggcctagg	cttttgcaaa	aagcttgatt	3660
cttctgacac	aacagtctcg	aacttaaggc	tagagccacc	atgattgaac	aagatggatt	3720
gcacgcaggt	tctccggccg	cttgggtgga	gaggctattc	ggctatgact	gggcacaaca	3780
gacaatcggc	tgctctgatg	ccgcccgtgt	ccggctgtca	gcgcaggggc	gcccggttct	3840
ttttgtcaag	accgacctgt	ccgggtgccct	gaatgaactg	caggacgagg	cagcgcggct	3900
atcgtggctg	gccacgacgg	gcgttccttg	cgcagctgtg	ctcgacgttg	tcaactgaagc	3960
gggaagggac	tggctgctat	tgggcgaagt	gccggggcag	gatctcctgt	catctcacct	4020
tgctcctgcc	gagaaagtat	ccatcatggc	tgatgcaatg	cggcggctgc	atacgttga	4080
tccggctacc	tgcccattcg	accaccaagc	gaaacatcgc	atcgagcgag	cacgtaactcg	4140
gatggaagcc	ggtcttctcg	atcaggatga	tctggacgaa	gagcatcagg	ggctcgcgcc	4200
agccgaactg	tccgccaggc	tcaaggcgcg	catgcccagc	ggcgaggatc	tcgtcgtgac	4260
ccatggcgat	gcctgcttgc	cgaatatcat	ggtggaaaat	ggccgctttt	ctggattcat	4320
cgactgtggc	cggctgggtg	tggcggaccg	ctatcaggac	atagcgttgg	ctaccctgta	4380
tattgctgaa	gagcttggcg	gcgaatgggc	tgaccgcttc	ctcgtgcttt	acggtatcgc	4440
cgctcccgat	tcgcagcgca	tcgccttcta	tcgccttctt	gacgagtctt	tctgagcggg	4500
actctgggg	tcgaaatgac	cgaccaagcg	acgcccacc	tgccatcacg	atggccgcaa	4560
taaaatctct	ttattttcat	tacatctgtg	tgttggtttt	ttgtgtgaag	atccgcgtat	4620
ggtgcactct	cagtacaatc	tgctctgatg	ccgcatagtt	aagccagccc	cgacaccgcg	4680
caacaccgcg	tgacgcgcc	tgacgggctt	gtctgctccc	ggcatccgct	tacagacaag	4740
ctgtgaccgt	ctccgggagc	tgcatgtgtc	agaggttttc	accgtcatca	ccgaaacgcg	4800
cgagacgaaa	gggctcgtg	atcgcctat	ttttataggt	taatgtcatg	ataataatgg	4860
ttcttagac	gtcagggtgc	acttttcggg	gaaatgtgog	cggaaacctt	atgtgtttat	4920
ttttctaaat	acattcaaat	atgtatccgc	tcatgagaca	ataacctga	taaatgcttc	4980
aataatattg	aaaaggaag	agtatgagta	ttcaacattt	ccgtgtcgcc	cttattccct	5040

-continued

```

tttttgccgc attttgcctt cctgtttttg ctcacccaga aacgctggtg aaagtaaaag 5100
atgctgaaga tcagttgggt gcacgagtgg gttacatcga actggatctc aacagcggta 5160
agatccttga gagttttcgc cccgaagaac gttttccaat gatgagcact tttaaagttc 5220
tgctatgtgg cgcgggtatta tcccgtattg acgcccggca agagcaactc ggtcgcgcga 5280
tacctattc tcagaatgac ttggttgagt actcaccagt cacagaaaag catcttacgg 5340
atggcatgac agtaagagaa ttatgcagtg ctgccataac catgagtgat aacctgcgg 5400
ccaacttact tctgacaacg atcggaggac cgaaggagct aaccgctttt ttgcacaaca 5460
tgggggatca tgtaactcgc cttgatcgtt gggaaaccgga gctgaatgaa gccataccaa 5520
acgacgagcg tgacaccacg atgcctgtag caatggcaac aacgttgccg aaactattaa 5580
ctggcgaact acttactota gcttcccggc aacaattaat agactggatg gaggcggata 5640
aagttgcagg accactttctg cgtcgggcc ttccggctgg ctggtttatt gctgataaat 5700
ctggagccgg tgagcgtggg tctcgcggta tcattgcagc actggggcca gatggtaagc 5760
cctcccgtat cgtagttatc tacacgacgg ggagtcaggc aactatggat gaacgaaata 5820
gacagatcgc tgagataggt gcctcactga ttaagcattg gtaactgtca gaccaagttt 5880
actcatatat actttagatt gatttaaaac ttcattttta atttaaaagg atctaggtga 5940
agatcctttt tgataatctc atgacaaaaa tcccctaacg tgagttttcg ttccactgag 6000
cgtcagaccc cgtagaaaag atcaaaggat cttcttgaga tccttttttt ctgcccgtaa 6060
tctgtcgtct gcaaaacaaa aaaccaccgc taccagcggg ggtttgtttg ccggatcaag 6120
agctaccaac tctttttcgc aaggttaactg gcttcagcag agcgcagata ccaaaactg 6180
tccttctagt gtagccgtag ttaggccacc acttcaagaa ctctgtagca ccgcctacat 6240
acctcgctct gctaatcctg ttaccagtgg ctgctgccag tggcgataag tcgtgtctta 6300
ccgggttgga ctcaagaaga tagttaccgg ataaggcgca gcggtcgggc tgaacggggg 6360
gttcgtgcac acagcccagc ttggagcgaa cgacctacac cgaactgaga tacctacagc 6420
gtgagctatg agaaagcgc acgcttcccg aagggagaaa ggccggacagg tatccggtaa 6480
gcccgcagggt cggaacagga gagcgcacga gggagcttcc aggggggaaac gcctggtatc 6540
tttatagtc tgctgggttt cggccactct gacttgagcg tcgatttttg tgatgctcgt 6600
caggggggcg gagcctatgg aaaaacgcca gcaacgcggc ctttttacgg ttctctgcct 6660
tttgcctggc ttttgcctac atggctcgac agatct 6696

```

```

<210> SEQ ID NO 101
<211> LENGTH: 6693
<212> TYPE: DNA
<213> ORGANISM: Artificial Sequence
<220> FEATURE:
<223> OTHER INFORMATION: pTarget GLucON Beta Porcine

```

```

<400> SEQUENCE: 101

```

```

tcaatattgg ccattagcca tattattcat tggttatata gcataaatca atattggcta 60
ttggccattg catacgttgt atctatatca taatatgtac atttatattg gctcatgtcc 120
aatatgaccg ccattgtggc attgattatt gactagttat taatagtaat caattacggg 180
gtcattagtt catagcccat atatggagtt ccgcgttaca taacttacgg taaatggccc 240
gcctggctga ccgcccaacg acccccggcc attgacgtca ataatgacgt atgttcccat 300
agtaacgcca atagggactt tccattgacg tcaatgggtg gagtatttac ggtaaacctgc 360

```


-continued

ccacttgcca	gtacatcaag	tgtatcatat	gccaagtcgg	ccccctattg	acgtcaatga	420
cggtaaatgg	cccgcctggc	attatgocca	gtacatgacc	ttacgggact	ttcctacttg	480
gcagtacatc	tacgtattag	tcategctat	taccatggtg	atgcggtttt	ggcagtacac	540
caatgggctg	ggatagcggg	ttgactcacg	gggatttcca	agtctccacc	ccattgacgt	600
caatgggagt	ttgttttggc	acaaaaatca	acgggacttt	ccaaaatgtc	gtaacaactg	660
cgatcgcccg	cccgttgac	gcaaatgggc	ggtaggcgtg	tacggtgga	ggtctatata	720
agcagagctc	gtttagtga	ccgtcagatc	actagaagct	ttattgctgg	agtttatcac	780
agttaaattg	ctaaccgagt	cagtgtctct	gacacaacag	tctcgaaact	aagctgcagt	840
gactctctta	aggtagcctt	gcagaagttg	gtcgtgaggc	actgggcagg	taagtatcaa	900
ggttacaaga	caggtttaag	gagaccaata	gaaactgggc	ttgtcgagac	agagaagact	960
cttgcttttc	tgataggcac	ctattggctt	tactgacatc	cactttgect	ttctctccac	1020
agggtgccac	tcccagttca	attacagctc	ttaaaaattg	gatctccatt	cgccattcag	1080
gctgcgcaac	tgctgggaag	gacgatcaga	gcgggcctct	tcgctattac	gccagctggc	1140
gaaagggacg	tggcaagcaa	ggcgattaa	ttgagttacg	ccaggatttt	cccagtcacg	1200
acgttgtaaa	acgacggcca	gagaattata	atagcactca	ctatagggcg	aattcgctag	1260
cgccgccacc	atgggagtca	aagtctgtt	tgccctgatc	tgcatcgctg	tggccgaggc	1320
caagcccacc	gagaacaacg	aagacttcaa	catcgtggcc	gtggccagca	actttgagac	1380
cacgatctc	gatgctgacc	gagggaaagt	gcccggcaag	aagctgcgcg	tggaggtgct	1440
caaagagatg	gaagccaatg	cccggaaagc	tggtgcacc	aggggctgtc	tgatctgcct	1500
gtcccacatc	aagtgcacgc	ccaagatgaa	gaagtggctc	ccaggacgct	gccacaccta	1560
cgaagggcag	aaagagtcgg	cacagggcgg	catagggcag	gcgatcgctg	atattcctga	1620
gattcctggg	ttcaaggact	tggagccaat	ggagcagttc	atgcacagg	tcgatctgtg	1680
tgtggactgc	acaactggct	gcctcaaagg	gcttgccaac	gtgcagtgtt	ctgacctgct	1740
caagaagtgg	ctgccgcaac	gctgtgcgac	ctttgccagc	aagatccagg	gccaggtgga	1800
caagatcaag	ggggccgggtg	gtgacgggcc	cgggatgagc	tatgatgtgc	ttcgatacca	1860
acaaaggagc	agcaatttgg	catgtcagaa	gctcctggga	cagttgacctg	ggactcctca	1920
atattgcctc	gaagatagga	tgaacttga	ggtcctgag	gagattatgc	aaccaccaca	1980
attccagaag	gaagatgcag	tattgattat	ccacgagatg	ctccagcaga	tcttcggcat	2040
tctcagaaga	aatttctcta	gcactggctg	gaatgaaacc	gtcattaaga	ctatccttgt	2100
ggaacttgat	gggcagatgg	atgacctgga	gacaatcctg	gaggaaatca	tggaggagga	2160
aaatttcccc	aggggagaca	tgaccattct	tcacctgaag	aaatattact	tgagcattct	2220
gcagtacctg	aagtccaagg	agtacagaag	ctgtgcctgg	acagtcgtcc	aagtggaaat	2280
cctcaggaac	ttttctttcc	ttaacagact	tacagattac	ctccggaact	gagcggccgc	2340
gaattccaag	cttgagtatt	ctatcgtgtc	acctaataa	cttggcgtaa	tcatggtcat	2400
atctgtttcc	tgtgtgaaat	tgttatccgc	tcacaattcc	acacaacata	cgagccggaa	2460
gcataaagtg	taaagcctgg	ggtgcctaata	gagtgagcta	actcacatta	attgctgtgc	2520
gcgatgcttc	cattttgtga	gggttaatgc	ttcgagaaga	catgataaga	tacattgatg	2580
agtttgagca	aaccacaaca	agaatgcagt	gaaaaaatg	ctttatttgt	gaaatttgtg	2640
atgctattgc	tttatttga	accattataa	gctgcaataa	acaagttaac	aacaacaatt	2700
gcattcattt	tatgtttcag	gttcaggggg	agatgtggga	ggttttttaa	agcaagtaaa	2760

-continued

acctctacaa atgtggtaaa atccgataag gatcgattcc ggagcctgaa tggcgaatgg	2820
acgcgccctg tagcggcgca ttaagcgcgg cgggtgtggt ggttacgcgc acgtgaccgc	2880
tacacttgcc agcgccttag cgcgccctcc ttctgcttcc ttcccttctt ttctcgcacc	2940
gttcgcccgc tttcccgcgc aagctctaaa tccggggctc cctttagggt tccgatttag	3000
tgctttacgg cacctcgacc ccaaaaaact tgattagggt gatggttcac gtagtgggcc	3060
atcgccctga tagacggttt ttccgccctt gacgttggag tccacgttct ttaatagtgg	3120
actcttgctc caaactggaa caaacctcaa ccctatctcg gtctattctt ttgatttata	3180
agggattttg ccgatttcgg cctatttggt aaaaaatgag ctgatttaac aaaaatttaa	3240
cgcaatttt acaaaaatat taacgcttac aatttcgcct gtgtacctc tgaggcggaa	3300
agaaccagct gtggaatgtg tgcagtttag ggtgtggaaa gtccccaggc tccccagcag	3360
gcagaagtat gcaaagcatg catctcaatt agtcagcaac caggtgtgga aagtccccag	3420
gtccccagc aggcagaagt atgcaaagca tgcactctca ttagtcagca accatagtcc	3480
cgcccctaac tccgccctc cgcgccctaa ctccgccag ttccgccctt tctccgcccc	3540
atggctgact aatttttttt atttatgcag aggccgaggc cgcctcggcc tctgagctat	3600
tccagaagta gtgaggaggc ttttttgtag gccctaggct ttgcaaaaag cttgattctt	3660
ctgacacaac agtctcgaac ttaaggctag agccaccatg attgaacaag atggattgca	3720
cgcaggttct ccgcccgtt ggggtggagag gctattcggc tatgactggg cacaacagac	3780
aatcggctgc tctgatgccc ccgtgttccg gctgtcagcg caggggcgcc cggttctttt	3840
tgtcaagacc gacctgtccg gtgcccgtga tgaactgcag gacgaggcag cgcggctatc	3900
gtggctggcc acgacggggc ttccctgcgc agctgtgctc gacgttgta ctgaagcggg	3960
aagggaactg ctgctattgg gcgaagtgcc ggggcaggat ctctgtcat ctacacctgc	4020
tccctcccag aaagtatcca tcatggctga tgcaatgcgg cggctgcata cgtttgatcc	4080
ggctacctgc ccattcgacc accaagcgaa acatcgcctc gagcagcac gtaactcgat	4140
ggaagccggc cttgtcgcac aggatgatct ggacgaagag catcaggggc tcgcgccagc	4200
cgaactgttc gccaggetca aggcgcgcct gcccgacggc gaggatctcg tcgtgaccca	4260
tggcgatgcc tgcttgccga atatcatggt ggaaaatggc cgtttttctg gattcatcga	4320
ctgtggccgg ctgggtgtgg cggaccgcta tcaggacata gcgttgcta cccgtgatat	4380
tgctgaagag cttggcggcg aatgggctga ccgcttctc gtgctttac gtatcgcgc	4440
tcccgatcgc cagcgcctcg ccttctatcg ccttcttgac gaggttctt gagcgggact	4500
ctggggttcg aaatgaccga ccaagcgcgc cccaacctgc catcacgatg gccgcaataa	4560
aatatcttta ttttcattac atctgtgtgt tggttttttg tgtgaagatc cgcgtatggt	4620
gcaactctcag tacaatctgc tctgatgccc catagttaag ccagccccga cccccccaa	4680
cacctcctga cgcgccctga cgggcttctc tgctccccgc atccgcttac agacaagctg	4740
tgaccgtctc cgggagctgc atgtgtcaga ggttttcacc gtcacaccg aaacgcgcga	4800
gacgaaaggg cctcgtgata cgcctatctt tatagggtta tgatcatgata ataaggttt	4860
cttagacgtc aggtggcact tttcggggaa atgtgcgcgg aacctctatt tgtttatctt	4920
tctaaataca ttcaaatatg tatccgctca tgagacaata accctgataa atgcttcaat	4980
aatattgaaa aaggaagagt atgagtatc aacatttccg tgctcgcctt attccctttt	5040
ttgcggcatt ttgccttct gtttttctc acccagaaac gctggtgaaa gtaaaagatg	5100

-continued

```

ctgaagatca gttgggtgca cgagtgggtt acatcgaact ggatctcaac agcggtaaga 5160
tccttgagag ttttcgcccc gaagaacggt ttccaatgat gagcactttt aaagttctgc 5220
tatgtggcgc ggtattatcc cgtattgacg cgggcaaga gcaactcggg cgccgcatac 5280
actattctca gaatgacttg gttgagtact caccagtcac agaaaagcat cttacggatg 5340
gcatgacagt aagagaatta tgcagtgtct ccataacatc gagtgataac actgcccga 5400
acttactctt gacaacgacg ggaggaccga aggagctaac cgcttttttg cacacatggt 5460
gggatcatgt aactcgcctt gatcgttggg aaccggagct gaatgaagcc ataccaaacg 5520
acgagcgtga caccacgatg cctgtagcaa tggcaacaac gttgcgcaa ctattaactg 5580
gogaactact tactctagct tcccggcaac aattaataga ctggatggag gcgataaag 5640
ttgcaggacc acttctgcgc tcggcccttc cggctggctg gtttattgct gataaatctg 5700
gagccgggtg gcgtgggtct cgcggtatca ttgcagcact ggggccagat ggtaagccct 5760
cccgtatcgt agttatctac acgacgggga gtcaggcaac tatggatgaa cgaaatagac 5820
agatcgctga gataggtgcc tcaactgatta agcattggta actgtcagac caagtttact 5880
catatatact ttagattgat ttaaaacttc attttaatt taaaaggatc taggtgaaga 5940
tcctttttga taatctcatg accaaaatcc cttaacgtga gttttcgttc cactgagcgt 6000
cagaccccggt agaaaagatc aaaggatctt cttgagatcc ttttttctg cgcgtaactc 6060
gctgcttgca aacaaaaaaaa ccaccgctac cagcgggtgt ttgtttgccg gatcaagagc 6120
taccactctt ttttcgaag gtaactggct tcagcagagc gcagatacca aatactgtcc 6180
ttctagtgtg gccgtagtta ggccaccact tcaagaactc tgtagcaccg cctacatacc 6240
tcgctctgct aatcctgtta ccagtggctg ctgccagtgg cgataagtcg tgtcttaccg 6300
ggttggactc aagacgatag ttaccggata aggcgcagcg gtcgggctga acgggggggt 6360
cgtgcacaca gccagcttg gagcgaacga cctacaccga actgagatac ctacagcgtg 6420
agctatgaga aagcgcacg cttcccgaag ggagaaaggc ggacaggat cccgtaagcg 6480
gcagggtcgg aacaggagag cgcacgaggg agcttcocagg gggaaacgcc tggtatcttt 6540
atagtcctgt cgggtttcgc cacctctgac ttgagcgtcg atttttgtga tgctcgtcag 6600
gggggcggag cctatggaaa aacgccagca acgcggcctt tttacggttc ctggcctttt 6660
gctggccttt tgetcacatg gctcgacaga tct 6693

```

<210> SEQ ID NO 102

<211> LENGTH: 6624

<212> TYPE: DNA

<213> ORGANISM: Artificial Sequence

<220> FEATURE:

<223> OTHER INFORMATION: pTarget GLucON Gamma Bovine

<400> SEQUENCE: 102

```

tcaatattgg ccattagcca tattattcat tggttatata gcataaatca atattggcta 60
ttggccattg catacgttgt atctatatca taatatgtac atttatattg gctcatgtcc 120
aatatgaccg ccattgtggc attgattatt gactagttat taatagtaat caattacggg 180
gtcattagtt catagcccat atatggagtt ccgcgttaca taacttacgg taaatggccc 240
gcctggctga ccgcccacg acccccgccc attgacgtca ataatgacgt atgttcccat 300
agtaacgccca atagggaact tccattgacg tcaatgggtg gagtatttac ggtaaactgc 360
ccacttgcca gtacatcaag tgtatcatat gccaaagtcg ccccctattg acgtcaatga 420
cggtaaatgg cccgcctggc attatgocca gtacatgacc ttacgggact ttcctacttg 480

```

-continued

gcagtacatc tacgtattag tcategctat taccatgggtg atgcgggtttt ggcagtacac	540
caatgggctt ggatagcggg ttgactcacg gggatttcca agtctccacc ccattgacgt	600
caatgggagt ttgttttggc accaaaatca acgggacttt ccaaaatgtc gtaacaactg	660
cgatcgcccg ccccggtgac gcaaatgggc ggtaggcgtg tacgggtggga ggtctatata	720
agcagagctc gtttagtgaa ccgtcagatc actagaagct ttattgagggt agtttatcac	780
agttaaattg ctaacgcagt cagtgtctct gacacaacag tctcgaaactt aagctgcagt	840
gactctctta aggtagcctt gcagaagttg gtcgtgaggc actgggcagg taagtatcaa	900
ggttacaaga caggtttaag gagaccaata gaaactgggc ttgtcgagac agagaagact	960
cttgcgtttc tgataggcac ctattggtct tactgacatc cactttgect ttctctccac	1020
aggtgtccac tcccagttca attacagctc ttaaaaattg gatctccatt cgccattcag	1080
gctgcgcaac tgctgggaag gacgatcaga gcgggctctc tcgctattac gccagctggc	1140
gaaagggacg tggcaagcaa ggcgattaag ttgagttacg ccaggathtt cccagtcacg	1200
acgttgtaaa acgacggcca gagaattata atacgactca ctatagggcg aattcgctag	1260
cgccgccacc atgggagtc aagtctgtt tgccctgac tcgatcgctg tggccgaggc	1320
caagcccacc gagaacaacg aagacttcaa catcgtggcc gtggccagca actttgcgac	1380
cacgatctc gatcgtgacc gagggaggtt gcccggaag aagctgcgcg tggaggtgct	1440
caaagagatg gaagccaatg cccggaagc tggctgcacc aggggctgct tgatctgect	1500
gtcccacatc aagtgcacgc ccaagatgaa gaagtggctc ccaggacgct gccacacct	1560
cgaagggcag aaagagtcg cacagggcgg catagggcag gcgatcgctg atattcctga	1620
gattcctggg ttcaaggact tggagccaat ggagcagttc atcgcacagg tcgatctgtg	1680
tgtggactgc acaactggct gcctcaaagg gcttgccaac gtgcagtggt ctgacctgct	1740
caagaagtgg ctgcccaac gctgtgcgac ctttgccagc aagatccagg gccaggtgga	1800
caagatcaag ggggccgggt gtgacgggcc ccagggccaa ttttttagag aaatagaaaa	1860
cttaaaggag tattttaatg caagtagecc agatgtagct aagggtgggc ctctcttctc	1920
agaaattttg aagaattgga aagatgaaag tgacaaaaaa attattcaga gccaaattgt	1980
ctccttctac ttcaaactct ttgaaaacct caaagataac caggtcattc aaaggagcat	2040
ggatataatc aagcaagaca tgtttcagaa gttcttgaat ggcagctctg agaaactgga	2100
ggacttcaaa aagctgattc aaattccggt ggatgatctc cagatccagc gcaaagccat	2160
aatgaactc atcaaagtga tgaatgacct gtcacccaaa tctaacctca gaaagcggaa	2220
gagaagtcag aatctcttcc gaggccggag agcatcaacg taagcggccg cgaattccaa	2280
gcttgagtat tctatcgtgt cacctaata acttgccgta atcatggta tatctgttcc	2340
ctgtgtgaaa ttgttatccg ctcaaatc cacacaacat acgagccgga agcataaagt	2400
gtaaagcctg ggggtgctaa tgagtgagct aactcacatt aattgcgttg cgcgatgctt	2460
ccattttgtg agggttaatg cttcgagaag acatgataag atacattgat gagtttgac	2520
aaaccacaac aagaatgcag tgaaaaaat gctttatttg tgaaattgt gatgctattg	2580
ctttattgtg aaccattata agctgcaata aacaagttaa caacaacaat tgcattcatt	2640
ttatgtttca ggttcagggg gagatgtggg aggtttttta aagcaagtaa aacctctaca	2700
aatgtggtaa aatccgataa ggatcgattc cggagcctga atggcgaatg gacgcgcctc	2760
gtagcggcgc ataaagcgcg gcgggtgtgg tggttacgcg cacgtgaccg ctacaactgc	2820

-continued

cagcgcccta gcgcccgtc ctttcgctt cttcccttc tttctcgcca cgttcgccg	2880
ctttcccctg caagctctaa atcgggggct ccccttaggg ttccgattta gtgctttacg	2940
gcacctcgac cccaaaaaac ttgattaggg tgatggttca cgtagtgggc catcgccctg	3000
atagacgggt tttcgccctt tgacgttga gtccaogttc tttaatagtg gactcttgtt	3060
ccaaactgga acaacactca accctatctc ggtctattct tttgatttat aagggatttt	3120
gccgatattc gcctattggt taaaaaatga gctgatttaa caaaaattta acgcaattt	3180
taacaaaata ttaacgctta caatttcgcc tgtgtacctt ctgaggcgga aagaaccagc	3240
tgtggaatgt gtgtcagtta ggggttgaa agtccccagg ctccccagca ggcaagaat	3300
tgcaaaagc gcactcctat tagtcagcaa ccagggtggg aaagtcccca ggctccccag	3360
caggcagaag tatgcaaaag atgcatctca attagtcagc aaccatagtc ccgcccctaa	3420
ctccgcccat cccgccctca actccgccca gttccgccca ttctccgcc catggctgac	3480
taattttttt tatttatgca gaggccgagg ccgctcggc ctctgagcta ttccagaagt	3540
agtgaggagg cttttttgga ggcctaggct tttgcaaaaa gcttgattct tctgacaaa	3600
cagtctcgaa ctttaaggcta gagccaccat gattgaacaa gatggattgc acgcaggttc	3660
tccggccgct tgggtggaga ggtattcgg ctatgactgg gcacaacaga caatcgctg	3720
ctctgatgac gccgtgttc ggtgtcagc gcaggggccc ccggttcttt ttgtcaagac	3780
cgacctgtcc ggtgccctga atgaactgca ggacgaggca gcgcggtat cgtggctggc	3840
cacgacgggc gttccttgcc cagctgtgct cgacgttctc actgaagcgg gaagggactg	3900
gctgctattg ggcaagtgcc cggggcagga tctcctgtca tctcacttg ctctgccga	3960
gaaagtatcc atcatggctg atgcaatgca gcggctgcat acgcttgatc cggctacctg	4020
cccattcgac caccaagcga aacatcgcat cgagcgagca cgtactcgga tggaaagcgg	4080
tcttctgat caggatgatc tggacgaaga gcatcagggg ctccgccag ccgaactgtt	4140
cgccaggctc aagcgccgca tgcccagcgg cgaggatctc gtcgtgacct atggcgatgc	4200
ctgcttgccg aatatcatgg tggaaaatgg ccgctttctt ggattcatcg actgtggccg	4260
gctgggtgtg gcgaccgct atcaggacat agcgttggt acccgtgata ttgctgaaga	4320
gcttgccgga gaatgggctg accgcttctt cgtgctttac ggtatcggc ctcccattc	4380
gcagcgcac gcctctctc gcctctctga cgagttcttc tgagcgggac tctgggggtc	4440
gaaatgaccg accaagcgc gcccaacctg ccatcacgat ggccgcaata aatatcttt	4500
attttcatta catctgtgtg ttggtttttt gtgtgaagat ccgctgatgg tgactctca	4560
gtacaactct ctctgatgac gcatagttaa gccagccccg acaccgccca acaccgctg	4620
acgcgccctg acgggcttgt ctgctcccgg catccgctta cagacaagct gtgaccgtct	4680
ccgggagctg catgtgtcag aggtttttcac cgtcatcacc gaaacgcgcg agacgaaag	4740
gcctcgtgat acgctatctt ttatagggtt atgtcatgat aataatgggt tcttagactg	4800
cagggtggac ttttcgggga aatgtgcgca gaacctat ttgtttattt ttctaaatac	4860
attcaaatat gtatccgctc atgagacaat aaccctgata aatgcttcaa taatattgaa	4920
aaaggaagag tatgagtatt caacatttcc gtgtcgcctt tattcccttt tttgcggcat	4980
tttgccctcc tgtttttgct caccagaaa cgctggtgaa agtaaaagat gctgaagatc	5040
agttgggtgc acgagtggtt tacatcgaac tggatctcaa cagcggtaag atccttgaga	5100
gttttcgccc cgaagaacgt tttccaatga tgagcacttt taaagttctg ctatgtggcg	5160
cggtattatc ccgtattgac gccgggcaag agcaactcgg tcgcccata cactattctc	5220

-continued

```

agaatgactt ggttgagtac tcaccagtca cagaaaagca tcttacggat ggcatgacag 5280
taagagaatt atgcagtgct gccataacca tgagtataa cactgcgccc aacttacttc 5340
tgacaacgat cggaggaccg aaggagctaa ccgctttttt gcacaacatg ggggatcatg 5400
taactcgctt tgatcgttgg gaaccggagc tgaatgaagc cataccaaac gacgagcgtg 5460
acaccacgat gcctgtagca atggcaacaa cgttgcgcaa actattaact ggcgaaactac 5520
ttactotagc ttccccgcaa caattaatag actggatgga ggcgataaa gttgcaggac 5580
cacttctgcg ctcggccctt ccgctgggct ggtttattgc tgataaatct ggagccggtg 5640
agcgtgggtc tcgcggtatc attgcagcac tggggccaga tggtaagccc tcccgtatcg 5700
tagttatcta cacgacgggg agtcaggcaa ctatggatga acgaaataga cagatcgctg 5760
agataggtag ctcactgatt aagcattggt aactgtcaga ccaagtttac tcatatatac 5820
tttagattga tttaaaactt catttttaat ttaaaaggat ctaggatgaag atcctttttg 5880
ataatctcat gaccaaaatc ccttaacgtg agttttcgtt ccaactgagcg tcagaccccc 5940
tagaaaagat caaaggatct tcttgagatc ctttttttct gcgcgtaate tgctgcttgc 6000
aaacaaaaaa accaccgcta ccagcgggtg tttgtttgcc ggatcaagag ctaccaactc 6060
tttttcgcaa ggtaactggc ttcagcagag cgcagatacc aaatactgtc cttctagtgt 6120
agccgtagtt aggccaccac ttaagaact ctgtagcacc gcctacatac ctcgctctgc 6180
taatcctggt accagtggtt gctgccagtg gcgataagtc gtgtcttacc gggttggact 6240
caagacgata gttaccggat aaggcgcagc ggtcgggctg aacggggggt tcgtgcacac 6300
agcccagctt ggagcgaaac accacaccgg aactgagata cctacagcgt gagctatgag 6360
aaagcggcac gcttcccga gggagaaagg cggacaggtt tccggtaagc ggcagggtcg 6420
gaacaggaga gcgcacgagg gagcttccag ggggaaacgc ctggtatcct tatagtcctg 6480
tcgggtttcg ccacctctga cttgagcgtc gatttttgtg atgctcgtca ggggggcgga 6540
gcctatggaa aaacgccagc aacgcggcct ttttaagggt cctggccttt tgctggcctt 6600
ttgctcactt ggctcgacag atct 6624

```

<210> SEQ ID NO 103

<211> LENGTH: 6723

<212> TYPE: DNA

<213> ORGANISM: Artificial Sequence

<220> FEATURE:

<223> OTHER INFORMATION: pTarget GLucON Lambda Bovine

<400> SEQUENCE: 103

```

tcaatattgg ccattagcca tattattcat tggttatata gcataaatca atattggcta 60
ttggccattg catacgttgt atctatatca taatatgtac atttatattg gctcatgtcc 120
aatatgaccg ccattgttggc attgattatt gactagttat taatagtaat caattacggg 180
gtcattagtt catagcccat atatggagtt ccgctttaca taacttacgg taaatggccc 240
gcctggctga ccgcccacg acccccggcc attgacgtca ataagacgt atgttcccat 300
agtaacgcca atagggaact tccattgacg tcaatgggtg gagtatttac ggtaaactgc 360
ccacttgcca gtacatcaag tgtatcatat gccaaagtcg ccccctattg acgtcaatga 420
cggtaaatgg cccgcctggc attatgccc gtacatgacc ttacgggact ttccacttg 480
gcagtacatc tacgtattag tcactcgtat taccatgggt atgctggttt ggcagtacac 540
caatggcgtt ggatagcggg ttgactcaag gggatttcca agtctccacc ccattgacgt 600

```

-continued

caatgggagt ttgttttggc accaaaaatca acgggacttt ccaaaatgtc gtaacaactg	660
cgatcgcccg ccccgttgac gcaaatgggc ggtaggcgtg tacggtgga ggtctatata	720
agcagagctc gtttagtgaa cgcagatc actagaagct ttattgagg agtttatcac	780
agttaaattg ctaacgcagt cagtgttct gacacaacag tctcgaactt aagctgcagt	840
gactctctta aggtagcctt gcagaagttg gtcgtgaggc actgggcagg taagtatcaa	900
ggttacaaga caggtttaag gagaccaata gaaactgggc ttgtcgagac agagaagact	960
cttgcgtttc tgataggcag ctattggtct tactgacatc cactttgctt ttctctccac	1020
agggtgcccac tcccagttca attacagctc ttaaaaattg gatctccatt cgccattcag	1080
gctgcgcaac tgctgggaag gacgatcaga ggggacctct tcgctattac gccagctggc	1140
gaaagggagc tggcaagcaa ggcgattaag ttgagttacg ccaggatttt cccagtcacg	1200
acggtgtaaa acgacggcca gagaattata atacgactca ctatagggag aattcgctag	1260
cgccgccacc atgggagtc aagtctgtt tgccctgac tgcatcgctg tggccgaggc	1320
caagcccacc gagaacaacg aagacttcaa catcgtggcc gtggccagca actttgcgac	1380
cacggatctc gatgctgacc gagggaagtt gcccgcaag aagctgccgc tggaggtgct	1440
caaagagatg gaagccaatg cccggaagc tggtgcacc aggggctgct tgatctgctt	1500
gtcccacatc aagtgcacgc ccaagatgaa gaagtggctc ccaggacgct gccacacta	1560
cgaaggcgac aaagagtccg cacaggcggc cataggcgag gcgatcgtc atattctga	1620
gattcctggg ttcaaggact tggagccaat ggagcagttc atcgcacagg tcgatctgtg	1680
tgtggactgc acaactggct gcctcaaagg gcttgccaac gtgcagtgtt ctgacctgct	1740
caagaagtgg ctgccgaac gctgtgcgac ctttgccagc aagatccagg gccaggtgga	1800
caagatcaag ggggccgggt gtgacgggccc caggacagga gcagttcctg tgccctctgc	1860
ccccagggcc ctcccactg ccaggggctg ccacgtggcc cagttcaagt ctctgtcccc	1920
tcaagagctg caggccttca agacggccag ggatgccttt gaagactcgt tcttgccaaa	1980
ggactgggac tgcagcacc accttttccc caggaccggc gacctgaagc acctgcaggt	2040
gtgggagcgc cctgtggctc tggaggcaga gctggccctg aactgacgg tcctggaggc	2100
catggctaac tcacccctgg gccacagcct ggagcagccc cttctcacgc tcagaacat	2160
ccactccaag ctccaggcct gtgtcccagc tcagcccaca gcaagctcca gggcccgggg	2220
ccgcctccac cactggctgc accgcctcca ggaggcccgg aaggagtccc aggactgcct	2280
cgaagcctct gtgatgttca acctcctccg cctcctcacc cgggacctga aatgtgttc	2340
cagcggagac cagtgtgtct gagcggccgc gaattccaag cttgagtatt ctatcgtgtc	2400
acctaaataa cttggcgtaa tcatggtcat atctgtttcc tgtgtgaaat tgttatccgc	2460
tcacaattcc acacaacata cgagccggaa gcataaagtg taaagcctgg ggtgccta	2520
gagtgagcta actcacatta attgcgttgc gcgatgcttc cattttgtga gggttaatgc	2580
ttcgagaaga catgataaga tacattgatg agtttgaca aaccacaaca agaatgcagt	2640
gaaaaaatg ctttatttgt gaaatttgtg atgctattgc tttatttga accattataa	2700
gctgcaataa acaagttaac aacaacaatt gcattcattt tatgtttcag gttcaggggg	2760
agatgtggga ggttttttaa agcaagtaaa acctctacaa atgtggtaaa atccgataag	2820
gatcgattcc ggagcctgaa tggcgaatgg acgcgccctg tagcggcgca ttaagcggg	2880
cgggtgtggg ggttacgcgc acgtgaccgc tacacttgcc agcgcctag cgcccgtcc	2940
tttcgcttc ttcctctct ttctcgccac gttcgccggc tttcccctc aagctctaaa	3000

-continued

tccggggctc	cctttagggt	tccgatttag	tgccttacgg	caectcgacc	ccaaaaaact	3060
tgattagggt	gatggttcac	gtagtgggcc	atcgccctga	tagacggttt	ttcgcccttt	3120
gacgttgagg	tccacgttct	ttaatagtgg	actcttgttc	caaactggaa	caacactcaa	3180
ccctatctcg	gtctattctt	ttgatttata	agggattttg	ccgatttcgg	cctattgggt	3240
aaaaaatgag	ctgatttaac	aaaaatttaa	cggaattttt	aacaaaatat	taacgcttac	3300
aatttcgctc	gtgtaccttc	tgaggcggaa	agaaccagct	gtggaatgtg	tgtcagttag	3360
gggtgggaaa	gtccccaggc	tccccagcag	gcagaagtat	gcaaagcatg	catctcaatt	3420
agtcagcaac	cagggtgtga	aagtccccag	gctccccagc	aggcagaagt	atgcaaagca	3480
tgcatctcaa	ttagttagca	accatagtcc	cgccccaac	tccgcccac	ccgccccaa	3540
ctccgcccag	ttccgcccac	tctccgcccc	atggctgact	aatttttttt	atztatgcag	3600
agcccgaggc	cgctcgggcc	tctgagctat	tccagaagta	gtgaggaggc	ttttttggag	3660
gcctaggctt	ttgcaaaaag	cttgattctt	ctgacacaac	agtctcgaac	ttaaggctag	3720
agccaccatg	attgaacaag	atggattgca	cgcaggttct	ccggccgctt	gggtggagag	3780
gctattcggc	tatgactggg	cacaacagac	aatcggtctc	tctgatgccg	ccgtgttccg	3840
gctgtcagcg	cagggggccc	cggttctttt	tgtcaagacc	gacctgtccg	gtgccctgaa	3900
tgaactgcag	gacgaggcag	cgcggtctac	gtggctggcc	acgacggggc	ttccttgccg	3960
agctgtgctc	gacgttgta	ctgaacgggg	aagggactgg	ctgctattgg	gcgaagtgcc	4020
ggggcaggat	ctcctgtcat	ctcaccttgc	tectgccgag	aaagtatcca	tcatggctga	4080
tgcaatgcgg	cggtctcata	cgcttgatcc	ggctaactgc	ccattcgacc	accaagcgaa	4140
acatcgcatc	gagcgagcac	gtactcggat	ggaagccggt	cttgtcgatc	aggatgatct	4200
ggacgaagag	catcaggggc	tccgcccagc	cgaactgttc	gccaggctca	aggcgcgcat	4260
gccccagcgc	gaggatctcg	tctgtaocca	tggcgatgcc	tgcttgccga	atatcatggt	4320
ggaaaatggc	cgcttttttg	gattcatcga	ctgtggccgg	ctgggtgtgg	cggaccgcta	4380
tcaggacata	gcgttggtca	cccgtgatat	tgctgaagag	cttggcggcg	aatgggctga	4440
ccgcttcttc	gtgctttaac	gtatcgccgc	tcccgattcg	cagcgcacgc	ccttctatcg	4500
ccttcttgac	gagttcttct	gagcgggact	ctggggttcg	aaatgaccga	ccaagcgacg	4560
cccaacctgc	catcacgatg	gcccgaataa	aatatcttta	ttttcattac	atctgtgtgt	4620
tggttttttg	tgtgaagatc	cgcgataggt	gcactctcag	tacaactctg	tctgatgccg	4680
catagttaag	ccagccccga	cacccgccaa	cacccgctga	cgccccctga	cgggcttgct	4740
tgctcccggc	atccgcttac	agacaagctg	tgaccgtctc	cgggagctgc	atgtgtcaga	4800
ggttttcacc	gtcatcaccg	aaacgcgcga	gacgaaaggg	cctcgtgata	cgctatttt	4860
tataggttaa	tgtcatgata	ataatggttt	cttagacgtc	aggtggcact	tttcggggaa	4920
atgtgcgcgg	aacccttatt	tgtttatttt	tctaaataca	ttcaaatatg	tatccgctca	4980
tgagacaata	acctgataa	atgcttcaat	aatattgaaa	aaggaagagt	atgagtattc	5040
aacatttcog	tgtcgcctt	attccctttt	ttgcggcatt	ttgccttctc	gtttttgctc	5100
accagaaaac	gctgggtgaa	gtaaaagatg	ctgaagatca	gttgggtgca	cgagtgggtt	5160
acatcgaact	ggatctcaac	agcggtaaga	tccttgagag	ttttcgcccc	gaagaacggt	5220
ttccaatgat	gagcactttt	aaagttctgc	tatgtggcgc	ggtattatcc	cgtattgacg	5280
ccgggcaaga	gcaactcggg	cgccgcatac	actatttctc	gaatgacttg	gttgagtact	5340

-continued

```

caccagtcac agaaaagcat cttacggatg gcatgacagt aagagaatta tgcagtgctg 5400
ccataacccat gagtgataac actgcgccca acttacttct gacaacgatc ggaggaccga 5460
aggagctaac cgcttttttg cacaacatgg gggatcatgt aactcgcctt gatcgttggg 5520
aaccggagct gaatgaagcc ataccaaacg acgagcgtga caccacgatg cctgtagcaa 5580
tggcaacaac gttcgcgaaa ctattaactg gcgaactact tactctagct tcccggcaac 5640
aattaataga ctggatggag gcggataaag ttgcaggacc acttctgcgc tcggcccttc 5700
cggctggctg gtttattgct gataaatctg gagccgggtg gcgtgggtct cgcggtatca 5760
ttgcagcact ggggccagat ggtaagccct cccgtatcgt agttatctac acgacgggga 5820
gtcaggcaac tatggatgaa cgaatagac agatecgtga gataggtgcc tcaactgatta 5880
agcattggta actgtcagac caagtttact catatatact ttagattgat ttaaaacttc 5940
atthttaatt taaaaggatc taggtgaaga tcctttttga taatctcatg accaaaatcc 6000
cttaacgtga gttttcgttc cactgagcgt cagaccccg agaaaagatc aaaggatcct 6060
cttgagatcc tttttttctg cgcgtaactc gctgcttgca aacaaaaaaaa ccaccgctac 6120
cagcgggtgt ttgtttcgcg gatcaagac taccaactct tttccgaag gtaactggct 6180
tcagcagagc gcagatacca aatactgtcc ttctagtgtg gccgtagtta ggccaccact 6240
tcaagaactc tgtagcaccg cctacatacc tcgctctgct aatcctgtta ccagtggctg 6300
ctgccagtgg cgataagtcg tgtcttaccg gtttggaactc aagacgatag ttaccggata 6360
aggcgcagcg gtcgggctga acggggggtt cgtgcacaca gccagcttg gagcgaacga 6420
cctacaccga actgagatac ctacagcgtg agctatgaga aagcgcacg cttcccgaag 6480
ggagaaaggc ggacaggtat ccggtaagcg gcagggtcgg aacaggagag cgcacgaggg 6540
agcttccagg gggaaacgcc tggtatcttt atagtctgt cgggtttcgc cacctctgac 6600
ttgagcgtcg atthttgtga tgctcgtcag gggggcggag cctatggaaa aacgccagca 6660
acgcggcctt tttacggttc ctggcctttt gctggccttt tgctcacatg gctcagacaga 6720
tct 6723

```

<210> SEQ ID NO 104

<211> LENGTH: 6201

<212> TYPE: DNA

<213> ORGANISM: Artificial Sequence

<220> FEATURE:

<223> OTHER INFORMATION: pTarget porcine interferon alpha

<400> SEQUENCE: 104

```

tcaatattgg ccattagcca tattattcat tggttatata gcataaatca atattggcta 60
ttggccattg catacgttgt atctatatca taatatgtac atthtatattg gctcatgtcc 120
aatatgaccg ccattgttggc attgattatt gactagttat taatagtaat caattacggg 180
gtcattagtt catagcccat atatggagtt ccgcgttaca taacttacgg taaatggccc 240
gcctggctga ccgccaacg acccccgcc attgacgtca ataatgacgt atgttcccat 300
agtaacgcc aataggactt tccattgacg tcaatgggtg gactatttac ggtaaactgc 360
ccacttgga gtacatcaag tgtatcatat gccaaagtcg cccctattg acgtcaatga 420
cggtaaatgg cccgcctggc attatgccca gtacatgacc ttacgggact ttctacttg 480
gcagtacatc tacgtattag tcategctat taccatgggtg atgcgggtttt ggcagtacac 540
caatgggctg ggatagcggg ttgactcacg gggatttcca agtctccacc ccattgacgt 600
caatgggagt ttgttttggc accaaaatca acgggacttt ccaaaatgac gtaacaactg 660

```

-continued

cgatcgcccg	ccccgttgac	gcaaatgggc	ggtaggcgtg	tacggtgga	ggtctatata	720
agcagagctc	gtttagtga	ccgtcagatc	actagaagct	ttattgcggg	agtttatcac	780
agttaaattg	ctaacgcagt	cagtgttct	gacacaacag	tctcgaaact	aagctgcagt	840
gactctctta	aggtagcctt	gcagaagttg	gtcgtgaggc	actgggcagg	taagtatcaa	900
ggttacaaga	caggtttaag	gagaccaata	gaaactgggc	ttgtcgagac	agagaagact	960
cttgctttc	tgataggcac	ctattggtct	tactgacatc	cactttgect	ttctctccac	1020
agggtgccac	tcccagttca	attacagctc	ttaaaaattg	gatctccatt	cgccattcag	1080
gctgcgcaac	tgctgggaag	gacgatcaga	gcgggcctct	tcgctattac	gccagctggc	1140
gaaagggacg	tggcaagcaa	ggcgattaa	ttgagttacg	ccaggattht	cccagtcacg	1200
acgttgtaaa	acgacggcca	gagaattata	atacgactca	ctataggggc	gatccgctag	1260
cgccgccacc	atggcccaa	cctcagcctt	cctcagggcc	ctggtgctac	tcagctgcaa	1320
tgccatctgc	tctctgggct	gtgacctgcc	tcagaccac	agcctggctc	acaccagagc	1380
cctgaggtc	ctggcacaaa	tgaggagaat	ctctcccttc	tcctgectgg	accacagaag	1440
ggactttggt	tcccctcatg	aggcttttgg	gggcaaccag	gtccagaagg	ctcaagccat	1500
ggctctgggtg	catgagatgc	tccagcagac	cttccagctc	ttcagcacag	agggtctggc	1560
tgctgcctgg	aatgagagcc	tctgcacca	gttctgcact	ggactggatc	agcagctcag	1620
ggacctggaa	gcctgtgtca	tgacagagcc	ggggctggaa	gggaccccc	tgctggagga	1680
ggactccatc	ctggctgtga	ggaataactt	ccacagactc	accctctatc	tgcaagagaa	1740
gagctacagc	ccctgtgctt	gggagatcgt	cagggcagaa	gtcatgagat	ccttctcttc	1800
ctccagaaac	ctgcaagaca	gactcaggaa	gaaggagtga	gcggcccgca	attccaagct	1860
tgagtattct	atcgtgtcac	ctaataact	tggcgtaatc	atggtcatat	ctgtttcctg	1920
tgtgaaattg	ttatccgctc	acaattccac	acaacatacg	agccggaagc	ataaagtgtg	1980
aagcctgggg	tgccctaatg	gtgagctaac	tcacattaat	tgcgttgccg	gatgcttcca	2040
ttttgtgagg	gttaatgctt	cgagaagaca	tgataagata	cattgatgag	tttggacaaa	2100
ccacaacaag	aatgcagtga	aaaaaatgct	ttatttgtga	aatttgtgat	gctattgctt	2160
tatttgaac	cattataagc	tgcaataaac	aagttaacaa	caacaattgc	attcatttta	2220
tgtttcaggt	tcagggggag	atgtggggag	ttttttaaag	caagtaaaac	ctctacaaat	2280
gtggtaaaat	ccgataagga	tcgattccgg	agcctgaatg	gcgaatggac	gcgcctgta	2340
gcggcgcatt	aagcgcggcg	ggtgtgggtg	ttacgcgcac	gtgaccgcta	cacttgccag	2400
cgccctagcg	cccgcctcct	tcgctttctt	cccttccttt	ctcgccacgt	tcgcccggctt	2460
tcccctgcaa	gctctaaatc	gggggtctcc	tttagggttc	cgatttagtg	ctttacggca	2520
cctcgacccc	aaaaaacttg	attaggggtg	tggttcacgt	agtgggcat	cgccctgata	2580
gacggttttt	cgccctttga	cgttggagtc	cacgttcttt	aatagtgga	tcttgttcca	2640
aactggaaca	acactcaacc	ctatctcggg	ctattctttt	gatttataag	ggattttgcc	2700
gatttcggcc	tattggttaa	aaaatgagct	gatttaacaa	aaatttaacg	cgaattttaa	2760
caaaatatta	acgcttacia	tttcgcctgt	gtaccttctg	aggcggaaag	aaccagctgt	2820
ggaatgtgtg	tcagttaggg	tgtggaaagt	ccccaggctc	cccagcaggc	agaagtatgc	2880
aaagcatgca	tctcaattag	tcagcaacca	ggtgtggaaa	gtccccaggc	tcccagcag	2940
gcagaagtat	gcaaaagcatg	catctcaatt	agtcagcaac	catagtcctg	cccctaactc	3000

-continued

cgcccatccc gccccctaact ccgcccagtt ccgcccattc tccgcccatt ggctgactaa	3060
ttttttttat ttatgcagag gccgagggcc cctcggcctc tgagctattc cagaagtagt	3120
gaggaggctt ttttgaggc ctaggctttt gcaaaaagct tgattcttct gacacaacag	3180
tctcgaactt aaggctagag ccacatgat tgaacaagat ggattgcacg caggttctcc	3240
ggccgcttgg gtggagaggc tattcggcta tgactgggca caacagacaa tcggctgctc	3300
tgatgccgcc gtgttccggc tgtcagcgca ggggcgccc gttctttttg tcaagaccga	3360
cctgtccggt gccctgaatg aactgcagga cgaggcagcg cggctatcgt ggctggccac	3420
gacggggctt ccttgcgag ctgtgctcga cgttgtcact gaagcggaa gggactggct	3480
gctattgggc gaagtgcgg ggcaggatct cctgtcatct caccttgctc ctgccgagaa	3540
agtatccatc atggctgatg caatgcggcg gctgcatacg cttgatccgg ctacctgcc	3600
attcgaccac caagcgaac atcgcacga gcgagcacgt actcggatgg aagccggtct	3660
tgatgatcag gatgatctgg acgaagagca tcaggggctc gcgccagccg aactgttccg	3720
caggctcaag gcgcgatgc ccgacggcga ggatctcgtc gtgaccatg gcgatgctg	3780
cttgccgaat atcatggtgg aaaatggccg cttttctgga ttcacgact gtggccggct	3840
gggtgtggcg gaccgctatc aggacatagc gttggctacc cgtgatattg ctgaagagct	3900
tggcggcga tgggctgacc gcttctcgt gctttacggt atcgcgctc ccgattcga	3960
gcgcatcgcc ttctatcgcc ttcttgacga gttcttctga gcgggactct ggggttcgaa	4020
atgaccgacc aagcgacgcc caacctgcc tcaacgatgg cgcaataaaa tatctttatt	4080
ttcattacat ctgtgtgttg gttttttgtg tgaagatccg cgtatggtgc actctcagta	4140
caatctgctc tgatgccgca tagttaagcc agccccgaca cccgccaca cccgctgacg	4200
cgccctgacg ggcttgtctg ctcccggcat ccgcttacag acaagctgtg accgtctccg	4260
ggagctgcat gtgtcagagg ttttaccgt catcacgaa acgcgcgaga cgaaagggcc	4320
tcgtgatacg cctattttta taggtaatg tcatgataat aatggtttct tagacgtcag	4380
gtggcacttt tcggggaaat gtgcgaggaa cccctatttg tttatttttc taaatacatt	4440
caaatatgta tccgctcatg agacaataac cctgataaat gcttcaataa tattgaaaa	4500
ggaagagtat gagtatcaa catttccgtg tcgcccattt tccctttttt gcggcatttt	4560
gccttctgt ttttgcctc ccagaaaacgc tggtgaaagt aaaagatgct gaagatcagt	4620
tgggtgcacg agtgggttac atcgaactgg atctcaacag cggtaagatc cttgagagtt	4680
ttcgcccga agaacgtttt ccaatgatga gcacttttaa agttctgcta tgtggcggcg	4740
tattatcccg tattgacgcc gggcaagagc aactcggctg ccgcatacac tattctcaga	4800
atgacttggg tgagtactca ccagtcacag aaaagcatct tacggatggc atgacagtaa	4860
gagaattatg cagtgtctgc ataaccatga gtgataaac tcgggccaac ttacttctga	4920
caacgatcgg aggaccgaag gagctaaccg cttttttgca caacatgggg gatcatgtaa	4980
ctcgccttga tcgttgggaa ccggagctga atgaagccat accaaacgac gagcgtgaca	5040
ccacgatgcc tgtagcaatg gcaacaacgt tgcgcaaac attaactggc gaactactta	5100
ctctagcttc ccggcaacaa ttaatagact ggatggaggc ggataaagtt gcaggaccac	5160
ttctgcgctc ggccttccg gctggctggg ttattgctga taaatctgga gccgggtgagc	5220
gtgggtctcg cggatcatt gcagcactgg gccagatgg taagccctcc cgtatcgtag	5280
ttatctacac gacggggagt caggcaacta tggatgaacg aaatagacag atcgtgaga	5340
taggtgcctc actgattaag cattggtaac tgtcagacca agtttactca tatatacttt	5400

-continued

```

agattgattt aaaacttcoat ttttaattta aaaggatcta ggtgaagatc ctttttgata 5460
atctcatgac caaaatccct taacgtgagt tttcgttcca ctgagcgtca gaccccgtag 5520
aaaagatcaa aggatcttct tgagatcctt tttttctgcg cgtaatctgc tgcttgcaaa 5580
caaaaaaacc accgctaoca gcggtgggtt gtttgccgga tcaagagcta ccaactctt 5640
ttccgaaggt aactggcttc agcagagcgc agataccaaa tactgtcctt ctagtgtagc 5700
cgtagttagg ccaccacttc aagaactctg tagcaccgcc tacatacctc gctctgctaa 5760
tcctgttacc agtggctgct gccagtggcg ataagtcgtg tcttaccggg ttggactcaa 5820
gacgatagtt accggataag gcgcagcggc cgggctgaac ggggggttcg tgcacacagc 5880
ccagcttggg gcgaacgacc tacaccgaac tgagatacct acagcgtgag ctatgagaaa 5940
gcccacgct tcccgaaggg agaaaggcgg acaggtatcc ggtaagcggc agggctggaa 6000
caggagagcg cacgagggag cttccagggg gaaacgcctg gtatctttat agtcctgtcg 6060
ggtttcgcca cctctgactt gagcgtogat ttttgatgat ctcgtcaggg gggcggagcc 6120
tatgaaaaa cgcccgaac gcggcctttt tacggttcct ggcttttgc tggccttttg 6180
ctcacatggc tcgacagatc t 6201

```

```

<210> SEQ ID NO 105
<211> LENGTH: 6192
<212> TYPE: DNA
<213> ORGANISM: Artificial Sequence
<220> FEATURE:
<223> OTHER INFORMATION: pTarget Porcine Interferon Beta

```

```

<400> SEQUENCE: 105
tcaatattgg ccattagcca tattattcat tggttatata gcataaatca atattggcta 60
ttggccattg catacgttgt atctatatca taatatgtac atttatattg gctcatgtcc 120
aatatgacgg ccattgttggc attgattatt gactagttat taatagtaat caattacggg 180
gtcattagtt catagcccat atatggagtt ccgcgttaca taacttacgg taaatggccc 240
gcctggctga ccgcccacg acccccgcc attgacgtca ataatgacgt atgttcccat 300
agtaacgcca atagggaact tccattgacg tcaatgggtg gagtatttac ggtaaactgc 360
ccacttggca gtacatcaag tgtatcatat gccaaagtccg cccctattg acgtcaatga 420
eggtaaatgg cccgcctggc attatgcca gtacatgacc ttacgggact ttctacttg 480
gcagtacatc tacgtattag tcatcgctat taccatgggt atgctggttt ggcagtacac 540
caatgggcgt ggatagcggc ttgactcagc gggatttcca agtctccacc ccattgacgt 600
caatgggagt ttgttttggc accaaaatca acgggacttt ccaaaatgct gtaacaactg 660
cgatcgcccg ccccggtgac gcaaatgggc ggtaggcgtg tacgggtggg ggtctatata 720
agcagagctc gtttagtgaa ccgtcagatc actagaagct ttattgcggg agtttatcac 780
agttaaatg ctaacgcagt cagtgtctct gacacaacag tctcgaactt aagctgcagt 840
gactctctta aggtagcctt gcagaagttg gtcgtgaggc actgggcagg taagtatcaa 900
ggttacaaga caggtttaag gagaccaata gaaactgggc ttgtcgagac agagaagact 960
cttgcgtttc tgataggcac ctattggtct tactgacatc cactttgctt ttctctccac 1020
aggtgtccac tcccagttca attacagctc ttaaaaattg gatctccatt cgccattcag 1080
gctgcgcaac tgctgggaag gacgatcaga cggggcctct tcgctattac gccagctggc 1140
gaaagggacg tggcaagcaa ggcgattaag ttgagttacg ccaggatttt cccagtcacg 1200

```

-continued

acggtgtaaa acgacggcca gagaattata atacgactca ctatagggcg gatccgctag	1260
cgccgccacc atggctaaca agtgcaccc ccaaatcgcct ctccctgatgt gtttctccac	1320
cacagctcct tccatgagct atgatgtgct tcgataccaaa caaaggagca gcaatttggc	1380
atgtcagaag ctccctgggac agttgcctgg gactccctcaa tattgcctcg aagataggat	1440
gaactttgag gtcctcgagg agattatgca accaccacaa ttccagaagg aagatgcagt	1500
attgattatc cacgagatgc tccagcagat ctccggcatt ctccagaaga atttctctag	1560
cactggctgg aatgaaaacc tcattaagac tatccttgtg gaacttgatg ggcagatgga	1620
tgacctggag acaatcctgg aggaaatcat ggaggaggaa aatttcccca ggggagacat	1680
gaccattcct cacctgaaga aatattactt gagcattctg cagtacctga agtccaagga	1740
gtacagaagc tgtgcctgga cagtcgtcca agtggaaatc ctccaggaact tttctttcct	1800
taacagactt acagattacc tccggaaactg agcggccgcg aattccaagc ttgagtattc	1860
tatcgtgtca cctaataaac ttggcgtaat catggtcata tctgtttcct gtgtgaaatt	1920
gttatccgct cacaattcca cacaacatac gagccggaag cataaagtgt aaagcctggg	1980
gtgcctaata agtgagctaa ctccacattaa ttgcgttgcg cgatgcttcc attttgtgag	2040
ggtaaatgct tcgagaagac atgataagat acattgatga gtttggacaa accacaacaa	2100
gaatgcagtg aaaaaaatgc tttatttgtg aaatttgtga tgctattgct ttatttghaa	2160
ccattataag ctgcaataaa caagttaaca acaacaattg cattcatttt atgtttcagg	2220
ttcaggggga gatgtgggag gttttttaa gcaagtaaaa cctctacaaa tgtggtaaaa	2280
tccgataagg atcgattccg gagcctgaat ggccaatgga cgcgccctgt agcggcgcct	2340
taagcgcggc ggggtgtggg gttacgcgca cgtgaccgct acacttgcca ggcgccctagc	2400
gccccctcct ttcgctttct tcccctcctt tctcgccacg ttccggcggt tccccgtca	2460
agctctaaat cgggggctcc ctttaggggt ccgatttagt gctttacggc acctcgacct	2520
caaaaaactt gattaggggtg atggttcacc tagtgggcca tcgcccctgat agacggtttt	2580
tcgccccttg acgttgaggt ccacgttctt taatagtgga ctcttgttcc aaactggaac	2640
aacactcaac cctatctcgg tctattcttt tgattataaa gggattttgc cgatttcggc	2700
ctatttggtt aaaaatgagc tgatttaaca aaaatttaac gcgaatttta acaaaatatt	2760
aacgcttaca atttcgctg tgtaccttct gagggcgaaa gaaccagctg tggaatgtgt	2820
gtcagttagg gtgtggaag tccccaggct ccccagcagg cagaagtatg caaagcatgc	2880
atctcaatta gtcagcaacc aggtgtggaa agtccccagg ctccccagca ggcagaagta	2940
tgcaaaagcat gcattctcaat tagtcagcaa ccatagtccc gcccctaact ccgcccctcc	3000
cgcccctaac tccgcccagt tccgcccatt ctccgcccga tggctgacta attttttta	3060
tttatgcaga ggccgaggcc gctcggcct ctgagctatt ccagaagtag tgaggaggct	3120
tttttgagg cctaggcttt tgcaaaaagc ttgattcttc tgacacaaca gtctcgaact	3180
taaggctaga gccaccatga ttgaacaaga tggattgcac gcaggttctc cggccgcttg	3240
ggtggagagg ctattcggct atgactgggc acaacagaca atcggctgct ctgatgccgc	3300
cgtgttccgg ctgtcagcgc aggggcgccc ggttcttttt gtcaagaccg acctgtccgg	3360
tgccctgaat gaactgcagg acgaggcagc gcggtatctg tggctggcca cgacgggctg	3420
tccttgcgca gctgtgctcg acgttgtcac tgaagcggga agggactggc tgctattggg	3480
cgaagtgcgg gggcaggatc tcctgtcacc tcaccttgct cctgcccaga aagtatccat	3540
catggctgat gcaatgcggc ggctgcatac gcttgatccg gctacctgcc cattcgacca	3600

-continued

ccaagcgaaa	catcgcatcg	agcgagcacg	tactcggatg	gaagccggtc	ttgtcgatca	3660
ggatgatctg	gacgaagagc	atcaggggct	cgcgccagcc	gaactgttcg	ccaggetcaa	3720
ggcgcgcatg	cccgacggcg	aggatctcgt	cgtgacctat	ggcgatgect	gcttgccgaa	3780
tatcatggtg	gaaaaatggc	gcttttctgg	attcatcgac	tgtggccggc	tgggtgtggc	3840
ggaccgctat	caggacatag	cgttggctac	ccgtgatatt	gctgaagagc	ttggcggcga	3900
atgggctgac	cgcttcctcg	tgctttacgg	tatcgccgct	cccgattcgc	agcgcatcgc	3960
cttctatcgc	cttcttgacg	agttctctcg	agcgggactc	tggggttcga	aatgaccgac	4020
caagcgagcg	ccaacctgcc	atcacgatgg	ccgcaataaa	atatctttat	tttcattaca	4080
tctgtgtggt	ggttttttgt	gtgaagatcc	gcgtatggtg	cactctcagt	acaatctgct	4140
ctgatgccgc	atagttaagc	cagccccgac	accgcccaac	acccgctgac	gcgccctgac	4200
gggcttgtct	gctccccgca	tccgcttaca	gacaagctgt	gaccgtctcc	gggagctgca	4260
tgtgtcagag	gttttccaccg	tcatacccca	aacgcgcgag	acgaaagggc	ctcgtgatac	4320
gcctattttt	ataggttaat	gtcatgataa	taatggtttc	ttagacgtca	ggtggcactt	4380
ttcggggaaa	tgtgcgcgga	acccttattt	gtttattttt	ctaaatacat	tcaaataatgt	4440
atccgctcat	gagacaataa	ccttgataaa	tgcttcaata	atattgaaaa	aggaagagta	4500
tgagtattca	acatttccgt	gtgcgccctta	ttcccttttt	tggggcattt	tgccttctcg	4560
tttttgctca	cccagaaaacg	ctggtgaaag	taaaagatgc	tgaagatcag	ttgggtgcac	4620
gagtgggtta	catcgaactg	gatctcaaca	gcggtaagat	ccttgagagt	tttcgccccg	4680
aagaacgttt	tccaatgatg	agcactttta	aagttctgct	atgtggcgcg	gtattatccc	4740
gtattgacgc	cgggcaagag	caactcggtc	gccgcataca	ctattctcag	aatgacttgg	4800
ttgagtactc	accagtcaca	gaaaagcacc	ttacggatgg	catgacagta	agagaattat	4860
gcagtgtctc	cataaccatg	agtatacaaa	ctgcggccaa	cttacttctg	acaacgatcg	4920
gaggaccgaa	ggagctaacc	gcttttttgc	acaacatggg	ggatcatgta	actcgccttg	4980
atcgttggga	accggagctg	aatgaagcca	taccaaacga	cgagcgtgac	accacgatgc	5040
ctgtagcaat	ggcaacaacg	ttcgcgcaac	tattaactgg	cgaactactt	actctagctt	5100
cccggcaaca	attaatagac	tgatggagg	cggataaagt	tgcaggacca	cttctgcgct	5160
eggcccttcc	ggctggctgg	tttattgctg	ataaatctgg	agccgggtgag	cgtgggtctc	5220
gcggtatcat	tgcagcactg	gggccagatg	gtaagccctc	ccgtatcgta	gttatctaca	5280
cgacggggag	tcaggcaact	atggatgaac	gaaatagaca	gatcgtgag	ataggtgcct	5340
cactgattaa	gcattggtaa	ctgtcagacc	aagtttactc	atatatactt	tagattgatt	5400
taaaacttca	tttttaattt	aaaaggatct	aggtgaagat	cctttttgat	aatctcatga	5460
ccaaaatccc	ttaacgtgag	ttttcgttcc	actgagcgtc	agaccccgta	gaaaagatca	5520
aaggatcttc	ttgagatcct	tttttctcgc	gcgtaactctg	ctgcttgcaa	acaaaaaac	5580
caccgctacc	agcggtggtt	tgtttgccgg	atcaagagct	accaactcct	tttccgaagg	5640
taactggctt	cagcagagcg	cagataccaa	atactgtcct	tctagtgtag	ccgtagttag	5700
gccaccactt	caagaactct	gtagcaccgc	ctacatacct	cgctctgcta	atcctgttac	5760
cagtggctgc	tgccagtggc	gataagtcgt	gtcttaccgg	gttggactca	agacgatagt	5820
taccggataa	ggcgcagcgg	tcgggctgaa	cggggggttc	gtgcacacag	cccagcttgg	5880
agcgaacgac	ctacaccgaa	ctgagatacc	tacagcgtga	gctatgagaa	agcgcaccgc	5940

-continued

ttcccgaagg gagaaaggcg gacaggtatc cggtaaagcgg cagggtcggg acaggagagc	6000
gcacgagggg gcttcocaggg ggaaacgcct ggtatcttta tagtctctgc gggtttcgcc	6060
acctctgact tgagcgtoga tttttgtgat gctcgtcagg ggggaggagc ctatggaaaa	6120
acgccagcaa cgcggccttt ttacggttcc tggccttttg ctggcctttt gctcacatgg	6180
ctcgacagat ct	6192

<210> SEQ ID NO 106
 <211> LENGTH: 6124
 <212> TYPE: DNA
 <213> ORGANISM: Artificial Sequence
 <220> FEATURE:
 <223> OTHER INFORMATION: pTarget Bovine Interferon Gamma

<400> SEQUENCE: 106

tcaatattgg ccattagcca tattattcat tggttatata gcataaatca atattggcta	60
ttggccattg catacgttgt atctatatca taatatgtac atttatattg gctcatgtcc	120
aatatgacgg ccattgttggc attgattatt gactagttat taatagtaat caattacggg	180
gtcattagtt catagcccat atatggagtt ccgctgtaca taacttacgg taaatggccc	240
gcctggctga ccgcccacg acccccggcc attgacgtca ataatgacgt atgttcccat	300
agtaacgcc aatagggactt tccattgacg tcaatgggtg gagtatttac ggtaaactgc	360
ccacttgcca gtacatcaag tgtatcatat gccaaagtcg cccctattg acgtcaatga	420
cggtaaatgg cccgcctggc attatgcca gtacatgacc ttacgggact ttcctacttg	480
gcagtacatc tacgtattag tcatcgtat taccatgggt atgctgtttt ggcagtacac	540
caatgggctg gtagagcgt ttgactcacg gggatttcca agtctccacc ccattgacgt	600
caatgggagt ttgttttggc accaaaatca acgggacttt ccaaaatgct gtaacaactg	660
cgatcgcccg ccccgttgac gcaaatgggc ggtaggcgtg tacgggtggg ggtctatata	720
agcagagctc gtttagttaa ccgtcagatc actagaagct ttattgctgt agtttatcac	780
agttaaattg ctaacgcagt cagtgtctct gacacaacag tctcgaactt aagctgcagt	840
gactctctta aggtagcctt gcagaagttg gtcgtgaggc actgggcagg taagtatcaa	900
ggttacaaga caggtttaag gagaccaata gaaactgggc ttgtcgagac agagaagact	960
cttgctgttc tgataggcac ctattggctt tactgacatc cactttgctt ttctctccac	1020
aggtgtccac tcccagttca attacagctc ttaaaaattg gatctccatt gccattcag	1080
gctgcgcaac tgctgggaag gacgatcaga gcgggcctct tcgctattac gccagctggc	1140
gaaagggagc tggcaagcaa ggcgattaag ttgagttacg ccaggatttt ccagtcacg	1200
acgttgtaaa acgacggcca gagaattata atacgactca ctatagggcg gatccgctag	1260
cgcgccacc atgaaatata caagctattt cttagcttta ctgctctgtg ggcttttggg	1320
ttttcttgtt tcttatggcc agggccaatt ttttagagaa atagaaaact taaaggagta	1380
ttttaatgca agtagccag atgtagctaa ggggtggcct ctctctcag aaattttgaa	1440
gaattggaag gatgaaagtg acaaaaaaat tattcagagc caaattgtct cttctactt	1500
caactcttt gaaaacctca aagataacca ggtcattcaa aggagcatgg atataatcaa	1560
gcaagacatg tttcagaagt tcttgaatgg cagctctgag aaactggagg acttcaaaaa	1620
gctgattcaa attecggtag atgatctcca gatccagcgc aaagccataa atgaactcat	1680
caaagtgatg aatgacctgt caccaaaatc taacctcaga aagcgaaga gaagtcagaa	1740
tctctttcga ggccggagag catcaacgta agaattccaa gcttgagtat tctatcgtgt	1800

-continued

cacctaaata	acttggcgta	atcatgggtca	tatctgtttc	ctgtgtgaaa	ttgttatccg	1860
ctcacaattc	cacacaacat	acgagccgga	agcataaagt	gtaaagcctg	gggtgcctaa	1920
tgagtgagct	aactcacatt	aattgvcgtg	cgcgatgctt	ccattttgtg	aggggtaatg	1980
cttcgagaag	acatgataag	atacattgat	gagtttgac	aaaccacaac	aagaatgcag	2040
tgaaaaaat	gctttatttg	tgaaatttgt	gatgctattg	ctttatttgt	aaccattata	2100
agctgcaata	aacaagttaa	caacaacaat	tgcattcatt	ttatgtttca	ggttcagggg	2160
gagatgtggg	aggtttttta	aagcaagtaa	aacctctaca	aatgtggtaa	aatccgataa	2220
ggatcgatc	cgagcctga	atggcgaatg	gacgcgcct	gtagcggcgc	attaagcgcg	2280
gcggtgtg	tggtaacg	cacgtgaccg	ctacacttgc	cagcgcctca	gcgcccgcctc	2340
ctttcgtttt	cttccttcc	ttctcgcga	cgttcgcgg	ctttcccgt	caagctctaa	2400
atcgggggct	cccttaggg	ttccgattta	gtgctttaag	gcacctcgac	ccccaaaaac	2460
ttgattagg	tgatggttca	cgtagtgggc	catcgccctg	atagacggtt	tttcgcccctt	2520
tgacgttgg	gtccacgttc	tttaatagtg	gactcttgtt	ccaaactgga	acaacactca	2580
accctatctc	ggtctattct	tttgatttat	aagggatttt	gccgatttcg	gcctattggt	2640
taaaaaatga	gctgatttaa	caaaaattta	acgcgaattt	taacaaaata	ttaacgctta	2700
caatttcgcc	tgtgtacott	ctgaggcgga	aagaaccagc	tgtggaatgt	gtgtcagtta	2760
gggtgtggaa	agtccccagg	ctccccagca	ggcagaagta	tgcaaagcat	gcatctcaat	2820
tagtcagcaa	ccagggtg	aaagtcacca	ggctccccag	caggcagaag	tatgcaaagc	2880
atgcatctca	attagtacg	aaccatagtc	ccgcccctaa	ctccgcccct	cccgcccctca	2940
actccgccc	gttccgccc	ttctccgccc	catggctgac	taattttttt	tatttatgca	3000
gaggccgagg	ccgctcggc	ctctgagcta	ttccagaagt	agtgaggagg	cttttttgg	3060
ggcctaggct	tttgcaaaaa	gcttgattct	tctgacacaa	cagtctcgaa	cttaaggcta	3120
gagccaccat	gattgaacaa	gatggattgc	acgcaggttc	tccggccgct	tgggtggaga	3180
ggctattcgg	ctatgactgg	gcacaacaga	caatcggctg	ctctgatgcc	gccgtgttcc	3240
ggctgtcagc	gcagggggc	ccggttttt	ttgtcaagac	cgacctgtcc	ggtgcccctga	3300
atgaactgca	ggacgaggca	gcgcggctat	cgtggctggc	cacgacgggc	gttccttgccg	3360
cagctgtgct	cgcgctgtc	actgaagcgg	gaagggaactg	gctgctattg	ggcgaagtgc	3420
cggggcagga	tctcctgtca	tctcaccttg	ctcctgccga	gaaagtatcc	atcatggctg	3480
atgcaatgcg	gvcgctgcat	acgcttgatc	cggctacctg	cccattcgac	caccaagcga	3540
aacatcgc	cgagcgagca	cgtactcgga	tggaaagccg	tcttgcgat	caggatgatc	3600
tggacgaaga	gcatcagggg	ctcgcgccag	ccgaactggt	cgcagggctc	aaggcgcgca	3660
tgcccagcgg	cgaggatctc	gtcgtgacct	atggcgatgc	ctgcttgccc	aatatcatgg	3720
tggaaaaatg	ccgcttttct	ggattcatcg	actgtggccg	gctgggtgtg	gcggaccgct	3780
atcaggacat	agcgttggtc	accctgata	ttgtgaaga	gcttggcggc	gaatgggctg	3840
accgttctct	cgtgctttac	ggtatcgcg	ctcccgatc	gcagcgcate	gccttctatc	3900
gccttcttga	cgagtcttct	tgagcgggac	tctgggggtc	gaaatgaccg	accaagcgac	3960
gcccacctg	ccatcacgat	ggccgcaata	aaatatcttt	atthtcatta	catctgtgtg	4020
ttggtttttt	gtgtgaagat	ccgcgtatgg	tgcactctca	gtacaactcg	ctctgatgcc	4080
gcatagttaa	gccagccccg	acacccgcca	acacccgctg	acgcgcctg	acgggcttgt	4140

-continued

```

ctgctccccg catccgctta cagacaagct gtgaccgtct ccgggagctg catgtgtcag 4200
aggttttccac cgtcatcacc gaaacgcgcg agacgaaagg gcctcgtgat acgcctattt 4260
ttataggtta atgtcatgat aataatgggt tcttagacgt caggtggcac ttttcgggga 4320
aatgtgcgcg gaaccctat ttgtttattt ttctaatac attcaaatat gtatccgctc 4380
atgagacaat aacctgata aatgcttcaa taatattgaa aaaggaagag tatgagtatt 4440
caacatttcc gtgtgcgcct tatteccttt tttgcggcat tttgccttcc tgtttttgct 4500
caccagaaa cgctggtgaa agtaaaagat gctgaagatc agttgggtgc acgagtgggt 4560
tacatcgaac tggatctcaa cagcggtaag atccttgaga gttttcgccc cgaagaacgt 4620
tttccaatga tgagcacttt taaagtctcg ctatgtggcg cggattatc cegtattgac 4680
gccgggcaag agcaactcgg tcgccgata cactattctc agaatgactt ggttgagtac 4740
tcaccagtca cagaaaagca tcttacggat ggcacgacag taagagaatt atgcagtgct 4800
gccataacca tgagtgataa cactgcggcc aacttacttc tgacaacgat cggaggaccg 4860
aaggagctaa ccgctttttt gcacaacatg ggggatcatg taactcgctt tgatcgttgg 4920
gaaccggagc tgaatgaagc catacaaac gacgagcgtg acaccacgat gcctgtagca 4980
atggcaacaa cgttgcgcaa actattaact ggccaactac ttactctagc tccccggcaa 5040
caattaatag actggatgga ggcggataaa gttgcaggac cacttctgcg ctcgccctt 5100
ccggctggct ggtttattgc tgataaatct ggagccggtg agcgtgggtc tcgcggtatc 5160
attgcagcac tggggccaga tgtaagccc tcccgatcg tagttatcta cecgacgggg 5220
agtcaggcaa ctatggatga acgaaataga cagatcgctg agataggtgc ctactgatt 5280
aagcattggg aactgtcaga ccaagtttac tcatatatac tttagattga tttaaaactt 5340
catttttaat ttaaaaggat ctagggtgaag atcctttttg ataactctcat gacccaaatc 5400
ccttaacgtg agttttcgtt ccactgagcg tcagaccccg tagaaaagat caaaggatct 5460
tcttgagatc ctttttttct gcgcgtaatc tgctgcttgc aaacaaaaaa accaccgcta 5520
ccagcgggtg tttgtttgcc ggatcaagag ctaccaactc tttttccgaa ggtaactggc 5580
ttcagcagag cgcagatacc aaatactgtc cttctagtgt agccgtagt aggccaccac 5640
ttcaagaact ctgtagcacc gctacatac ctgcctctgc taatcctggt accagtggct 5700
gctgccagtg gcgataagtc gttgtcttacc gggttggact caagacgata gttaccggat 5760
aaggcgcagc ggtcggggtg aacggggggt tcgtgcacac agcccagctt ggagcgaacg 5820
acctacaccg aactgagata cctacagcgt gagctatgag aaagcgcac gcttcccgaa 5880
gggagaaaag cggacaggta tccggttaag gcaggggtcg gaacaggaga gcgcacgagg 5940
gagcttccag ggggaaacgc ctggtatctt tatagtcctg tcgggtttcg ccaccttga 6000
cttgagcgtc gatttttggt atgctcgtca ggggggcgga gcctatggaa aaacgccagc 6060
aacgcggcct ttttacgggt cctggccttt tgctggcctt ttgctcacat ggctcgacag 6120
atct 6124

```

<210> SEQ ID NO 107

<211> LENGTH: 6210

<212> TYPE: DNA

<213> ORGANISM: Artificial Sequence

<220> FEATURE:

<223> OTHER INFORMATION: pTarget Bovine Interferon Lambda

<400> SEQUENCE: 107

```

tcaatattgg ccattagcca tattattcat tggttatata gcataaatca atattggcta 60

```

-continued

ttggccattg	catacgttgt	atctatatca	taatatgtac	atztatattg	gtcctatgac	120
aatatgaccg	ccatggttgc	attgattatt	gactagttat	taatagtaat	caattacggg	180
gtcattagtt	catagcccat	atatggagtt	ccgctgtaca	taacttacgg	taaatggccc	240
gectggctga	ccgcccacg	acccccgccc	attgacgtca	ataatgacgt	atgttcccat	300
agtaacgcca	atagggaact	tccattgacg	tcaatgggtg	gagtatttac	ggtaaaactgc	360
ccacttgcca	gtacatcaag	tgtatcatat	gccaaagccg	ccccctattg	acgtcaatga	420
cggtaaatgg	cccgcctggc	attatgcccc	gtacatgacc	ttacgggact	ttctacttg	480
gcagtacatc	tacgtattag	tcacgctat	taccatgggtg	atgctggttt	ggcagtacac	540
caatgggctg	ggatagcggg	ttgactcacg	gggatttcca	agctctccacc	ccattgacgt	600
caatgggagt	ttgttttggc	acaaaaatca	acgggacttt	ccaaaatgct	gtaacaactg	660
cgatcgcccg	ccccgttgac	gcaaatgggc	ggtaggcgtg	tacgggtggga	ggcttatata	720
agcagagctc	gtttagttaa	ccgtcagatc	actagaagct	ttattgctgt	agtttatcac	780
agttaaattg	ctaacgcagt	cagtgtctct	gacacaacag	tctcgaactt	aagctgcagt	840
gactctctta	aggtagcctt	gcagaagttg	gtcgtgaggg	actgggcagg	taagtatcaa	900
ggttacaaga	caggtttaag	gagaccaata	gaaactgggc	ttgtcagagc	agagaagact	960
cttgctttc	tgataggcac	ctattggtct	tactgacatc	cactttgctt	ttctctccac	1020
aggtgtccac	tcccagttca	attacagctc	ttaaaaattg	gatctccatt	cgccattcag	1080
gctgcgcaac	tgctgggaag	gacgatcaga	gcgggcctct	tcgctattac	gccagctggc	1140
gaaagggacg	tggcaagcaa	ggcgattaag	ttgagttacg	ccaggatttt	cccagtcacg	1200
acgttgtaaa	acgacggcca	gagaattata	atcagactca	ctatagggcg	gatccggcgc	1260
gcccaccaca	tggccccagg	ctgcacgctg	gtgctgggtg	tgatgctgac	gacogtggcg	1320
ctgagcagga	caggagcagt	tctgtgccc	tctgccccca	gggcaactcc	acctgccagg	1380
ggctgccacg	tggcccagtt	caagtctctg	tcccctcaag	agctgcaagc	cttcaagacg	1440
gccagggatg	cctttgaaga	ctcgttcttg	ccgaaggact	gggactgtag	caccacctt	1500
ttcccagga	cacgagacct	gaagcaactg	caagtgtggg	agcgccctgt	ggctctggag	1560
gcagagctgg	ccctgacact	gacggtcctg	gaggcaatgg	ctaactcatc	cctgggccac	1620
agcctggagc	agccccctct	cacgctgcaa	aacatccact	ccaagctcca	ggcctgtgtc	1680
ccagctcagc	ccacagcaag	ctccagacc	cgaggccgcc	tccaccactg	gctgcaccgc	1740
ctccaagagg	cccgaagga	gtcccaggac	tgctcgaag	cctctgtgat	gttcaacctc	1800
ctccgcctcc	tcacccgaga	cctgaaatgt	gttgccagcg	gagaccagtg	tgtctgagaa	1860
ttccaagctt	gagtatctca	tcgtgtcacc	taaataactt	ggcgtaatca	tggtcatatc	1920
tgtttctgt	gtgaaattgt	tatccgctca	caattccaca	caacatacga	gccggaagca	1980
taaagtgtaa	agcctggggg	gcctaagtag	tgagctaact	cacattaatt	gcgttgccgc	2040
atgcttccat	tttgtgaggg	ttaatgcttc	gagaagacat	gataagatac	attgatgagt	2100
ttgacaaaac	cacaacaaga	atgcagtgaa	aaaaatgctt	tatttgtgaa	atttgtgatg	2160
ctattgcttt	atttgaacc	attataagct	gcaataaaca	agttaacaac	aacaattgca	2220
ttcattttat	gtttcaggtt	cagggggaga	tgtgggaggt	tttttaaagc	aagtaaaacc	2280
tctacaaaatg	tggtaaaatc	cgataaggat	cgattccgga	gcctgaatgg	cgaatggacg	2340
cgccctgtag	cgccgcatta	agcgcggcgg	gtgtgggtgt	tacgcgcacg	tgaccgctac	2400

-continued

acttgccagc gccctagcgc ccgctccttt cgctttcttc ccttcctttc tcgccacggt	2460
cgccggcttt ccccgtaag ctctaaatcg ggggtccct ttagggttcc gatttagtgc	2520
tttacggcac ctgcaccoca aaaaacttga ttaggggat ggttcacgta gtgggccatc	2580
gccctgatag acggtttttc gcccttgac gttggagtcc acgttcttta atagtggact	2640
cttgttccaa actggaacaa cactcaacc tatctcggtc tattcttttg atttataag	2700
gattttgccc atttcggcct attggttaaa aatgagctg atttaacaaa aatttaacgc	2760
gaattttaac aaaatattaa cgcttacaat ttcgcctgtg taccttctga ggcggaaga	2820
accagctgtg gaatgtgtgt cagttagggt gtggaagtc ccaggtcc ccagcaggca	2880
gaagtatgca aagcatgcat ctcaattagt cagcaaccag gtgtggaag tccccaggt	2940
ccccagcagg cagaagtatg caaagcatgc atctcaatta gtcagcaacc atagtcccgc	3000
ccctaacctc gcccatcccg ccctaacctc cgcccagttc cgccattct ccgccccatg	3060
gtgactaat tttttttatt tatgcagagg ccgagggccc ctccgctct gagctattcc	3120
agaagtagtg aggaggcttt tttggaggcc taggcttttg caaaaagctt gattctctg	3180
acacaacagt ctgcaactta aggctagagc caccatgatt gaacaagatg gattgcacgc	3240
aggttctccg gccgcttggg tggagaggct attccgctat gactgggccc aacagacaat	3300
cggtctctct gatgccgccc tgttccggtc gtcagcgcag gggcgcggg ttctttttgt	3360
caagaccgac ctgtccggtg cctgaatga actgcaggac gaggcagccc ggctatcgtg	3420
gttgcccacg acggggcttc cttgcccagc tgtgctgac gttgtcactg aagcgggaag	3480
ggactggctg ctattggggc aagtgcgggg gcaggatctc ctgtcatctc accttgcctc	3540
tgccgagaaa gtatccatca tggctgatgc aatgcggcgg ctgcataccc ttgatccggc	3600
tacctgcccc ttccgaccac aagcgaaca tcgcatcgag cgagcacgta ctccgatgga	3660
agccggctct gtcgatcagg atgatctgga cgaagagcat caggggctcg cccagcccga	3720
actgttcgcc aggtccaagg ccgcgatgcc cgacggcgag gatctcgtcg tgacctatgg	3780
cgatgcctgc ttgcccgaata tcatggtgga aaatggccc tttctggat tcatcgactg	3840
tggccggctg ggtgtggcgg accgctatca ggacatagcg ttggctaccc gtgatattgc	3900
tgaagagctt ggcggcgaat gggctgaccg ctctctcgtg ctttacggta tcgcccctcc	3960
cgattcgcag cgcacgcctc tctatcgctc tcttgacgag ttcttctgag cgggactctg	4020
gggttcgaaa tgaccgacca agcagcggcc aacctgccat cacgatggcc gcaataaaat	4080
atctttatct tcattacatc tgtgtgttgg ttttttgtg gaagatccgc gtatggtgca	4140
ctctcagtac aatctgctct gatgccgcat agttaagcca gccccgacac ccgccaacac	4200
ccgctgacgc gccctgacgg gcttgtctgc tcccggcatc cgcttacaga caagctgtga	4260
ccgtctccgg gagctgcatg tgtcagaggt tttcaccgtc atcaccgaaa ccgcccagac	4320
gaaaaggcct cgtgatacgc ctatttttat aggttaatgt catgataata atggtttctt	4380
agacgtcagg tggcactttt cggggaaatg tgccggaac ccctatttgt ttatttttct	4440
aaatacatct aaatatgtat ccgctcatga gacaataacc ctgataaatg cttcaataat	4500
attgaaaaag gaagagtatg agtatccaac atttcogtgc cgcccttatt cccttttttg	4560
cggcattttg ccttccgtgt tttgctcacc cagaaacgct ggtgaaagta aaagatgctg	4620
aagatcagtt ggggtcagca gtgggttaca tcgaaactgga tctcaacagc ggtaagatcc	4680
ttgagagttt tcgccccgaa gaacgttttc caatgatgag cactttttaa gttctgctat	4740
gtggcggcgt attatccogt attgacgccc ggcaagagca actcggctgc cgcatacact	4800

-continued

```

attctcagaa tgacttgggtt gagtactcac cagtcacaga aaagcatcctt acggatggca 4860
tgacagtaag agaattatgc agtgcctcca taacctagag tgataaact gcgccaact 4920
tactctgac aacgatcgga ggaccgaagg agctaaccgc ttttttgac aacatggggg 4980
atcatgtaac tcgcttgat cgttgggaac cggagctgaa tgaagccata ccaaagcagc 5040
agcgtgacac cacgatgcct gtgcaatgg caacaacgtt gcgcaacta ttaactggcg 5100
aactacttac tctagcttcc cggcaacaat taatagactg gatggaggcg gataaagttg 5160
caggaccact tctgcgctcg gcccttccgg ctggctggtt tattgctgat aaatctggag 5220
ccggtgagcg tgggtctcgc ggtatcattg cagcaactgg gccagatggt aagccctccc 5280
gtatcgtagt tatctacacg acgggggagtc aggcaactat ggatgaacga aatagacaga 5340
tcgctgagat aggtgcctca ctgattaagc attgtaact gtcagaccaa gtttactcat 5400
atatacttta gattgattta aaacttcatt ttaatttaa aaggatctag gtgaagatcc 5460
tttttgataa tctcatgacc aaaatccctt aacgtgagtt ttcgttccac tgagcgtcag 5520
accccgtaga aaagatcaaa ggatcttctt gagatccttt tttctgcgc gtaatctgct 5580
gcttgcaaac aaaaaacca ccgctaccag cgggtggttg tttgccgat caagagctac 5640
caactccttt tccgaaggta actggcttca gcagagcga gataccaaat actgtccttc 5700
tagttagacc gtagttaggc caccattca agaactctgt agcaccgct acatacctcg 5760
ctctgctaat cctgttacca gtggctgctg ccagtggcga taagtcgtgt cttaccgggt 5820
tggactcaag acgatagtta ccgataaagg cgcagcggtc gggctgaacg gggggttcgt 5880
gcacacagcc cagcttgag cgaacgacct acaccgaact gagataccta cagcgtgagc 5940
tatgagaaag cgccacgctt cccgaaggga gaaaggcga caggtatccg gtaagcggca 6000
gggtcggaac aggagagcgc acgaggagc ttcaggggg aaacgcctgg tatctttata 6060
gtcctgctcg gtttcgccac ctctgacttg agcgtcgatt tttgtgatgc tcgtcagggg 6120
ggcggagcct atggaaaaac gccagcaacg cggcctttt acggttctcg gccttttgc 6180
ggccttttgc tcacatggct cgacagatct 6210

```

<210> SEQ ID NO 108

<211> LENGTH: 6314

<212> TYPE: DNA

<213> ORGANISM: Artificial Sequence

<220> FEATURE:

<223> OTHER INFORMATION: pTarget d1D2A-SGluc (-1M)

<400> SEQUENCE: 108

```

tcaatattgg ccattagcca tattattcat tggttatata gcataaatca atattggcta 60
ttggccattg catacgttgt atctatatca taatatgtac atttatattg gctcatgtcc 120
aatatgaccg ccattgtggc attgattatt gactagttat taatagtaat caattacggg 180
gtcattagtt catagcccat atatggagtt ccgctgtaca taacttacgg taaatggccc 240
gcctggctga ccgcccaacg acccccggcc attgacgtca ataatgacgt atgttcccat 300
agtaacgcc aataggactt tccattgacg tcaatgggtg gagtatttac ggtaaactgc 360
ccacttgcca gtacatcaag tgtatcatat gccaaagtcg cccctattg acgtcaatga 420
cggtaaatgg cccgcctggc attatgccca gtacatgacc ttacgggact ttctacttg 480
gcagtacatc tacgtattag tcacgctat taccatggtg atgcggtttt ggcagtacac 540
caatggcgt ggatagcggg ttgactcaag gggatttcca agtctccacc ccattgacgt 600

```

-continued

caatgggagt ttgttttggc accaaaaatca acgggacttt ccaaaatgtc gtaacaactg	660
cgatcgcccg ccccgttgac gcaaatgggc ggtaggcgtg tacggtggga ggtctatata	720
agcagagctc gtttagtgaa ccgtcagatc actagaagct ttattgctgt agtttatcac	780
agttaaattg ctaacgcagt cagtgttct gacacaacag tctcgaactt aagctgcagt	840
gactctctta aggtagcctt gcagaagttg gtcgtgaggc actgggcagg taagtatcaa	900
ggttacaaga caggtttaag gagaccaata gaaactgggc ttgtcgagac agagaagact	960
cttgcttctc tgataggcac ctattggtct tactgacatc cactttgctt ttctctccac	1020
agggtgccac tcccagttca attacagctc ttaaaaattg gatctccatt cgccattcag	1080
gctgcgcaac tgctgggaag gacgatcaga ggggacctct tcgctattac gccagctggc	1140
gaaagggacg tggcaagcaa ggcgattaag ttgagttacg ccaggatttt cccagtcacg	1200
acggtgtaaa acgacggcca gagaattata atacgactca ctataggcg aattcggatc	1260
cttgctagcc tcgagctcga gacgcgtgat tgcgcccga ccatgagcca caagcaaaag	1320
atcattgcac cagcaaaagca gcttctgaat ttgacctgc tcaagttggc cggagacgtt	1380
gagtccaacc ctgggcccgg agtcaaagt ctgtttgccc tgatctgeat cgctgtggcc	1440
gaggccaagc ccaccgagaa caacgaagac ttcaacatcg tggccgtggc cagcaacttt	1500
gcgaccacgg atctcgatgc tgaccgaggg aagttgccc gcaagaagct gccgctggag	1560
gtgctcaaag agatggaagc caatgcccgg aaagctggct gcaccagggg ctgtctgatc	1620
tgctgtccc acatcaagtg cacgcccaag atgaagaagt ggctcccagg acgctgccac	1680
acctacgaag gcgacaaaga gtccgcacag ggcggcatag gcgaggcgt cgctgatatt	1740
cctgagatc ctgggttcaa ggacttgag ccaatggagc agttcatcgc acaggctgat	1800
ctgtgtgtgg actgcacaac tggctgctc aaagggttg ccaacgtgca gtgttcagac	1860
ctgctcaaga agtggtgct gcaacgctgt gcgaccttg ccagcaagat ccagggccag	1920
gtggacaaga tcaagggggc cgtgtgtgac taagcggccg cgaattccaa gcttgagtat	1980
tctatcgtgt cacctaaata acttgcgta atcatggta tatctgttct ctgtgtgaaa	2040
ttgttatccg ctcacaattc cacacaacat acgagccgga agcataaagt gtaaagcctg	2100
gggtgcctaa tgagttagct aactcacatt aattgcttg cgcgatgctt ccattttgtg	2160
agggttaatg cttcgagaag acatgataag atacattgat gagtttgac aaaccacaac	2220
aagaatgcag tgaaaaaaat gctttatttg tgaaattgt gatgctattg ctttatttgt	2280
aaccattata agctgcaata aacaagttaa caacaacaat tgcattcatt ttatgtttca	2340
ggttcagggg gagatgtggg aggtttttta aagcaagtaa aacctctaca aatgtggtaa	2400
aatccgataa ggatcgatc cggagcctga atggcgaatg gacgcgccct gtagcggcgc	2460
attaagcgcg gcgggtgtgg tggttacgcg cacgtgaccg ctacactgc cagcgcctca	2520
gcgccgctc ctttctctt cttcccttc tttctcgcca cgttcgccc ctttcccct	2580
caagctctaa atcgggggct ccttttaggg ttccgattta gtgctttacg gcacctcgac	2640
cccaaaaaac ttgattaggg tgatggttca cgtagtgggc catcgccctg atagacggtt	2700
tttcgccctt tgacgttga gtccacgttc tttaatagtg gactctgtt ccaaactgga	2760
acaacactca acctatctc ggtctattct ttgatttat aagggtttt gccgatttcg	2820
gcctattggt taaaaatga gctgatttaa caaaaattta acgcgaattt taacaaaata	2880
ttaacgctta caatttcgcc tgtgtacct ctgaggcggg aagaaccagc tgtggaatgt	2940
gtgtcagtta ggtgtggaa agtcccagg cttcccagca ggcagaagta tgcaaacat	3000

-continued

gcatctcaat tagtcagcaa ccagggtggtg aaagtcccca ggctcccag caggcagaag	3060
tatgcaaagc atgcatctca attagtcagc aaccatagtc ccgcccctaa ctccgccat	3120
cccgccccta actccgccca gttccgccca ttctccgcc catggctgac taatttttt	3180
tatttatgca gaggccgagg ccgctcggc ctctgagcta ttcagaagt agtgaggag	3240
cttttttggg ggctaggct tttgcaaaaa gcttgattct tctgacacaa cagtctcgaa	3300
cttaaggcta gagccaccat gattgaacaa gatggattgc acgcaggttc tccggccgct	3360
tgggtggaga ggctattcgg ctatgactgg gcacaacaga caatcgctg ctctgatgcc	3420
gccgtgttcc ggctgtcagc gcaggggggc ccggttcttt ttgtcaagac cgacctgtcc	3480
ggtgccctga atgaactgca ggacgaggca gcgcggctat cgtggctggc cagcagggc	3540
gttccttgcc cagctgtgct cgagcttgc actgaagcgg gaagggactg gctgctattg	3600
ggcgaagtgc cggggcagga tctcctgtca tctcaocttg ctctgccga gaaagtatcc	3660
atcatggctg atgcaatgag gcggctgcat acgcttgatc cggctacctg cccattcgac	3720
caccaagcga aacatcgcat cgagcgagca cgtactcgga tggaaagcgg tcttgtcgat	3780
caggatgatc tggacgaaga gcatcagggg ctccgcccag ccgaaactgtt cgccaggctc	3840
aaggcgcgca tgcccagcgg cgaggatctc gtcgtgacct atggcgatgc ctgcttgccc	3900
aatatcatgg tggaaaatgg ccgcttttct ggattcatcg actgtggcgg gctgggtgtg	3960
gcggaccgct atcaggacat agcgttggct acccgtgata ttgctgaaga gcttggcggc	4020
gaatgggctg accgcttctc cgtgctttac ggtatcgccg ctcccattc gcagcgcac	4080
gccttctatc gccttcttga cgagttcttc tgagcgggac tctggggttc gaaatgaccg	4140
accaagcagc gcccaacctg ccatcacgat ggccgcaata aaatatcttt attttcatta	4200
catctgtgtg ttggtttttt gtgtgaagat ccgctatggg tgcactctca gtacaactg	4260
ctctgatgcc gcatagttaa gccagccccg acaccgccca acaccgctg acgcgcctg	4320
acgggcttgt ctgctccgg catccgotta cagacaagct gtgaccgtct ccgggagctg	4380
catgtgtcag aggttttccac cgtcatcacc gaaacgcgcg agacgaaagg gcctcgtgat	4440
acgcctatct ttataggtta atgtcatgat aataatgggt tcttagacgt cagggtggac	4500
ttttcgggga aatgtgcgcg gaaccctat ttgtttatct ttctaaatac attcaaatat	4560
gtatccgctc atgagacaat aaccctgata aatgcttcaa taatattgaa aaaggaagag	4620
tatgagtatt caacatttcc ggtgcccct tattcccttt tttgcccgat tttgccttcc	4680
tgtttttgc caccagaaa cgctggtgaa agtaaaagat gctgaagatc agttgggtgc	4740
acgagtggtg tacatcgaac tggatctcaa cagcggtaag atccttgaga gttttcgccc	4800
cgaagaacgt tttccaatga tgagcacttt taaagtctcg ctatgtggcg cggattatc	4860
ccgtattgac gccgggcaag agcaactcgg tcgcccata cactattctc agaatgactt	4920
ggttgagtac tcaccagtca cagaaaagca tcttacggat ggcatgacag taagagaatt	4980
atgcagtgtc gccataacca tgagtataa cactcggccc aacttacttc tgacaacgat	5040
cggaggaccg aaggagctaa ccgctttttt gcacaacatg ggggatcatg taactcgcct	5100
tgatcgttgg gaaccggagc tgaatgaagc cataccaaac gacgagcgtg acaccacgat	5160
gcctgtagca atggcaacaa cgttgcgcaa actattaact ggcaactac ttactctagc	5220
ttcccggcaa caattaatag actggatgga ggcggataaa gttgcaggac cacttctgcg	5280
ctcgccctt ccggctggct ggtttattgc tgataaatct ggagccgggtg agcgtgggtc	5340

-continued

tcgcggtatc attgcagcac tggggccaga tggttaagccc tcccgtatcg tagttatcta	5400
cacgacgggg agtcaggcaa ctatggatga acgaaataga cagatcgctg agatagggtgc	5460
ctcactgatt aagcattggt aactgtcaga ccaagtttac tcatatatac tttagattga	5520
tttaaaactt catttttaat ttaaaaggat ctaggtgaag atcctttttg ataatctcat	5580
gacaaaaatc ccttaacgtg agttttcgtt ccaactgagcg tcagaccccc tagaaaagat	5640
caaaggatct tcttgagatc ctttttttct gcgcgtaatc tgctgcttgc aaacaaaaaa	5700
accaccgcta ccagcgggtg tttgtttgc ggatcaagag ctaccaactc tttttccgaa	5760
ggtaactggc ttcagcagag cgcagatacc aaactactgtc cttctagtgt agcogtagtt	5820
aggccaccac ttcaagaact ctgtagcacc gectacatac ctcgctctgc taatcctggt	5880
accagtggct gctgccagtg gcgataagtc gtgtcttacc gggttggact caagacgata	5940
gttaccggat aaggcgcagc ggtcgggctg aacggggggt tcgtgcacac agcccagctt	6000
ggagcgaaac acctacaccg aactgagata cctacagcgt gagctatgag aaagcggcac	6060
gcttcccga gggagaaaagg cggacaggtt tccggttaagc ggcagggtcg gaacaggaga	6120
gcgcacgagg gagcttcag ggggaaacgc ctggatctt tatagtcctg tcgggtttcg	6180
ccacctctga cttgagcgtc gatttttctg atgctcgtca ggggggcgga gcctatggaa	6240
aaacgccagc aacgcggcct ttttacggtt cctggccttt tgctggcctt ttgctcacat	6300
ggctcgacag atct	6314

<210> SEQ ID NO 109

<211> LENGTH: 6319

<212> TYPE: DNA

<213> ORGANISM: Artificial Sequence

<220> FEATURE:

<223> OTHER INFORMATION: pTarget SGLuc-d1D2A

<400> SEQUENCE: 109

tcaatattgg ccattagcca tattattcat tggttatata gcataaatca atattggcta	60
ttggccattg catacgttgt atctatatca taatatgtac atttatattg gctcatgtcc	120
aatatgaccg ccattgtggc attgattatt gactagttat taatagtaat caattacggg	180
gtcattagtt catagcccat atatggagtt ccgcgttaca taacttacgg taaatggccc	240
gcctggctga ccgcccacg acccccgcc attgacgtca ataatgacgt atgttcccat	300
agtaacgcca atagggactt tccattgacg tcaatgggtg gagtatttac ggtaaaactgc	360
ccacttgcca gtacatcaag tgtatcatat gccaaagtcg cccctattg acgtcaatga	420
cggtaaatgg cccgcctggc attatgcca gtacatgacc ttacgggact ttccacttg	480
gcagtacatc tacgtattag tcatcgtat taccatgggt atgcggtttt ggcagtacac	540
caatgggcgt ggatagcggg ttgactcagc gggatttcca agtctccacc ccattgacgt	600
caatgggagt ttgttttggc accaaaatca acgggacttt ccaaaatgct gtaacaactg	660
cgatcgcccg ccccgttgac gcaaatgggc ggtaggcgtg tacgggtggga ggtctatata	720
agcagagctc gtttagtgaa ccgtcagatc actagaagct ttattgcggg agtttatcac	780
agttaaatg ctaacgcagt cagtgttct gacacaacag tctcgaactt aagctgcagt	840
gactctctta aggtagcctt gcagaagttg gtcgtgaggc actgggcagg taagtatcaa	900
ggttacaaga caggtttaag gagaccaata gaaactgggc ttgtcgagac agagaagact	960
cttgcgttc tgataggcac ctattggtct tactgacatc cactttgcct ttctctccac	1020
aggtgtccac tcccagttca attacagctc ttaaaaattg gatctccatt cgccattcag	1080

-continued

gctgcgcaac	tgctgggaag	gacgatcaga	gcgggcctct	tcgctattac	gccagctggc	1140
gaaagggacg	tggcaagcaa	ggcgattaag	ttgagttacg	ccaggathtt	cccagtcacg	1200
acgttgtaaa	acgacggcca	gagaattata	atacgactca	ctatagggcg	aattcggatc	1260
cttgctagcc	tcgagacgcg	tgatatcttt	ggcgcgccc	caccatggga	gtcaaagtte	1320
tgtttgccct	gatctgcate	gctgtggcgg	aggccaagcc	caccgagaac	aacgaagact	1380
tcaacatcgt	ggcctgggcc	agcaacttcg	cgaccacgga	tctcgatgct	gaccgcggga	1440
agttgcccgg	caagaagctg	ccgctggagg	tgctcaaaga	gatggaagcc	aatgcccgga	1500
aagctggctg	caccaggggc	tgtctgatct	gcctgtccca	catcaagtgc	acgcccaaga	1560
tgaagaagtg	gctcccagga	cgctgccaca	cctacgaagg	cgacaaaagag	tccgcacagg	1620
gcggcatagg	cgaggcgatc	gtcgacattc	ctgagattcc	tgggttcaag	gacttgggagc	1680
ccatggagca	gttcacgca	caggtcgatc	tgtgtgtgga	ctgcacaact	ggctgcctca	1740
aagggccttg	caacgtgcag	tgttctgacc	tgctcaagaa	gtggctgccg	caacgctgtg	1800
cgacctttgc	cagcaagatc	cagggccagg	tggacaagat	caagggggcc	ggtggtgacg	1860
ctagccacaa	gcaaaagatc	attgcaccag	caaagcagct	tctgaathtt	gacctgtcctca	1920
agttggcccgg	agacgttgag	tccaaccctg	gacccggggc	ggccgcgaat	tccaagcttg	1980
agtattctat	cgtgtcactc	aaataacttg	gcgtaatcat	ggtcataatc	gtttcctgtg	2040
tgaaattgtt	atccgctcac	aattccacac	aacatacgag	ccggaagcat	aaagtgtaaa	2100
gcctggggtg	cctaatgagt	gagctaactc	acattaattg	cgttgcgcga	tgcttcatt	2160
ttgtgaggg	taatgcttcg	agaagacatg	ataagataca	ttgatgagtt	tggacaaacc	2220
acaacaagaa	tgacgtgaaa	aaaatgcttt	atthgtgaaa	tttgtgatgc	tattgcttta	2280
tttctaacca	ttataagctg	caataaaca	gttaacaaca	acaattgcat	tcattttatg	2340
tttcaggttc	agggggagat	gtgggaggtt	ttttaagca	agtaaaacct	ctacaaatgt	2400
ggtaaaatcc	gataaggatc	gattccggag	cctgaatggc	gaatggaagc	gcctgtagc	2460
ggcgatttaa	gcgcggcggg	tgtggtggtt	acgcgcacgt	gaccgctaca	cttgccagcg	2520
ccctagcgcc	cgtcctttc	gctttcttcc	cttctttct	cgccacgttc	gcccgtttc	2580
cccgtcaagc	tctaaatcgg	gggctccctt	tagggttccg	atthagtgtc	ttacggcacc	2640
tcgaccccaa	aaaacttgat	tagggtgatg	gttcacgtag	tgggccatcg	ccctgataga	2700
cggtttttcc	ccctttgacg	ttggagtcca	cgttctttaa	tagtggactc	ttgttccaaa	2760
ctggaacaac	actcaaccct	atctcggctc	attcttttga	tttataaggg	atthtgccga	2820
tttcggccta	ttggttaaaa	aatgagctga	tttaacaaaa	atthaacgcg	aatthtaaca	2880
aaatattaac	gcttacaatt	tcgcctgtgt	accttctgag	gcggaaaaga	ccagctgtgg	2940
aatgtgtgtc	agttaggggtg	tggaaagtcc	ccaggctccc	cagcaggcag	aagtatgcaa	3000
agcatgcac	tcaattagtc	agcaaccagg	tgtgaaagt	ccccaggctc	cccagcaggc	3060
agaagtatgc	aaagcatgca	tctcaattag	tcagcaacca	tagtcccgc	cctaactccg	3120
cccatcccgc	ccctaactcc	gcccagttcc	gcccattctc	cgccccatgg	ctgactaatt	3180
ttttttatth	atgcagaggg	cgaggccgcc	tcggcctctg	agctattcca	gaagtgtgga	3240
ggaggctttt	ttggaggcct	aggcttttgc	aaaaagcttg	attcttctga	cacaacagtc	3300
tcgaacttaa	ggctagagcc	accatgattg	aacaagatgg	attgcacgca	ggttctccgg	3360
ccgcttgggt	ggagaggcta	ttcggtctatg	actgggcaca	acagacaatc	ggctgctctg	3420

-continued

atgccgcgct gttccggctg tcagcgcagg ggcgcccgt tctttttgtc aagaccgacc	3480
tgcccggtgc cctgaatgaa ctgcaggacg aggcagcgcg gctatcgtgg ctggccacga	3540
cgggcgttcc ttgcgcagct gtgctcgacg ttgtcactga agcgggaagg gactggctgc	3600
tattggcgga agtgccgggg caggatctcc tgtcatctca ccttgcctct gccgagaaag	3660
tatccatcat ggctgatgca atgcggcggc tgcatacgtc tgatccggct acctgcccat	3720
tcgaccacca agcgaacaat cgcacgcagc gagcacgtac tcggatggaa gccggctctg	3780
tcgatcagga tgatctggac gaagagcacc aggggctcgc gccagccgaa ctgttcgcca	3840
ggctcaaggc gcgcatgcc gacggcgagg atctcgtcgt gacccatggc gatgcctgct	3900
tgccgaatat catggtggaa aatggcgcct tttctggatt catcgactgt ggcggctgg	3960
gtgtggcgga ccgctatcag gacatagcgt tggctaccgg tgatattgct gaagagcttg	4020
gcggcgaatg ggctgaccgc ttctcgtgct tttacgggat cgccgctccc gattcgcagc	4080
gcacgcctt ctatgcctt ctgacgagc tctctgagc gggactctgg ggttcgaaat	4140
gaccgaccaa gcgacgccc acctgccatc acgatggcgg caataaaata tctttatttt	4200
cattacatct gtgtgttggg tttttgtgtg aagatccgcg tatggtgcac tctcagtaca	4260
atctgctctg atgccgata gtttaagccag ccccgacacc cgccaacacc cgctgacgcg	4320
ccctgacggg cttgtctgct cccggcatcc gcttacagac aagctgtgac cgtctccggg	4380
agctgcatgt gtcagagggt ttcaccgtca tcaccgaaac gcgcgagacg aaagggcctc	4440
gtgatacgcc ttttttata ggttaatgtc atgataataa tggtttctta gacgtcaggt	4500
ggcacttttc ggggaaatgt gcgcggaacc cctatttgtt ttttttcta aatacattca	4560
aatatgtatc cgctcatgag acaataaacc tgataaatgc ttcaataata ttgaaaaagg	4620
aagagtatga gtattcaaca tttccgtgct gcccttattc ccttttttgc ggcattttgc	4680
cttctgttt ttgctcacc agaaacgctg tgaaaagtaa aagatgctga agatcagttg	4740
ggtgcacgag tgggttacat cgaactggat ctcaacagcg gtaagatcct tgagagtttt	4800
cgccccgaag aacgttttcc aatgatgagc acttttaag ttctgctatg tggcgcggta	4860
ttatcccgta ttgacgcgg gcaagagcaa ctcggtcgcc gcatacacta ttctcagaat	4920
gacttggttg agtactcacc agtcacagaa aagcatctta cggatggcat gacagtaaga	4980
gaattatgca gtgctgccat aaccatgagt gataaacctg cggccaactt acttctgaca	5040
acgatcggag gaccgaagga gctaaccgct tttttgcaca acatggggga tcatgtaact	5100
gccttgatc gttgggaacc ggagctgaat gaagccatac caaacgacga gcgtgacacc	5160
acgatgcctg tagcaatggc aacaacgttg cgcaaaacta taactggcga actacttact	5220
ctagcttccc ggcaacaatt aatagactgg atggaggcgg ataaagtgc aggaccactt	5280
ctgcgctcgg cccttccggc tggctggttt attgctgata aatctggagc cggtagcgt	5340
gggtctcgcg gtatcattgc agcactgggg ccagatggta agccctcccg tatcgtagtt	5400
atctacacga cggggagtca ggcaactatg gatgaacgaa atagacagat cgctgagata	5460
ggtgcctcgc tgattaagca ttggtaactg tcagaccaag tttactcata tatactttag	5520
attgatttaa aacttcattt ttaatttaaa aggatctagg tgaagatcct ttttgataat	5580
ctcatgacca aaatccctta acgtgagttt tcgctccact gacgctcaga ccccgtagaa	5640
aagatcaaag gatctcttg agatcctttt tttctgcgcg taactgctg cttgcaaaca	5700
aaaaaacccac cgctaccagc ggtggtttgt ttgccggatc aagagctacc aactctttt	5760
ccgaaggtaa ctggcttcag cagagcgcag ataccaata ctgtccttct agttagcgcg	5820

-continued

```

tagttaggcc accacttcaa gaactctgta gcaaccgcta catacctcgc tctgctaate 5880
ctgttaccag tggctgctgc cagtggcgat aagtcgtgtc ttaccgggtt ggactcaaga 5940
cgatagttac cggataaggc gcagcggctc ggctgaacgg ggggttcctg cacacagccc 6000
agcttggagc gaacgaccta caccgaactg agatacctac agegtgagct atgagaaagc 6060
gccacgcttc ccgaagggag aaagcggac aggtatccgg taagcggcag ggtcggaaaca 6120
ggagagcgca cgagggagct tccaggggga aacgcctggt atctttatag tcctgtcggg 6180
tttcgccacc tctgacttga gcgtcgattt ttgtgatgct cgtcaggggg gcggagccta 6240
tggaaaaaacg ccagcaacgc ggccttttta cggttcctgg ccttttgctg gccttttget 6300
cacatggctc gacagatct 6319
    
```

```

<210> SEQ ID NO 110
<211> LENGTH: 993
<212> TYPE: DNA
<213> ORGANISM: Bos taurus
<220> FEATURE:
<221> NAME/KEY: CDS
<222> LOCATION: (1)..(993)
<223> OTHER INFORMATION: SGlucON Bovine gamma
    
```

<400> SEQUENCE: 110

```

atg gga gtc aaa gtt ctg ttt gcc ctg atc tgc atc gct gtg gcc gag 48
Met Gly Val Lys Val Leu Phe Ala Leu Ile Cys Ile Ala Val Ala Glu
1 5 10 15

gcc aag ccc acc gag aac aac gaa gac ttc aac atc gtg gcc gtg gcc 96
Ala Lys Pro Thr Glu Asn Asn Glu Asp Phe Asn Ile Val Ala Val Ala
20 25 30

agc aac ttt gcg acc acg gat ctc gat gct gac cga ggg aag ttg ccc 144
Ser Asn Phe Ala Thr Thr Asp Leu Asp Ala Asp Arg Gly Lys Leu Pro
35 40 45

ggc aag aag ctg ccg ctg gag gtg ctc aaa gag atg gaa gcc aat gcc 192
Gly Lys Lys Leu Pro Leu Glu Val Leu Lys Glu Met Glu Ala Asn Ala
50 55 60

cgg aaa gct ggc tgc acc agg ggc tgt ctg atc tgc ctg tcc cac atc 240
Arg Lys Ala Gly Cys Thr Arg Gly Cys Leu Ile Cys Leu Ser His Ile
65 70 75 80

aag tgc acg ccc aag atg aag aag tgg ctc cca gga cgc tgc cac acc 288
Lys Cys Thr Pro Lys Met Lys Lys Trp Leu Pro Gly Arg Cys His Thr
85 90 95

tac gaa ggc gac aaa gag tcc gca cag ggc ggc ata ggc gag gcg atc 336
Tyr Glu Gly Asp Lys Glu Ser Ala Gln Gly Gly Ile Gly Glu Ala Ile
100 105 110

gtc gat att cct gag att cct ggg ttc aag gac ttg gag cca atg gag 384
Val Asp Ile Pro Glu Ile Pro Gly Phe Lys Asp Leu Glu Pro Met Glu
115 120 125

cag ttc atc gca cag gtc gat ctg tgt gtg gac tgc aca act ggc tgc 432
Gln Phe Ile Ala Gln Val Asp Leu Cys Val Asp Cys Thr Thr Gly Cys
130 135 140

ctc aaa ggg ctt gcc aac gtg cag tgt tct gac ctg ctc aag aag tgg 480
Leu Lys Gly Leu Ala Asn Val Gln Cys Ser Asp Leu Leu Lys Lys Trp
145 150 155 160

ctg ccg caa cgc tgt gcg acc ttt gcc agc aag atc cag ggc cag gtg 528
Leu Pro Gln Arg Cys Ala Thr Phe Ala Ser Lys Ile Gln Gly Gln Val
165 170 175

gac aag atc aag ggg gcc ggt ggt gac ggg ccc cag ggc caa ttt ttt 576
Asp Lys Ile Lys Gly Ala Gly Gly Asp Gly Pro Gln Gly Gln Phe Phe
180 185 190
    
```

-continued

```

aga gaa ata gaa aac tta aag gag tat ttt aat gca agt agc cca gat 624
Arg Glu Ile Glu Asn Leu Lys Glu Tyr Phe Asn Ala Ser Ser Pro Asp
      195                200                205

gta gct aag ggt ggg cct ctc ttc tca gaa att ttg aag aat tgg aaa 672
Val Ala Lys Gly Gly Pro Leu Phe Ser Glu Ile Leu Lys Asn Trp Lys
      210                215                220

gat gaa agt gac aaa aaa att att cag agc caa att gtc tcc ttc tac 720
Asp Glu Ser Asp Lys Lys Ile Ile Gln Ser Gln Ile Val Ser Phe Tyr
      225                230                235                240

ttc aaa ctc ttt gaa aac ctc aaa gat aac cag gtc att caa agg agc 768
Phe Lys Leu Phe Glu Asn Leu Lys Asp Asn Gln Val Ile Gln Arg Ser
      245                250                255

atg gat atc atc aag caa gac atg ttt cag aag ttc ttg aat ggc agc 816
Met Asp Ile Ile Lys Gln Asp Met Phe Gln Lys Phe Leu Asn Gly Ser
      260                265                270

tct gag aaa ctg gag gac ttc aaa aag ctg att caa att ccg gtg gat 864
Ser Glu Lys Leu Glu Asp Phe Lys Lys Leu Ile Gln Ile Pro Val Asp
      275                280                285

gat ctg cag atc cag cgc aaa gcc ata aat gaa ctc atc aaa gtg atg 912
Asp Leu Gln Ile Gln Arg Lys Ala Ile Asn Glu Leu Ile Lys Val Met
      290                295                300

aat gac ctg tca cca aaa tct aac ctc aga aag cgg aag aga agt cag 960
Asn Asp Leu Ser Pro Lys Ser Asn Leu Arg Lys Arg Lys Arg Ser Gln
      305                310                315                320

aat ctc ttt cga ggc cgg aga gca tca acg taa 993
Asn Leu Phe Arg Gly Arg Arg Ala Ser Thr
      325                330

```

```

<210> SEQ ID NO 111
<211> LENGTH: 330
<212> TYPE: PRT
<213> ORGANISM: Bos taurus

```

<400> SEQUENCE: 111

```

Met Gly Val Lys Val Leu Phe Ala Leu Ile Cys Ile Ala Val Ala Glu
1      5      10      15

Ala Lys Pro Thr Glu Asn Asn Glu Asp Phe Asn Ile Val Ala Val Ala
20     25     30

Ser Asn Phe Ala Thr Thr Asp Leu Asp Ala Asp Arg Gly Lys Leu Pro
35     40     45

Gly Lys Lys Leu Pro Leu Glu Val Leu Lys Glu Met Glu Ala Asn Ala
50     55     60

Arg Lys Ala Gly Cys Thr Arg Gly Cys Leu Ile Cys Leu Ser His Ile
65     70     75     80

Lys Cys Thr Pro Lys Met Lys Lys Trp Leu Pro Gly Arg Cys His Thr
85     90     95

Tyr Glu Gly Asp Lys Glu Ser Ala Gln Gly Gly Ile Gly Glu Ala Ile
100    105    110

Val Asp Ile Pro Glu Ile Pro Gly Phe Lys Asp Leu Glu Pro Met Glu
115    120    125

Gln Phe Ile Ala Gln Val Asp Leu Cys Val Asp Cys Thr Thr Gly Cys
130    135    140

Leu Lys Gly Leu Ala Asn Val Gln Cys Ser Asp Leu Leu Lys Lys Trp
145    150    155    160

Leu Pro Gln Arg Cys Ala Thr Phe Ala Ser Lys Ile Gln Gly Gln Val
165    170    175

Asp Lys Ile Lys Gly Ala Gly Gly Asp Gly Pro Gln Gly Gln Phe Phe
180    185    190

```

-continued

Arg Glu Ile Glu Asn Leu Lys Glu Tyr Phe Asn Ala Ser Ser Pro Asp
 195 200 205

Val Ala Lys Gly Gly Pro Leu Phe Ser Glu Ile Leu Lys Asn Trp Lys
 210 215 220

Asp Glu Ser Asp Lys Lys Ile Ile Gln Ser Gln Ile Val Ser Phe Tyr
 225 230 235 240

Phe Lys Leu Phe Glu Asn Leu Lys Asp Asn Gln Val Ile Gln Arg Ser
 245 250 255

Met Asp Ile Ile Lys Gln Asp Met Phe Gln Lys Phe Leu Asn Gly Ser
 260 265 270

Ser Glu Lys Leu Glu Asp Phe Lys Lys Leu Ile Gln Ile Pro Val Asp
 275 280 285

Asp Leu Gln Ile Gln Arg Lys Ala Ile Asn Glu Leu Ile Lys Val Met
 290 295 300

Asn Asp Leu Ser Pro Lys Ser Asn Leu Arg Lys Arg Lys Arg Ser Gln
 305 310 315 320

Asn Leu Phe Arg Gly Arg Arg Ala Ser Thr
 325 330

<210> SEQ ID NO 112

<211> LENGTH: 1092

<212> TYPE: DNA

<213> ORGANISM: Bos taurus

<220> FEATURE:

<221> NAME/KEY: CDS

<222> LOCATION: (1)..(1092)

<223> OTHER INFORMATION: SGlucON Lambda bovine

<400> SEQUENCE: 112

atg gga gtc aaa gtt ctg ttt gcc ctg atc tgc atc gct gtg gcc gag 48
 Met Gly Val Lys Val Leu Phe Ala Leu Ile Cys Ile Ala Val Ala Glu
 1 5 10 15

gcc aag ccc acc gag aac aac gaa gac ttc aac atc gtg gcc gtg gcc 96
 Ala Lys Pro Thr Glu Asn Asn Glu Asp Phe Asn Ile Val Ala Val Ala
 20 25 30

agc aac ttt gcg acc acg gat ctc gat gct gac cga ggg aag ttg ccc 144
 Ser Asn Phe Ala Thr Thr Asp Leu Asp Ala Asp Arg Gly Lys Leu Pro
 35 40 45

ggc aag aag ctg cgg ctg gag gtg ctc aaa gag atg gaa gcc aat gcc 192
 Gly Lys Lys Leu Pro Leu Glu Val Leu Lys Glu Met Glu Ala Asn Ala
 50 55 60

cgg aaa gct ggc tgc acc agg ggc tgt ctg atc tgc ctg tcc cac atc 240
 Arg Lys Ala Gly Cys Thr Arg Gly Cys Leu Ile Cys Leu Ser His Ile
 65 70 75 80

aag tgc acg ccc aag atg aag aag tgg ctc cca gga cgc tgc cac acc 288
 Lys Cys Thr Pro Lys Met Lys Lys Trp Leu Pro Gly Arg Cys His Thr
 85 90 95

tac gaa ggc gac aaa gag tcc gca cag ggc ggc ata ggc gag gcg atc 336
 Tyr Glu Gly Asp Lys Glu Ser Ala Gln Gly Gly Ile Gly Glu Ala Ile
 100 105 110

gtc gat att cct gag att cct ggg ttc aag gac ttg gag cca atg gag 384
 Val Asp Ile Pro Glu Ile Pro Gly Phe Lys Asp Leu Glu Pro Met Glu
 115 120 125

cag ttc atc gca cag gtc gat ctg tgt gtg gac tgc aca act ggc tgc 432
 Gln Phe Ile Ala Gln Val Asp Leu Cys Val Asp Cys Thr Thr Gly Cys
 130 135 140

ctc aaa ggg ctt gcc aac gtg cag tgt tct gac ctg ctc aag aag tgg 480
 Leu Lys Gly Leu Ala Asn Val Gln Cys Ser Asp Leu Leu Lys Lys Trp
 145 150 155 160

-continued

```

ctg ccg caa cgc tgt gcg acc ttt gcc agc aag atc cag ggc cag gtg      528
Leu Pro Gln Arg Cys Ala Thr Phe Ala Ser Lys Ile Gln Gly Gln Val
      165                      170                      175

gac aag atc aag ggg gcc ggt ggt gac ggg ccc agg aca gga gca gtt      576
Asp Lys Ile Lys Gly Ala Gly Gly Asp Gly Pro Arg Thr Gly Ala Val
      180                      185                      190

cct gtg ccc tct gcc ccc agg gcc ctc cca cct gcc agg ggc tgc cac      624
Pro Val Pro Ser Ala Pro Arg Ala Leu Pro Pro Ala Arg Gly Cys His
      195                      200                      205

gtg gcc cag ttc aag tct ctg tcc cct caa gag ctg cag gcc ttc aag      672
Val Ala Gln Phe Lys Ser Leu Ser Pro Gln Glu Leu Gln Ala Phe Lys
      210                      215                      220

acg gcc agg gat gcc ttt gaa gac tcg ttc ttg cca aag gac tgg gac      720
Thr Ala Arg Asp Ala Phe Glu Asp Ser Phe Leu Pro Lys Asp Trp Asp
      225                      230                      235                      240

tgc agc acc cac ctt ttc ccc agg acc cgg gac ctg aag cac ctg cag      768
Cys Ser Thr His Leu Phe Pro Arg Thr Arg Asp Leu Lys His Leu Gln
      245                      250                      255

gtg tgg gag cgc cct gtg gct ctg gag gca gag ctg gcc ctg aca ctg      816
Val Trp Glu Arg Pro Val Ala Leu Glu Ala Glu Leu Ala Leu Thr Leu
      260                      265                      270

acg gtc ctg gag gcc atg gct aac tca tcc ctg ggc cac agc ctg gag      864
Thr Val Leu Glu Ala Met Ala Asn Ser Ser Leu Gly His Ser Leu Glu
      275                      280                      285

cag ccc ctt ctc acg ctg cag aac atc cac tcc aag ctc cag gcc tgt      912
Gln Pro Leu Leu Thr Leu Gln Asn Ile His Ser Lys Leu Gln Ala Cys
      290                      295                      300

gtc cca gct cag ccc aca gca agc tcc agg ccc cgg ggc cgc ctc cac      960
Val Pro Ala Gln Pro Thr Ala Ser Ser Arg Pro Arg Gly Arg Leu His
      305                      310                      315                      320

cac tgg ctg cac cgc ctc cag gag gcc cgg aag gag tcc cag gac tgc      1008
His Trp Leu His Arg Leu Gln Glu Ala Arg Lys Glu Ser Gln Asp Cys
      325                      330                      335

ctc gaa gcc tct gtg atg ttc aac ctc ctc cgc ctc ctc acc cgg gac      1056
Leu Glu Ala Ser Val Met Phe Asn Leu Leu Arg Leu Leu Thr Arg Asp
      340                      345                      350

ctg aaa tgt gtt gcc agc gga gac cag tgt gtc tga      1092
Leu Lys Cys Val Ala Ser Gly Asp Gln Cys Val
      355                      360

```

<210> SEQ ID NO 113

<211> LENGTH: 363

<212> TYPE: PRT

<213> ORGANISM: Bos taurus

<400> SEQUENCE: 113

```

Met Gly Val Lys Val Leu Phe Ala Leu Ile Cys Ile Ala Val Ala Glu
1          5          10          15

Ala Lys Pro Thr Glu Asn Asn Glu Asp Phe Asn Ile Val Ala Val Ala
      20          25          30

Ser Asn Phe Ala Thr Thr Asp Leu Asp Ala Asp Arg Gly Lys Leu Pro
      35          40          45

Gly Lys Lys Leu Pro Leu Glu Val Leu Lys Glu Met Glu Ala Asn Ala
      50          55          60

Arg Lys Ala Gly Cys Thr Arg Gly Cys Leu Ile Cys Leu Ser His Ile
      65          70          75          80

Lys Cys Thr Pro Lys Met Lys Lys Trp Leu Pro Gly Arg Cys His Thr
      85          90          95

```

-continued

Tyr Glu Gly Asp Lys Glu Ser Ala Gln Gly Gly Ile Gly Glu Ala Ile
 100 105 110
 Val Asp Ile Pro Glu Ile Pro Gly Phe Lys Asp Leu Glu Pro Met Glu
 115 120 125
 Gln Phe Ile Ala Gln Val Asp Leu Cys Val Asp Cys Thr Thr Gly Cys
 130 135 140
 Leu Lys Gly Leu Ala Asn Val Gln Cys Ser Asp Leu Leu Lys Lys Trp
 145 150 155 160
 Leu Pro Gln Arg Cys Ala Thr Phe Ala Ser Lys Ile Gln Gly Gln Val
 165 170 175
 Asp Lys Ile Lys Gly Ala Gly Gly Asp Gly Pro Arg Thr Gly Ala Val
 180 185 190
 Pro Val Pro Ser Ala Pro Arg Ala Leu Pro Pro Ala Arg Gly Cys His
 195 200 205
 Val Ala Gln Phe Lys Ser Leu Ser Pro Gln Glu Leu Gln Ala Phe Lys
 210 215 220
 Thr Ala Arg Asp Ala Phe Glu Asp Ser Phe Leu Pro Lys Asp Trp Asp
 225 230 235 240
 Cys Ser Thr His Leu Phe Pro Arg Thr Arg Asp Leu Lys His Leu Gln
 245 250 255
 Val Trp Glu Arg Pro Val Ala Leu Glu Ala Glu Leu Ala Leu Thr Leu
 260 265 270
 Thr Val Leu Glu Ala Met Ala Asn Ser Ser Leu Gly His Ser Leu Glu
 275 280 285
 Gln Pro Leu Leu Thr Leu Gln Asn Ile His Ser Lys Leu Gln Ala Cys
 290 295 300
 Val Pro Ala Gln Pro Thr Ala Ser Ser Arg Pro Arg Gly Arg Leu His
 305 310 315 320
 His Trp Leu His Arg Leu Gln Glu Ala Arg Lys Glu Ser Gln Asp Cys
 325 330 335
 Leu Glu Ala Ser Val Met Phe Asn Leu Leu Arg Leu Leu Thr Arg Asp
 340 345 350
 Leu Lys Cys Val Ala Ser Gly Asp Gln Cys Val
 355 360

The invention claimed is:

1. A polynucleotide that encodes a fusion protein comprising a luciferase, and at least one interferon, wherein the polynucleotide encodes the fusion protein described by SEQ ID NOS: 48, 52, 56, 60, 64, 68, 70, 74, 78, 82, 86, 90, 94, 111, or 113.

2. The polynucleotide of claim 1 that further comprises a polynucleotide encoding at least one translational interrupter sequence.

3. The polynucleotide of claim 1 that further comprises a polynucleotide encoding at least one Aphthovirus translational interrupter sequence.

4. The polynucleotide of claim 1 that further comprises a polynucleotide encoding at least one foot-and-mouth disease virus (FMDV) translational interrupter sequence.

5. The polynucleotide of claim 1 that further comprises a polynucleotide encoding a FMDV 2A or Δ1D2A sequence.

6. The polynucleotide of claim 1 that comprises a polynucleotide sequence described by SEQ ID NOS: 47, 51, 55, 59, 63, 67, 69, 73, 77, 81, 85, 89, 93, 110 or 112.

7. A vector comprising the polynucleotide of claim 1.

8. The vector of claim 7 that further comprises a polynucleotide encoding at least one promoter or other transcrip-

45 tion regulatory element, at least one prokaryotic or eukaryotic translation initiation sequence or other translation regulatory element, at least one translational interrupter sequence, or at least one reporter polynucleotide sequence operatively linked to, or embedded within, the polynucleotide sequence encoding the fusion protein.

9. The vector of claim 7 that further comprises a polynucleotide encoding at least one FMDV translational interrupter sequence.

10. The vector of claim 7 that further comprises a polynucleotide encoding a FMDV 2A or Δ1D2A sequence.

11. The vector of claim 7 that is a mRNA, DNA plasmid, minicircle vector, a replication deficient adenovirus vector, a vaccinia virus vector, or other viral vector that expresses the fusion protein.

12. The vector of claim 7 that comprises a polynucleotide sequence described by SEQ ID NOS: 47, 51, 55, 59, 63, 67, 69, 73, 77, 81, 85, 89, 93, 110 or 112.

13. A host cell comprising the vector of claim 7, wherein the host cell expresses the fusion protein.

14. The host cell of claim 13 that is an insect cell.

15. The host cell of claim 13 that is mammalian cell.

251

- 16. The host cell of claim 13 that is a prokaryotic cell.
- 17. A fusion protein, that is encoded by the polynucleotide of claim 1.
- 18. The fusion protein of claim 17, wherein the polynucleotide further comprises a polynucleotide encoding at least one translational interrupter sequence.
- 19. The fusion protein of claim 17, wherein the polynucleotide further comprises a polynucleotide encoding at least one Aphthovirus translational interrupter sequence.
- 20. The fusion protein of claim 17, wherein the polynucleotide further comprises a polynucleotide encoding at least one FMDV translational interrupter sequence.
- 21. The fusion protein of claim 17, wherein the polynucleotide further comprises a polynucleotide encoding a FMDV 2A or Δ1D2A sequence.
- 22. A composition comprising the fusion protein of claim 17 and at least one pharmaceutically acceptable carrier, excipient or adjuvant.
- 23. A method for producing the fusion protein of claim 17 comprising culturing a host cell that expresses the fusion protein in a suitable medium and recovering the fusion protein.
- 24. A method for quantifying an amount or concentration of an interferon produced in an expression system comprising:
 - a. providing the vector according to claim 7;
 - b. transforming the vector into a host cell;
 - c. culturing the cells in a medium;
 - d. harvesting the medium; and
 - e. quantifying the intensity of luminescent output.
- 25. A method for quantifying an amount or concentration of an interferon produced in an expression system comprising:
 - a. providing the vector according to claim 9;
 - b. transforming the vector into a host cell;
 - c. culturing the cells in a medium;
 - d. harvesting the medium; and
 - e. quantifying the intensity of luminescent output.
- 26. A method for quantifying an amount or concentration of an interferon produced in an expression system comprising:
 - a. providing the vector according to claim 10;
 - b. transforming the vector into a host cell;
 - c. culturing the cells in a medium;
 - d. harvesting the medium; and
 - e. quantifying the intensity of luminescent output, thus quantifying an amount or concentration of an interferon in the expression system.
- 27. A method for quantifying an amount or concentration of an interferon produced in an expression system comprising:

252

- a. providing the vector according to claim 11;
- b. transforming the vector into a host cell;
- c. culturing the cells in a medium;
- d. harvesting the medium; and
- e. quantifying the intensity of luminescent output, thus quantifying an amount or concentration of an interferon in the expression system.
- 28. A method for quantifying an amount or concentration of an interferon in an expression system comprising:
 - a. providing the vector according to claim 12;
 - b. transforming the vector into a host cell;
 - c. culturing the cells in a medium;
 - d. harvesting the medium; and
 - e. quantifying the intensity of luminescent output, thus quantifying an amount or concentration of an interferon in the expression system.
- 29. A method for facilitating secretion of a fusion protein from a host cell comprising:
 - a. providing the vector according to claim 7;
 - b. transforming the vector into a host cell;
 - c. culturing the cells in a medium; and
 - d. recovering the secretable fusion protein from the medium.
- 30. A method for facilitating secretion of a fusion protein from a host cell comprising:
 - a. providing the vector according to claim 12;
 - b. transforming the vector into a host cell;
 - c. culturing the cells in a medium; and
 - d. Recovering the secretable fusion protein from the medium.
- 31. A method for measuring an amount of a biotherapeutic peptide in a subject in need thereof comprising:
 - a. providing the vector according to claim 12;
 - b. transforming the vector in the subject;
 - c. recovering biological material from the subject;
 - d. wherein the biological material comprises blood, serum, plasma, or urine.
- 32. A method for certifying vaccine expression in vivo comprising:
 - a. providing the vector according to claim 12;
 - b. transforming the vector into a host organism;
 - c. recovering biological material from the host organism;
 - d. wherein the biological material comprises blood, serum, plasma, or urine.
- 33. A pharmaceutical composition comprising the fusion protein of claim 17 and at least one pharmaceutically acceptable carrier, adjuvant, or excipient.

* * * * *