

# Phone Bank to **HOLD THEM ACCOUNTABLE!**



**MOVE** **ON**

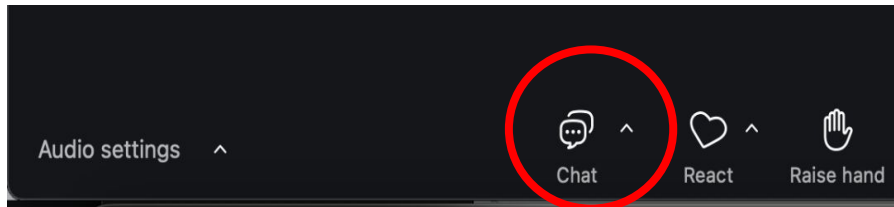

# Community Norms:

- **Respect** each other's **pronouns**.
- **Ask questions** in the chat.
- **Avoid bias**.
- **Speak up** and **listen actively**.
- **Afford us grace**.

# CHAT

Click here to share stories, ask questions, or ask for help.

Type in the chat and press return.



## To help you prepare, you should have received the following resources via *Mobilize* email:

- Phone Bank Script Preview at <https://www.MoveOn.org/Call>
- Guide: <https://moveon.org/phonebankguide>
- Quick Guide: <https://moveon.org/phonebankquickguide>
- Training Video: <https://MoveOn.org/TrainingVideo>
  - Please note, the script used in the training video is different from the script that will be used on tonight's training.
- Training Slides: <https://MoveOn.org/Trainingslides>



# HOLD THEM ACCOUNTABLE for Cuts to Medicaid and SNAP



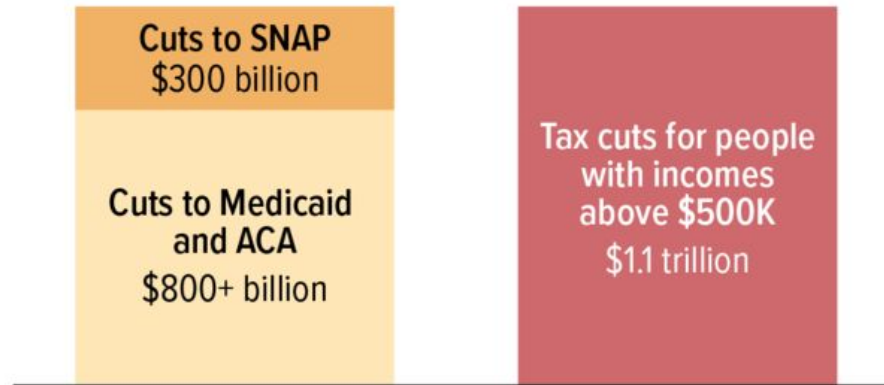
- Congressional Republicans passed a budget resolution early this morning that would cut more than **\$1 trillion** in funding toward health care, education, and other vital services, all to fund their **tax cuts to the rich and corporations**.
- **Medicaid** would be cut by **\$700+ billion**, potentially leading to 9+ million people losing coverage.
- **\$300 billion** in key nutritional programs would be cut. These cuts could eliminate or reduce SNAP benefits for more than 40 million Americans.

# Republican-Approved Cuts to Medicaid & SNAP

MOVE ON

## House Republican Plan Would Take Health Care and Food Assistance Away from People to Pay for Tax Cuts for Wealthy

Plan would cut health coverage by at least \$800 billion and SNAP by roughly \$300 billion while giving the wealthy \$1.1 trillion in tax cuts



Note: ACA (Affordable Care Act). All estimates are through 2034. Households with incomes over \$500K make up 2% of total households in 2027.

Source: CBPP calculations using JCT tables JCX-22-25R and JCX-23-25 and preliminary estimates from the Congressional Budget Office (subject to change).



# ***Tonight's Phone Bank***

## ***Who***

We are calling MoveOn members across the country in key congressional districts whose representatives voted in lockstep with Trump and Mike Johnson on the vote for the 2025 budget bill and its key amendments.

## ***What***

We'll be asking folks to let us connect them to their representative's office, leaving a message expressing their disappointment in their voting for cuts to Medicaid and SNAP.

## ***Why***

Congress has just approved a budget that cuts \$1 trillion from health care, food programs, education, and other vital services.



# *Tonight's Phone Bank*



Rep. Schweikert (AZ-01)

Rep. Miller-Meeks (IA-01)

Rep. Calvert (CA-41)



Rep. Kiggans (VA-02)

Rep. Valadao (CA-22)

Rep. Ciscomani (AZ-06)





# *Tonight's Phone Bank*



Rep. Kean (NJ-07)

Rep. Lawler (NY-17)

Rep. LaLota (NY-01)

**MOVE ON**

# *Tonight's Phone Bank*

District	Representative	<u>Medicaid /CHIP %</u>	<u>Medicare %</u>	<u>Total Medicare &amp; Medicaid</u>	District population	How many ppl will lose coverage?
AZ-01	David Schweikert	19%	19%	38%	804,256	305,617
AZ-06	Juan Ciscomani	23%	24%	47%	813,933	382,549
CA-22	David Valadao	64%	9%	73%	774,942	565,708
CA-41	Ken Calvert	29%	14%	43%	811,664	349,016
IA-01	Mariannette Miller-Me	19%	18%	37%	798,244	295,350
NJ-07	Tom Kean Jr.	9%	18%	27%	778,678	210,243
NY-01	Nick LaLota	19%	19%	38%	775,252	294,596
NY-17	Mike Lawler	27%	16%	43%	772,624	332,228
VA-02	Jen Kiggans	12%	17%	29%	789,864	229,061

# How to Use the MoveOn Dialer

- ★ The MoveOn Dialer is a predictive-dialer calling system.
- ★ It automatically dials from a list of numbers.
- ★ It connects you only to people who answer the phone.
- ★ This means that you can call 10x as many people!



# What You Need to Make Calls

## Recommended:

- ★ Computer or tablet

## Optional:

- ★ Cellphone or landline phone
- ★ Headphones



# MoveOn Dialer: Overview



How To Make Calls Demo

[Report an issue](#)

STATUS: NOT CONNECTED

Explore the script before making any calls

**Preview script**

Call directly from your computer, no phone needed

**Call with computer**

Use your phone for audio and answer questions on the  
computer

**Call with computer & phone**

# MoveOn Dialer: Getting Connected

**SCALE  
TO WIN**

How To Make Calls Demo

Report an issue

STATUS: NOT CONNECTED

Phone

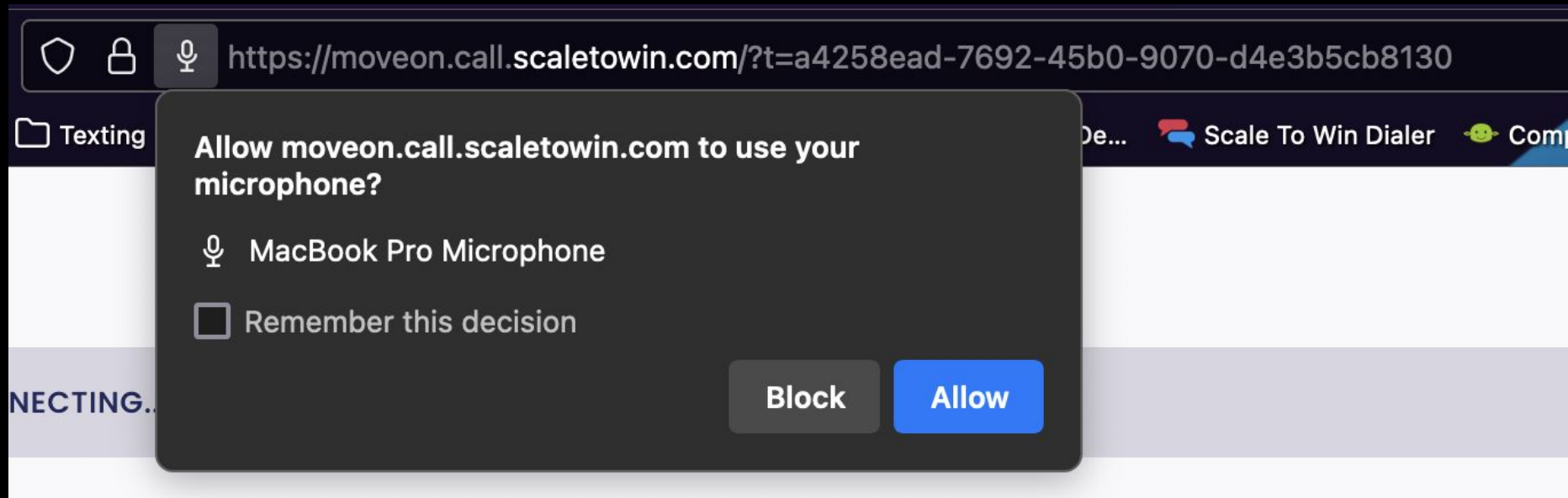
Name

Get started

Call another way



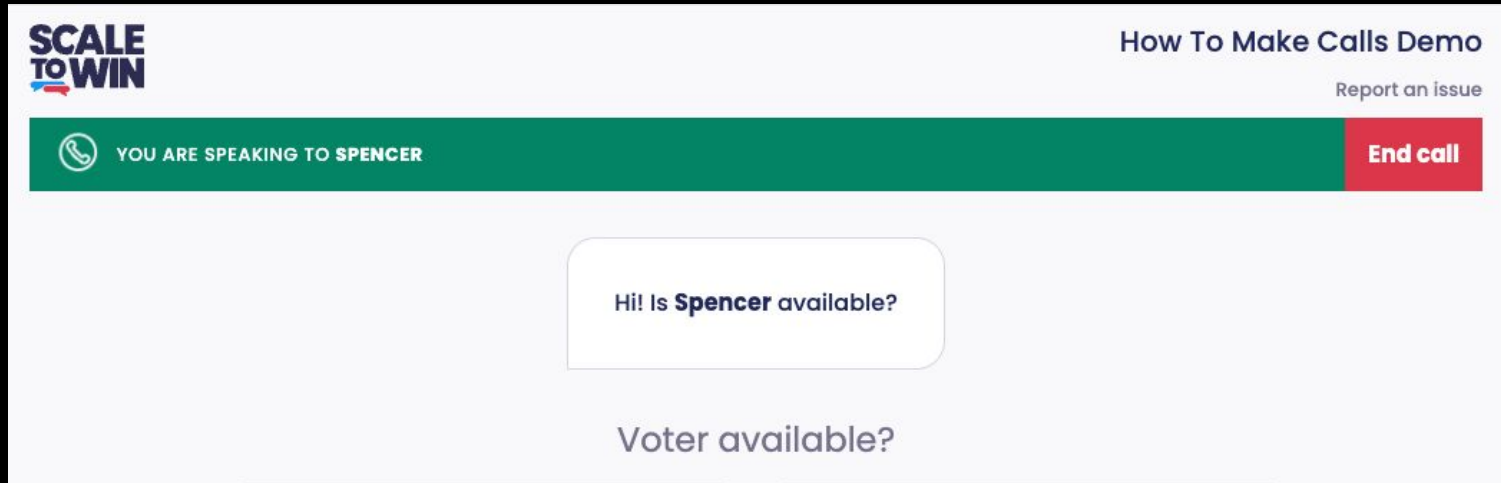
# MoveOn Dialer: Dial With This Device





# MoveOn Dialer: Dial With Phone for Audio

- ★ Once you enter your phone number, you will get a telephone number to call to connect your phone with the dialer on your screen.
- ★ IMPORTANT: To end your calls, do not hang up from your cellphone but from the red “End call” button on your screen.



# MoveOn Dialer: Start Calling!



How To Make Calls Demo

[Report an issue](#)

**STATUS: CONNECTED**

**Start calling**

**Call another way**

# MoveOn Dialer: Logging In



How To Make Calls Demo

[Report an issue](#)

STATUS: NOT CONNECTED

Explore the script before making any calls

**Preview script**

Call directly from your computer, no phone needed

**Call with computer**

Use your phone for audio and answer questions on the  
computer

**Call with computer & phone**

# Tips for *Making* Calls

- ★ Smile while you dial!
- ★ Follow the script and track your responses.



# Disconnect audio before going to make calls!

## Select a microphone

Same as system (MacBook Pro Microphone (MacBook Pro Microphone))

✓ MacBook Pro Microphone (MacBook Pro Microphone)

## Select a speaker

Same as system (MacBook Pro Speakers (MacBook Pro Speakers))

✓ MacBook Pro Speakers (MacBook Pro Speakers)

Test speaker & microphone...

Leave computer audio

Audio settings...



Audio



Video



Participants



Chat



Raise hand




Share

In the bottom-left corner of your Zoom screen, click ^ to the right of the microphone icon.

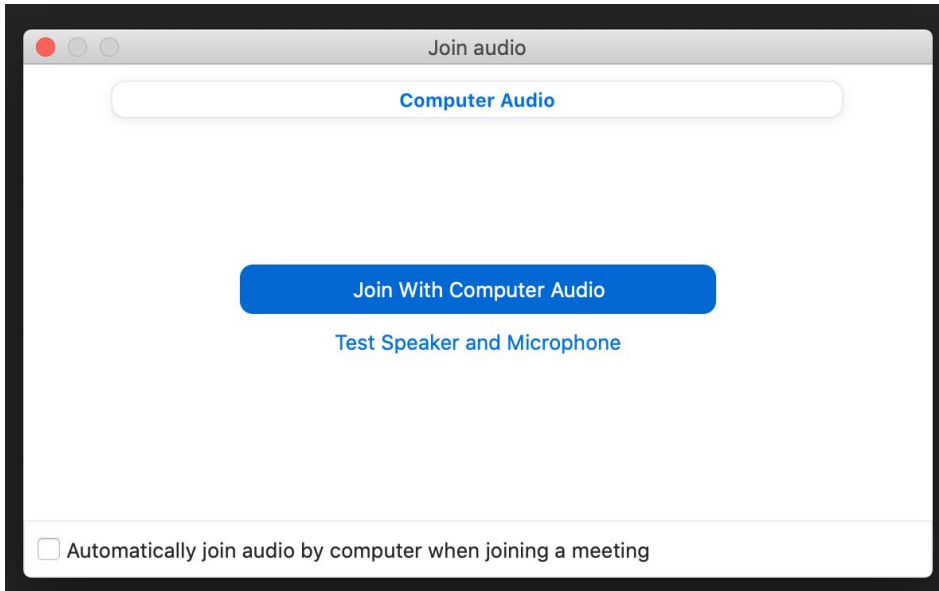
Choose “Leave computer audio.”

If you are using a tablet or a mobile device, you may need to leave Zoom for the dialer to work.

# Reconnecting to Zoom audio after disconnecting



- In the bottom-left corner of your Zoom screen, click “Join audio.”
- If prompted, choose “Join With Computer Audio.”



# **Need Support?**

**Head to a Breakout Room for  
Technical Support with 1-on-1  
assistance!**



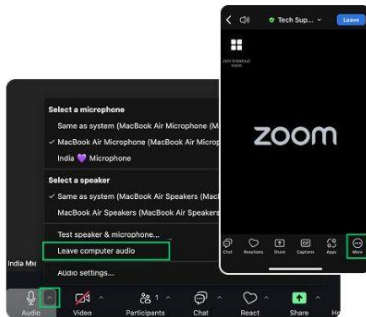


# THE THREE STEPS OF DIALING WITH MOVEON



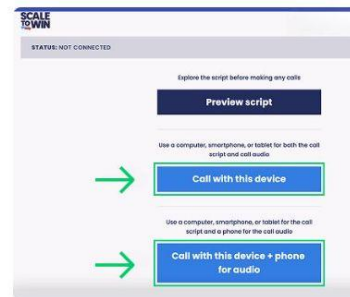
## STEP 1: Disconnect Zoom Audio

- Click on the tiny caret (^) button next to your microphone button.
- Select “Leave computer audio.”
- On phones/tablets, this is sometimes located inside the “More” control, a circle with three dots inside, on the far right (you may need to scroll).



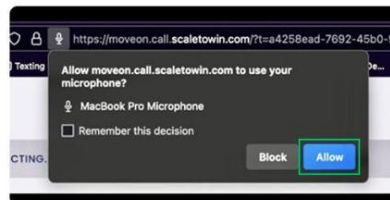
## STEP 2: Connect to the Dialer

- Open your internet browser (Chrome, Firefox, Safari, etc.).
- Type in [MoveOn.org/Call](https://moveon.org/Call)
- Once you're ready, choose either “call with this device” or “call with this device + phone for audio.”



## STEP 3: Allow the Website Access to your Microphone

- After submitting your name and phone number, the next screen will show a popup window asking permission to use your microphone.
- Be sure to click “Allow.” Otherwise, the voter will not be able to hear you.



# Let's get to calling!

**Be sure to leave computer audio while calling!**

**Dialer:** <https://MoveOn.org/Call>

Rejoin audio at 7:45 p.m. ET for the debrief. Use the chat to ask questions, or join a breakout room for 1:1 tech support.



# What's Next?

Join our next phone  
bank on May 29 at 3 PM  
ET/Noon PT at  
[MoveOn.org/Phonebank  
4life](https://MoveOn.org/Phonebank4life)

Join our ACT Program at  
[MoveOn.org/ACT](https://MoveOn.org/ACT)

