

Government Reports & Pfizer Documents prove COVID Vaccination is causing Depopulation & we now have evidence it was the plan all along

 expose-news.com/2023/02/05/depopulation-covid-vaccination-plan-all-along

By The Exposé

February 5, 2023

If we told you 20 million people had died across just the 'Five Eyes' & 26 countries across Europe over the past two years resulting in the most excess deaths seen in half a decade wouldn't you at least be a little bit curious to find out why?

You might be quick to blame Covid-19, but we can assure you this is not the case.

What if we then told you more excess deaths were actually recorded across the USA, the UK, Canada, Australia and New Zealand in 2021 & 2022 following several mass rollouts of the Covid-19 injections than were recorded at the height of the Covid-19 pandemic in 2020?

Would that not pique your interest to find out why?

Because we're not just talking about a slight increase. We're talking about increases of thousands of per cent in excess deaths.

For instance. official Government reports prove that Australia suffered a shocking 1,640% increase in excess deaths in just 39 weeks throughout 2022 compared to 53 weeks throughout 2020.

While New Zealand suffered a shocking 3,404% increase in excess deaths in 49 weeks throughout 2022 compared to 53 weeks throughout 2020.

Are you still not interested?

Well, what if we told you there now exists a mountain of evidence to prove that Covid-19 injections are to blame for this huge increase in deaths?

Surely now you'd want to know why?

What if we then revealed that sadly, that mountain of evidence also contains documents that prove Covid-19 vaccination is going to lead to mass depopulation?

This is of course an extremely bold claim to make.

'Your Government is trying to kill you' is even bolder.

But it's the truth.

And surely you are now more than curious to find out why?



To summarise, the answer is simple...

From a young age, you have been conditioned to trust and obey authority without question. You have been trained to believe they would never lie to you.

The elite and corporations know that the majority of the public are too trusting of the government and mainstream media, and as a result, to solve the incoming problem of hundreds of millions, if not billions of people becoming “useless eaters” and a liability and burden due to AI and robotics taking their jobs, they came up with a plan to depopulate the planet.

And that plan involved the invention or exaggeration of a pandemic and the roll-out of a deadly vaccine.

And we can prove it...

Let's not lose touch... Your Government and Big Tech are actively trying to censor the information reported by The Exposé to serve their own needs. Subscribe now to make sure you receive the latest uncensored news in your inbox...

Pfizer lied, 20 million and counting died

Secret reports from the Governments of the USA, Canada, Australia, New Zealand, the UK and most of Europe have raised alarm bells as they confirm that approximately 20 million deaths have been recorded resulting in 2 million excess deaths since Pfizer lied enabling the mass roll-out of the Covid-19 injections.

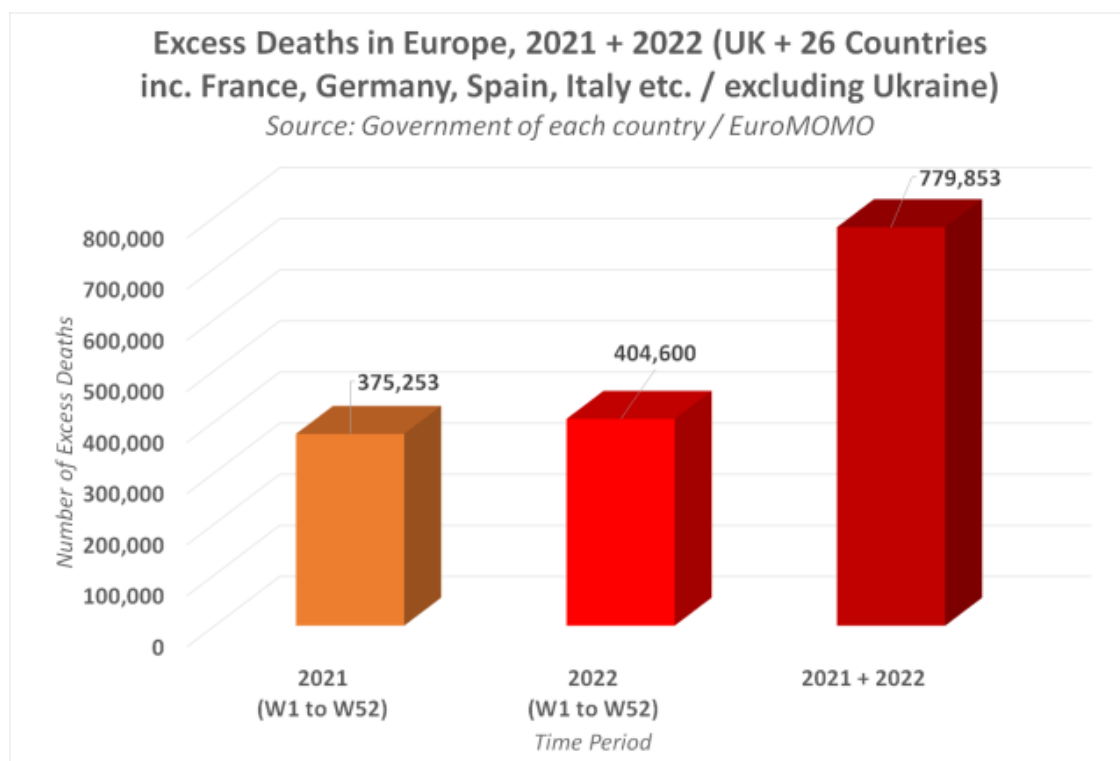
Sadly, further reports quietly published by the UK Government also confirm that mortality rates are lowest among the unvaccinated in every single age group.

This, therefore, proves that Pfizer's lies have caused millions to die and the Covid-19 injections are by far the largest contributing factor to the millions of excess deaths seen across the 'Five Eyes' and most of Europe

Europe

Official figures provided to EuroMOMO by the UK Government and 26 other Governments of countries across Europe reveal that most of the continent suffered 375,253 excess deaths in 2021 and 404,600 excess deaths in 2022.

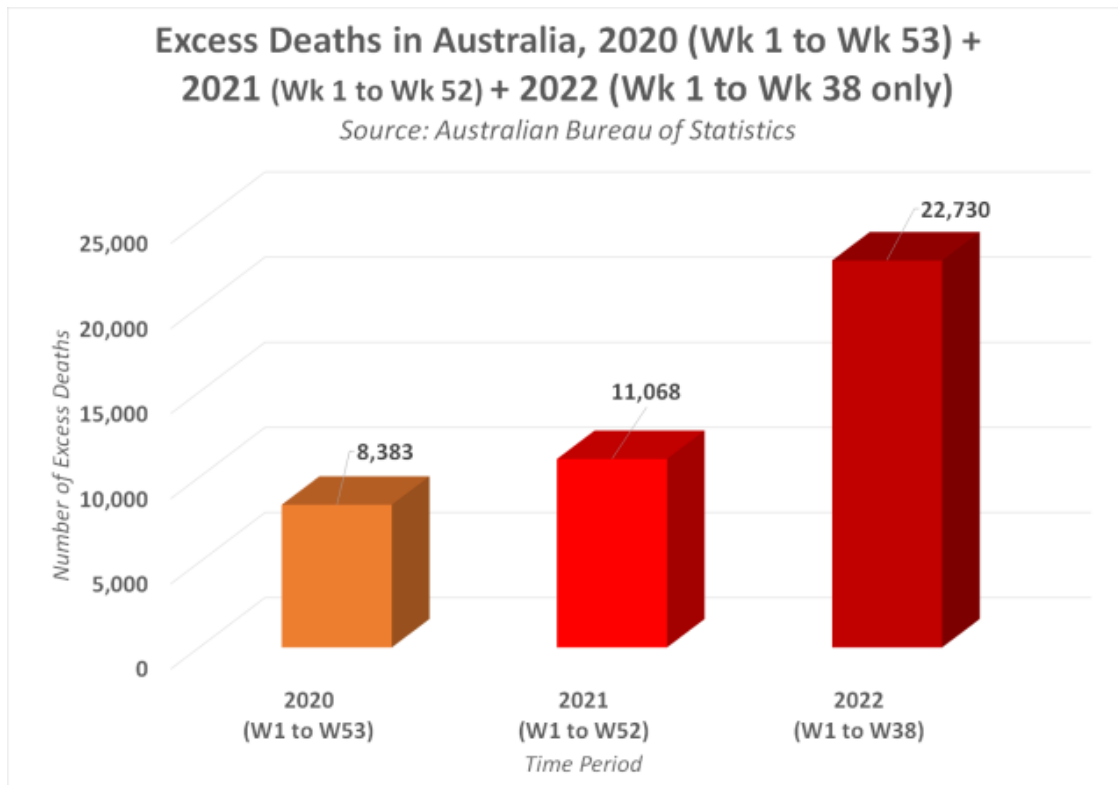
This equates to 779,853 excess deaths over the two years. The figures do not include Ukraine so cannot be blamed on the ongoing war.



Australia

Australia suffered 11,068 excess deaths in 2021 and then a shocking 22,730 excess deaths by week 38 of 2022. This is in stark contrast to 2020, when only 1,306 excess deaths were recorded at the height of the Covid pandemic and prior to the rollout of the Covid injections.

This means Australia suffered a shocking 1,640% increase in excess deaths in just 39 weeks throughout 2022 compared to 53 weeks throughout 2020.

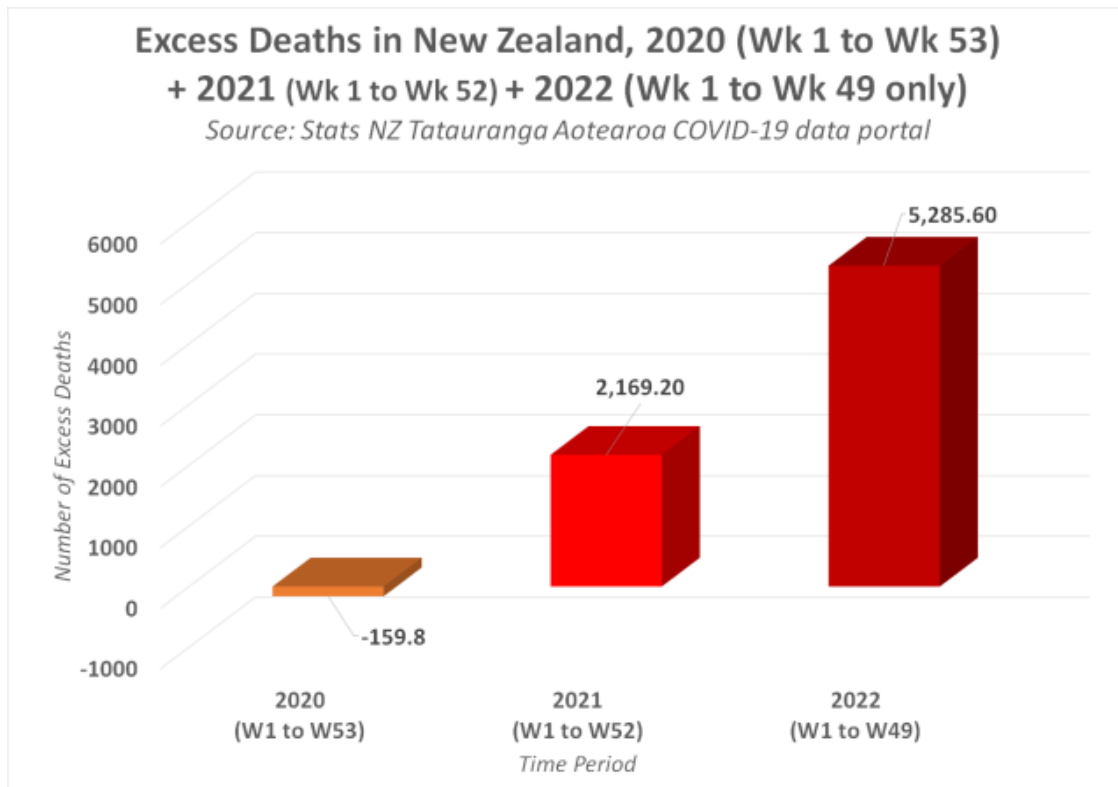


New Zealand

New Zealand suffered 2,169 excess deaths in 2021 and then a shocking 5,286 excess deaths by week 49 of 2022. These are shocking figures for the small island with an estimated population of 5 million people.

Especially when compared to 2020, when no excess deaths were suffered and 160 fewer deaths were actually recorded than expected at the height of the Covid pandemic and prior to the rollout of the Covid injections.

This means New Zealand suffered a shocking 3,404% increase in excess deaths in 49 weeks throughout 2022 compared to 53 weeks throughout 2020.



Canada

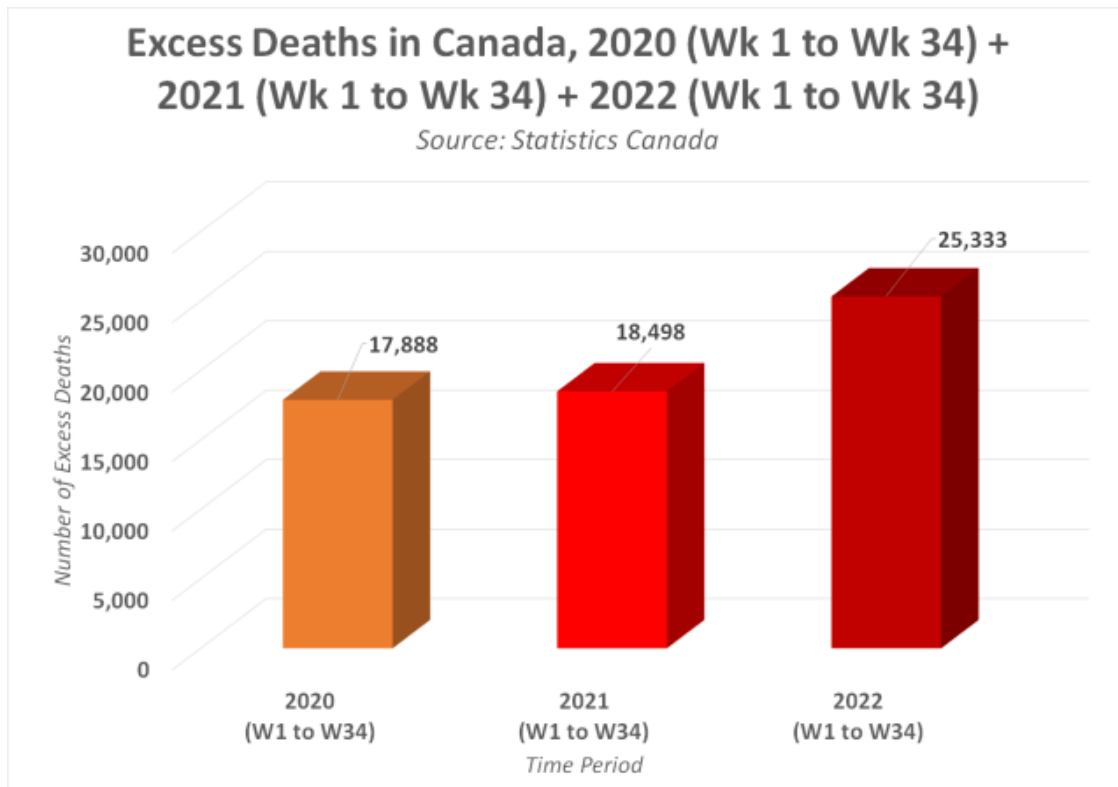
In Canada, the situation is similarly concerning.

The country suffered 35,318 excess deaths in 2021 and then 25,333 excess deaths by week 34 of 2022. This compares to 31,042 excess deaths in 2020 by week 53.

However, when looking at the figures up to week 34 in both 2020 and 2021, it becomes clear that 2022 has in fact been the worst year for excess deaths by far.

By week 34 of 2020, Canada had recorded 17,888 excess deaths. By week 34 of 2021, Canada had recorded 18,498 excess deaths. But by week 34 of 2022, Canada had recorded 25,333 excess deaths, representing a 42% increase on the excess deaths recorded in 2020, prior to the roll-out of the Covid-19 injections.

This dramatic increase in excess deaths raises serious questions about the safety of the Covid-19 vaccines and whether they may have been a contributing factor to the increase in excess deaths.



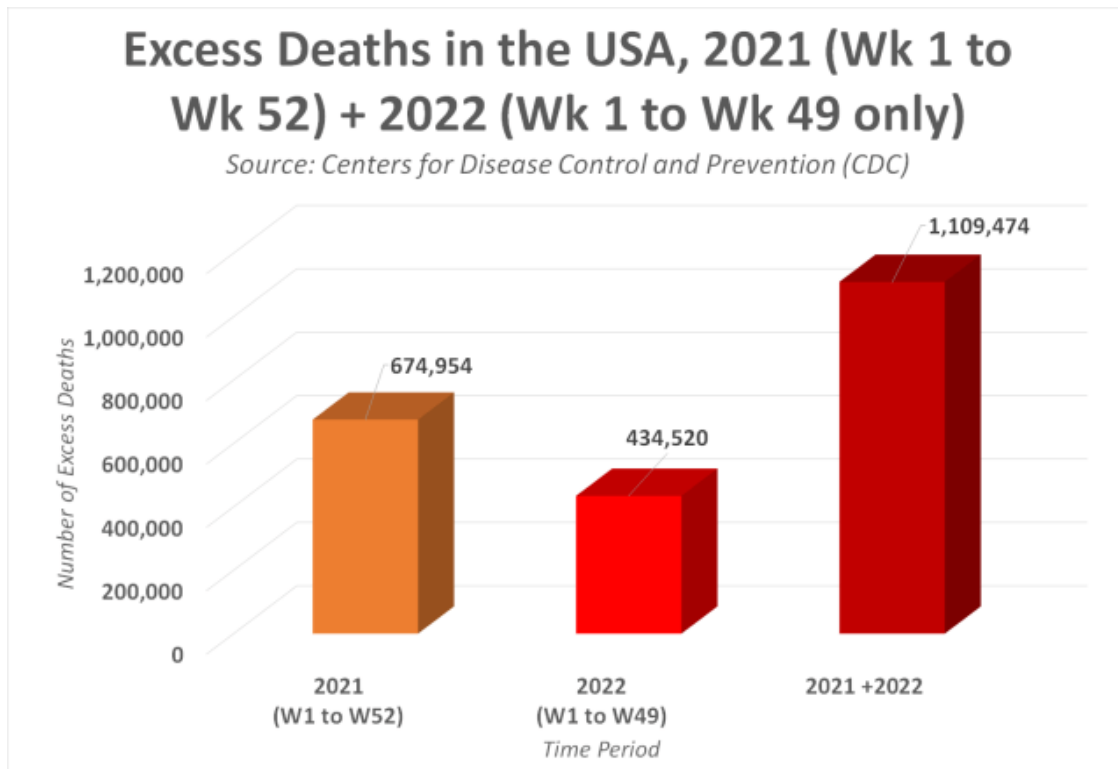
USA

The USA suffered 674,954 excess deaths in 2021, and then 434,520 excess deaths by week 49 of 2022. This equates to over 1.1 million excess deaths in nearly two years.

The USA suffered a staggering 674,954 excess deaths in 2021, a year that saw the country coerced into coming forward to get injected multiple times throughout the mass roll-out of the Covid-19 vaccines. These numbers represent a significant increase in deaths compared to previous years, and have raised alarm bells among the public and healthcare professionals alike.

The situation did not improve in 2022, with 434,520 excess deaths recorded by week 49, bringing the total number of excess deaths to over 1.1 million in nearly two years.

This is a staggering number and has led to questions about the effectiveness of the vaccine and the government's response to the alleged pandemic.



The 'Five Eyes' & most of urope

The official narrative put forth by governments and health organizations has been that deaths in 2020 increased due to the outbreak of the alleged Covid-19 pandemic, with the response to it adversely affecting millions of people worldwide.

However, as the pandemic progressed and a vaccine was developed and distributed, the narrative shifted to focus on the safety and effectiveness of the Covid-19 injection as a means to curb the spread of the virus and reduce the number of deaths.

This narrative was reinforced through various propaganda campaigns, public statements, and official statements, with the message that the vaccine was “safe and effective” and would be “the key to ending the pandemic”.

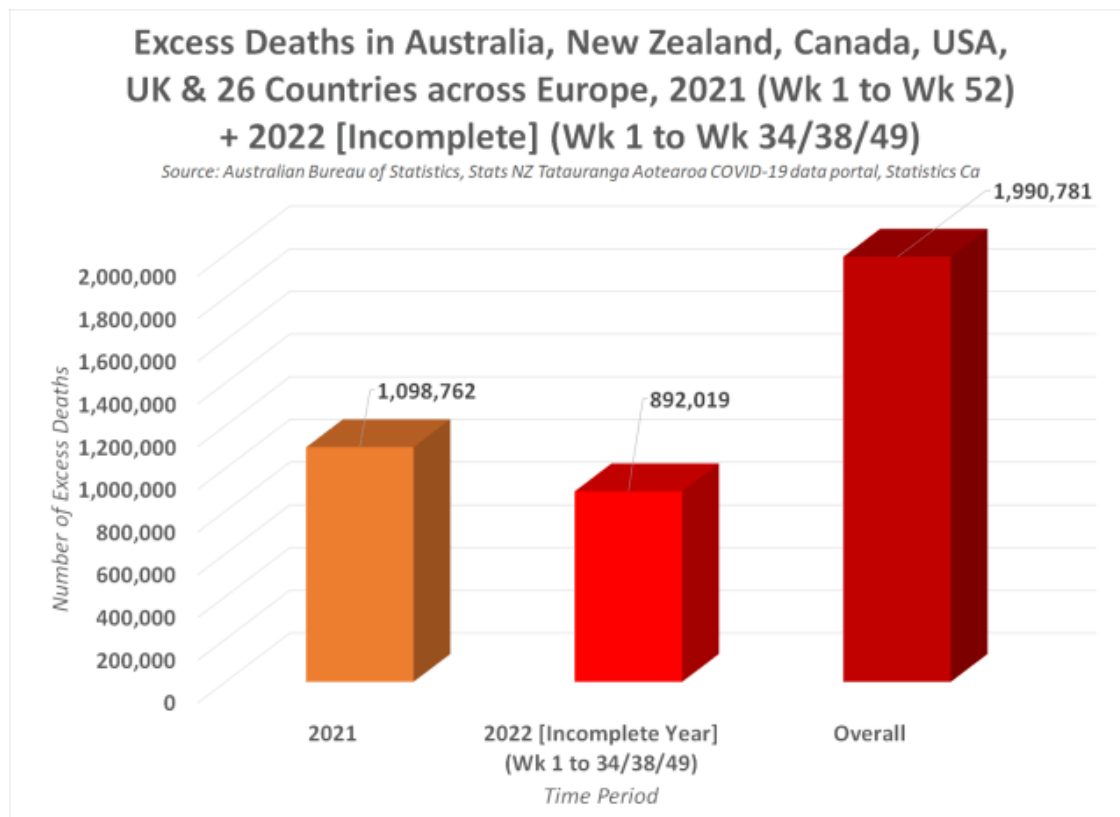
However, the figures and official reports released by governments in the USA, Canada, Australia, New Zealand, the UK and most of Europe have shown that the opposite has happened, with millions of excess deaths being recorded since the mass roll-out of the Covid-19 injections.

This has led to many questions about the safety of the vaccine, the facts of the official narrative, and the integrity of Governments and Public Health bodies around the world.

The figures have been provided to both the **Organisation for Economic Co-Operation and Development (OECD)** and **EuroMOMO** by each country's Government organisations. The U.S. data has been provided by the Centers for Disease Control. The UK data has been

provided by the Office for National Statistics. And Australia's data has been provided by the Australian Bureau of Statistics.

So these aren't independent estimates. They are official Government-authorized figures. And they show that the 'Five Eyes' countries and 26 other countries across Europe have suffered 1.99 million excess deaths since the Covid-19 injections were first granted emergency use authorisation.



Data proves COVID Vaccines are to blame

Official figures published by the UK Government prove that Covid-19 vaccines have been the biggest contributing factor to the millions of excess deaths seen across the 'Five Eyes' and most of Europe. Because the figures confirm mortality rates are lowest among the unvaccinated in every single age group.

The figures can be found in a report titled '[Deaths by Vaccination Status, England, 1 January 2021 to 31 May 2022](#)', and it can be accessed on the ONS site [here](#), and downloaded [here](#).

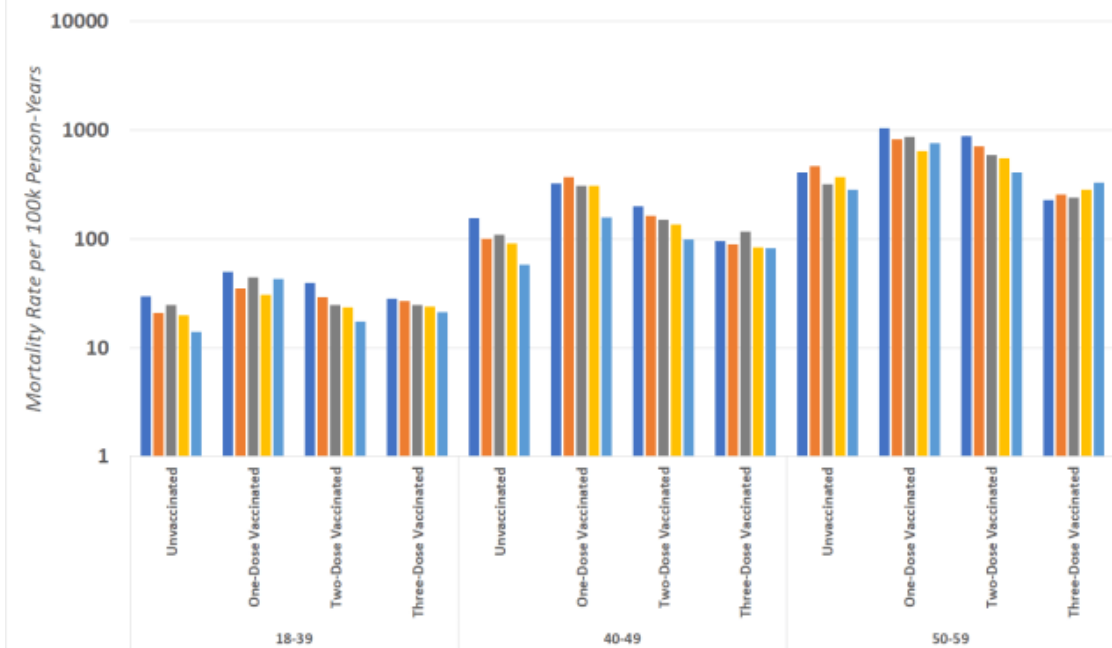
Table 2 of the report contains the monthly age-standardised mortality rates by vaccination status by age group for deaths per 100,000 person-years in England up to May 2022.

We've taken the figures provided by the ONS for January to May 2022 and produced the following charts which reveal the horrific consequences of the mass Covid-19 vaccination campaign.

Monthly Age-Standardised Mortality Rates by Vaccination Status by Age Group for Non-Covid-19 Deaths in England January to May 2022

Source: (UK Gov.) Office for National Statistics

■ Jan ■ Feb ■ March ■ April ■ May

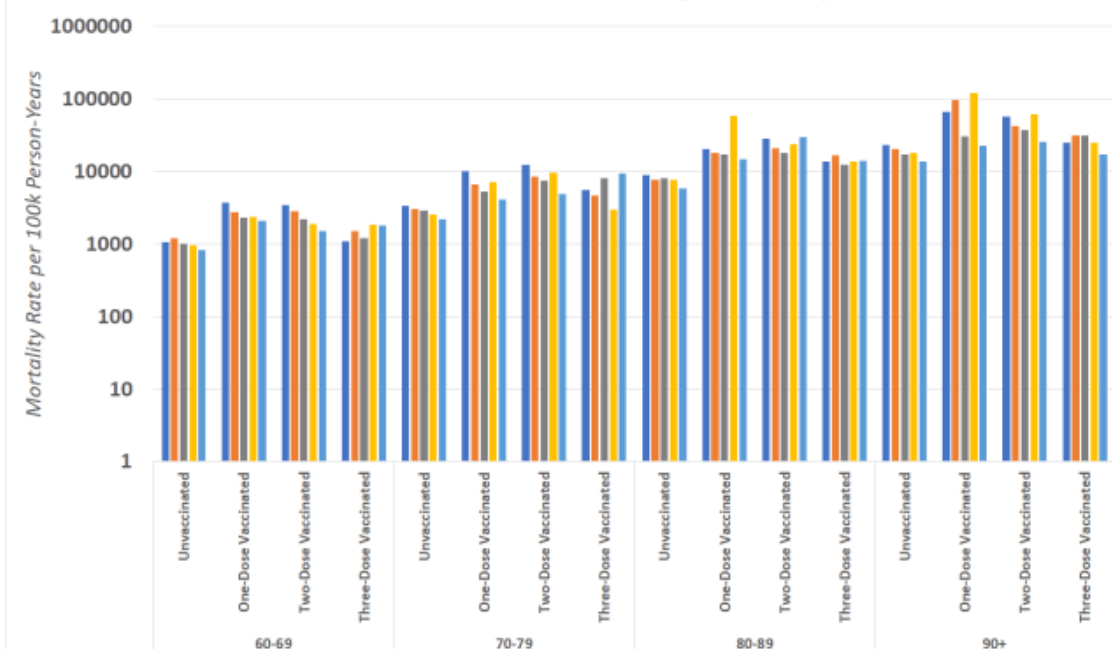


Source

Monthly Age-Standardised Mortality Rates by Vaccination Status by Age Group for Non-Covid-19 Deaths in England January to May 2022

Source: (UK Gov.) Office for National Statistics

■ Jan ■ Feb ■ March ■ April ■ May



Source

The above charts show mortality rates per 100,000 by vaccination status. They reveal mortality rates are lowest among the unvaccinated in every single age group

This is, therefore, **indisputable evidence that the Covid-19 vaccines are deadly and killing people in the thousands**, and you can read a full breakdown of the data broken down by age [here](#)

Safe & Effective?

The official reports and figures from the Governments of the USA, Canada, Australia, New Zealand, the UK, and most of Europe have raised serious concerns about the safety of the Covid-19 injections.

The data shows that since the mass roll-out of the vaccines, there have been nearly 2 million excess deaths recorded, with mortality rates being lowest among the unvaccinated in every single age group. This proves the link between Covid-19 injections and the increase in excess deaths.

The official narrative that the vaccines are safe and effective and would reduce the number of deaths was and still is a lie.

But why?

Why would authorities continue to administer a vaccine that is killing people?

Because it was their plan all along...

Why would they do this?

You are not free. You think you are because you put a cross on a piece of paper every few years to vote for a new government or President. But you're not free in the slightest. In fact, your existence is almost comparable to that of free-range chickens.

Just as free-range chickens are confined to a certain area and allowed some degree of freedom within that area, humans are also confined to the societies and cultures they are born into and have limited freedom within those boundaries.

Both free-range chickens and humans have a certain routine they must follow in order to survive and thrive.

For chickens, this means pecking at food, drinking water, and laying eggs, while for humans it involves going to work, caring for their families, and fulfilling other basic needs.

However, just as free-range chickens may face danger from predators or harsh weather conditions, humans also face challenges such as financial insecurity, discrimination, and physical and mental health problems.

So while the human experience is much more complex and diverse than that of a chicken, the average person's existence is still comparable to that of a free-range chicken.

So as you can see, you're not free in the slightest.

The problem you now have, is that very soon, you will no longer be needed.

AI isn't coming, it's already here

At the moment, the rich need other people to make them rich because wealth creation is a collaborative process that requires the support of employees, customers, suppliers, and the government. Without these groups, the accumulation of wealth would not be possible.

So they need you in order to live and work a "9 to 5" existence to make them rich. And in return, you are given pennies to their pounds, or cents to their dollars.

However, you may not realise it, but Artificial Intelligence (AI) and robotics are now so far advanced that they are now most likely capable of doing your job.

Especially if your work involves using a computer, manual labour in a factory, or getting a person from A to B.

And AI and robotics can do what would take you hours in mere seconds.

Here are just a few examples of the many potential applications of AI and robotics across a range of industries and sectors:

1. Manufacturing: Robotics can be used to automate production lines, improving efficiency and reducing costs.
2. Finance: AI can be used to analyze financial data, detect fraud, and automate routine tasks such as account reconciliation.
3. Transportation: Self-driving cars and trucks powered by AI are already being developed, with the potential to dramatically change the way goods and people are transported.
4. Retail: AI-powered chatbots can be used to provide customer service, and AI algorithms can be used to personalize the shopping experience for customers.
5. Energy: AI can be used to optimize the use of renewable energy sources, reducing costs and increasing the efficiency of energy systems.
6. Agriculture: Robotics can be used to automate tasks such as planting, harvesting, and monitoring crops, improving efficiency and reducing costs in agriculture.

We are even moving to the point where AI and robotics have the potential to play a significant role in the delivery of health and social care.

Some examples of how AI and robotics could play a significant role include:

1. Diagnosis and treatment: AI algorithms can be trained to diagnose diseases from medical images, analyze patient data and make recommendations for treatment.
2. Telemedicine: Robotics can be used to support remote consultations between patients and healthcare professionals, enabling patients to receive care from the comfort of their own homes.
3. Elder care: Robotics can be used to support elderly people living at home, helping with tasks such as bathing, dressing, and mobility, reducing the need for human carers.
4. Drug development: AI can be used to analyze large amounts of data, speeding up the drug development process and enabling new treatments to be brought to market more quickly.

Therefore, the world is very quickly evolving to where hundreds of millions, if not billions of people will no longer be needed for the current work that is available.

This means billions of people could become a burden and liability instead of the asset they once were for the large corporations and powerful individuals that are really ruling the world.

You may think that a system such as Universal Basic Income could just be introduced to solve this problem and allow you to live. But the current money system simply cannot afford to implement it.

The current money system in the USA and UK for instance is based on the principles of fiat currency and central banking, where the government is the issuer of currency and the central bank controls the supply of money in circulation.

In this system, the government can print or create more money as needed, but doing so can also lead to inflation and devaluation of the currency.

In the current system, Universal Basic Income (UBI), which is a guaranteed minimum income for all citizens, would require a significant increase in government spending and money creation. This would lead to a large increase in the money supply, resulting in huge inflation and a decrease in the value of the currency.

Additionally, the current system relies on taxation to fund government programs, including welfare programs. Implementing UBI would require a significant increase in taxes and a decrease in funding for other government programs, which would have negative consequences for the economy.

But if you're not working, you're not paying taxes. And AI won't be getting paid, so it won't be paying taxes either.

You might think that your Government could just increase taxes on the rich who own the companies to fund UBI. But if that were to happen the rich person would most likely take their business to another country that isn't demanding higher taxes.

And it wouldn't happen anyway because large corporations like META (Facebook), powerful NGOs like the World Economic Forum, extremely rich individuals such as Bill Gates, and Big Pharmaceutical companies like Pfizer are the ones who are shaping this world how they see fit.

Your Government is bought and paid for, and beholden to the above. They have no power and they do not serve you because you can't promise them a comfortable retirement. Or promise to keep their dark secrets secret if they do as you ask of them.

You are just a free-range chicken who naively believes they are free.

How do we know all of the above?

Because we asked AI to write the majority of the paragraphs on how your existence is similar to that of a free-range chicken.

And we also asked it to write the majority of the paragraphs in the '*AI isn't coming, it's already here*' section of this investigative article.

And we asked it to write those paragraphs based on facts and facts alone.

From a young age, you have been conditioned to trust and obey authority without question. You have been trained to believe they would never lie to you.

The elite and corporations know that the majority of the public are too trusting of the government and mainstream media, and as a result, to solve the incoming problem of hundreds of millions, if not billions of people becoming "useless eaters" and a liability and burden due to AI and robotics taking their jobs, they came up with a plan to depopulate the planet.

That plan involved announcing a deadly pandemic, that would be in reality, either non-existent or exaggerated by rebranding pneumonia and flu deaths. and creating conditions where they can put the elderly and vulnerable on end-of-life care by isolating them in overwhelmed care homes and drugging them until they die.

This would create the illusion of a dangerous pandemic where many are dying and the public will be clamouring for a solution to be found.

That solution will be a new gene therapy that will be labelled a vaccine but isn't a vaccine at all.

The public, desperate to return to normality will rush to take it.

Meanwhile, those who are hesitant will come forward due to coercion and the threat of losing their job or not being able to travel.

The new medicine won't instantly kill people. It will work slowly to damage the heart, the brain and the immune system. It will also make people infertile.

By the time the public realizes what has happened, hundreds of millions will have died and hundreds of millions more will be unable to have children.

Unfortunately, you are now three years and counting into the roll-out of this plan, and the following evidence proves how the elite did it, and how they are succeeding...

The COVID-19 Pandemic: Killing the Elderly & Vulnerable

In March 2020 the British people were told that they must “stay at home” in order to “protect the NHS” and “save lives”. They were also told that the authorities needed just “three weeks to flatten the curve”. This was allegedly because of the threat of a new and emerging virus which we're told originated in the city of Wuhan, China.

But evidence suggests the Covid-19 pandemic was in fact an exaggerated lie. A lie that involved prematurely ending the lives of thousands upon thousands of people, who you were told died of Covid-19. A lie that has involved committing one of the greatest crimes against humanity in living memory. A lie that has required three things – fear, your compliance, and a drug known as Midazolam.

Serious illness in Covid-19 allegedly presents **pneumonia** and accompanying respiratory insufficiency. Therefore typical symptoms include **breathlessness**, cough, weakness and fever. We're also told that people who suffer deteriorating **respiratory failure** and who do not receive **intensive care**, develop acute **respiratory distress** syndrome with **severe breathlessness**.

While midazolam (think diazepam on steroids) can cause serious or life-threatening breathing problems such as shallow, slowed, or temporarily stopped breathing that may lead to permanent brain injury or death.

UK regulators state that you should only receive midazolam in a hospital or doctor's office that has the equipment that is needed to monitor your heart and lungs and to provide life-saving medical treatment quickly if your breathing slows or stops.

Knowing that would you use midazolam to treat people who were suffering pneumonia and respiratory insufficiency allegedly due to Covid-19?

Because that's precisely what they did in the UK, and they administered it by the truckload in care homes.

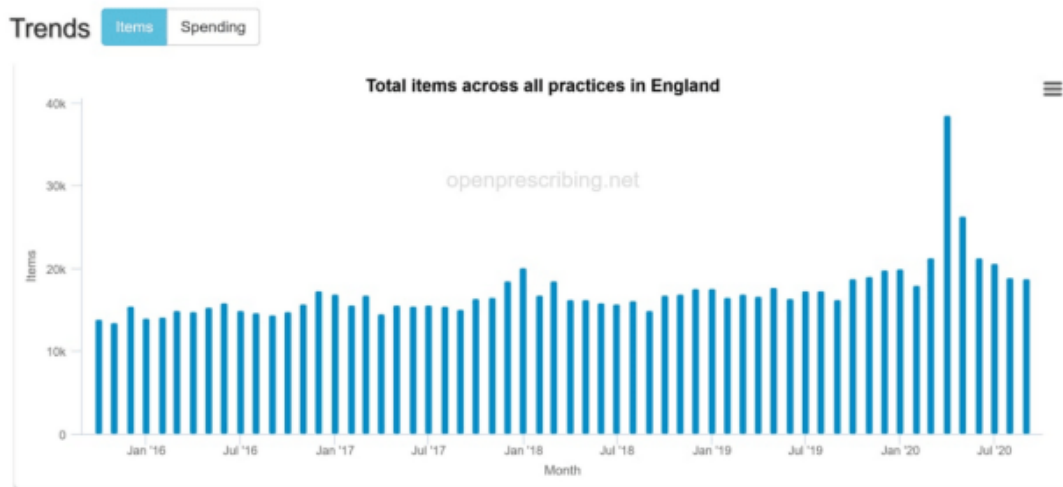
In March 2020, the UK Department of Health & Social Care purchased a two-year supply of midazolam and was looking to purchase more ([source](#)). And they certainly made use of it.

Midazolam Hydrochloride (1501041T0)

Part of chapter 15 Anaesthesia, section 15.1 General anaesthesia, paragraph 15.1.4 Sedative and analgesic peri-operative drgs

High-level prescribing trends for Midazolam Hydrochloride (BNF code 1501041T0) across all GP practices in NHS England for the last five years. You can see [which CCGs prescribe most of this chemical](#) relative to its class, or learn more [about this site](#).

[View all matching dm+d items.](#)



According to [official data](#) in April 2019 up to 21,977 prescriptions for Midazolam were issued, containing 171,952 items, the vast majority being Midazolam Hydrochloride. However in April 2020 45,033 prescriptions for Midazolam were issued, containing 333,229 items, the vast majority being Midazolam Hydrochloride.

That is a 104.91% increase in the number of prescriptions issued for Midazolam and a 93.85% increase in the number of items they contained.

But these weren't issued in hospitals, they were issued by GP practices. This means they were administered to the elderly and vulnerable who had been released from hospital under the instruction of then Health Secretary Matt Hancock and into understaffed and overwhelmed care homes.

According to the UK's Office for National Statistics, three in every five Covid-19 deaths occurred in those who suffered learning difficulties and disabilities ([see here](#)).

Disabled people made up 6 in 10 (59.5%) of all deaths involving the coronavirus (COVID-19) for the period to 20 November 2020 (30,296 of 50,888 deaths). For comparison, disabled people made up 17.2% of the study population, therefore suggesting that disabled people have been disproportionately impacted by the COVID-19 pandemic. See the [datasets](#) for detailed breakdowns of counts of deaths.

Do you really believe there's a virus so clever that it knows to only kill people who are disabled or have learning difficulties?

In relation to deaths of people with learning difficulties the ONS said – *'the largest effect was associated with **living in a care home** or other communal establishment.'*

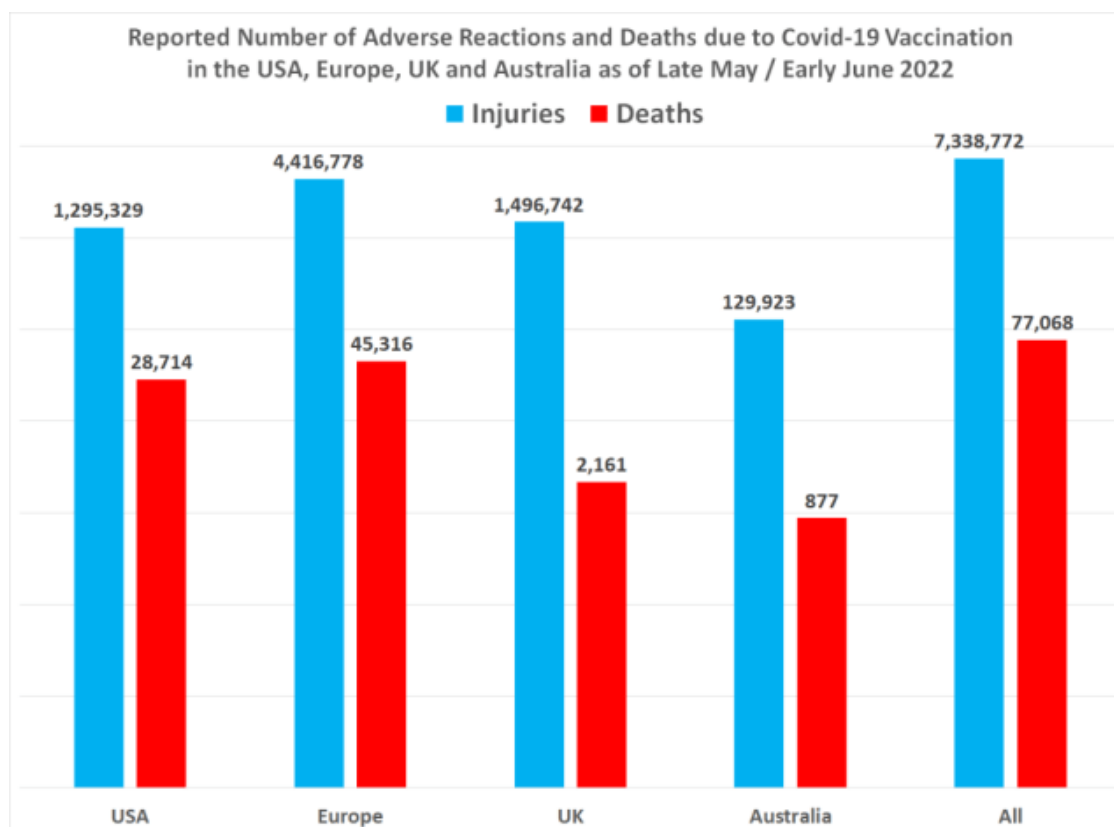
Having a learning difficulty and being in care doesn't mean you are more likely to die of Covid-19. What it means is that you are much more likely to have a DNR order placed on you without informing yourself or your family, which Carers / NHS staff then use as permission to put you on end-of-life care, which involves the administration of Midazolam.

The evidence for this is vast, and you can read a full investigation exposing the Midazolam scandal in the UK [here](#).

Covid-19 Vaccination: Infertility & Genocide

Covid-19 vaccination is going to lead mass depopulation on top of the thousands it has already killed.

The latest reports released by medicine regulators around the world reveal that there have been at least 7.3 million injuries reported as adverse reactions to the Covid-19 injections up to late May and early June 2022, including 77,068 deaths ([source](#)).



Source

However, these horrific figures do not illustrate the true nature of the consequences of Covid-19 vaccination because it is estimated by medicine regulators that just 1 to 10% of adverse events are actually reported.

But something much more sinister is occurring with these experimental injections, and the evidence can all be found in both official Government data and the confidential documents the U.S. Food & Drug Administration (FDA) attempted to delay publishing by 75 years but has been forced to publish by court order.

In early January 2022, Federal Judge Mark Pittman ordered the FDA to release 55,000 pages per month. They released 12,000 pages by the end of January.

Since then, PHMPT has posted all of the documents on its website. The latest drop happened on 1st June 2022.

One of the documents contained in the data dump is 'reissue_5.3.6 postmarketing experience.pdf'. Page 12 of the confidential document contains data on the use of the Pfizer Covid-19 injection in pregnancy and lactation.

Confidential Pfizer Documents reveal 90% of Covid Vaccinated Pregnant Women lost their Baby

Pfizer state in the document that by 28th February 2021 there were 270 known cases of exposure to the mRNA injection during pregnancy.

Forty-six percent of the mothers (124) exposed to the Pfizer Covid-19 injection suffered an adverse reaction.

Of those 124 mothers suffering an adverse reaction, 49 were considered non-serious adverse reactions, whereas 75 were considered serious. This means 58% of the mothers who reported suffering adverse reactions suffered a serious adverse event ranging from uterine contraction to foetal death.

- 146 non-serious mother cases reported exposure to vaccine in utero without the occurrence of any clinical adverse event. The exposure PTs coded to the PTs Maternal exposure during pregnancy (111), Exposure during pregnancy (29) and Maternal exposure timing unspecified (6). Trimester of exposure was reported in 21 of these cases: 1st trimester (15 cases), 2nd trimester (7), and 3rd trimester (2).
- 124 mother cases, 49 non-serious and 75 serious, reported clinical events, which occurred in the vaccinated mothers. Pregnancy related events reported in these cases coded to the PTs Abortion spontaneous (25), Uterine contraction during pregnancy, Premature rupture of membranes, Abortion, Abortion missed, and Foetal death (1 each). Other clinical events which occurred in more than 5 cases coded to the PTs Headache (33), Vaccination site pain (24), Pain in extremity and Fatigue (22 each), Myalgia and Pyrexia (16 each), Chills (13) Nausea (12), Pain (11), Arthralgia (9), Lymphadenopathy and Drug ineffective (7 each), Chest pain, Dizziness and Asthenia (6 each), Malaise and COVID-19 (5 each). Trimester of exposure was reported in 22 of these cases: 1st trimester (19 cases), 2nd trimester (1 case), 3rd trimester (2 cases).

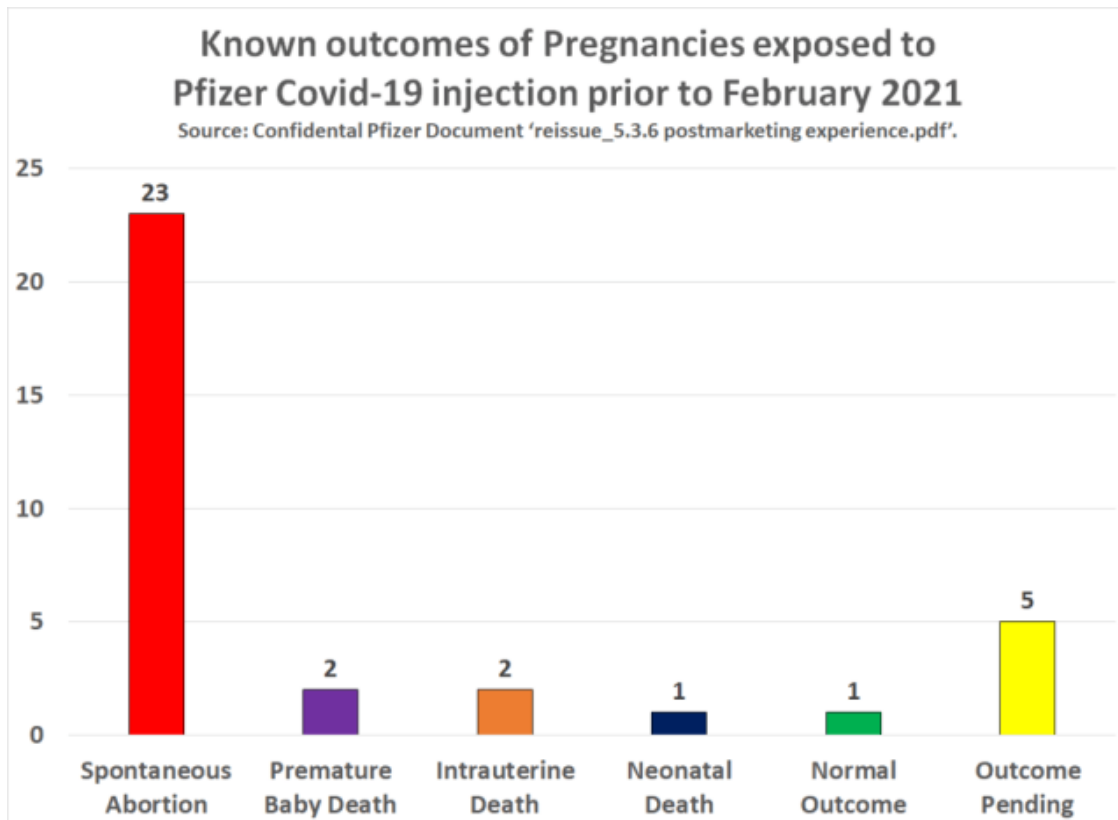
Source – Page 12

A total of 4 serious foetus/baby cases were reported due to exposure to the Pfizer injection.

- 4 serious foetus/baby cases reported the PTs Exposure during pregnancy, Foetal growth restriction, Maternal exposure during pregnancy, Premature baby (2 each), and Death neonatal (1). Trimester of exposure was reported for 2 cases (twins) as occurring during the 1st trimester.

But here's where things get rather concerning. Pfizer state that of the 270 pregnancies they have absolutely no idea what happened in 238 of them.

But here are the known outcomes of the remaining pregnancies –



There were 34 outcomes altogether at the time of the report, but 5 of them were still pending. Pfizer note that only 1 of the 29 known outcomes were normal, whilst 28 of the 29 outcomes resulted in the loss/death of the baby. This equates to 97% of all known outcomes of Covid-19 vaccination during pregnancy resulting in the loss of the child.

When we include the 5 cases where the outcome was still pending it equates to 82% of all outcomes of Covid-19 vaccination during pregnancy resulting in the loss of the child. This equates to an average of around 90% between the 82% and 97% figure.

Pfizer and Medicine Regulators hid dangers of Covid-19 Vaccination during Pregnancy due to Animal Study finding an increased risk of Birth Defects & Infertility

4.6 Fertility, pregnancy and lactation

Pregnancy

There is limited experience with use of the COVID-19 mRNA Vaccine BNT162b2 in pregnant women. Animal studies do not indicate direct or indirect harmful effects with respect to pregnancy, embryo/foetal development, parturition or post-natal development (see section 5.3). Administration of the COVID-19 mRNA Vaccine BNT162b2 in pregnancy should only be considered when the potential benefits outweigh any potential risks for the mother and foetus.

Breast-feeding

It is unknown whether the COVID-19 mRNA Vaccine BNT162b2 is excreted in human milk.

Fertility

Animal studies do not indicate direct or indirect harmful effects with respect to reproductive toxicity (see section 5.3)

Source – Page 7

The above is still the official guidance as of June 2022 in regards to giving the Covid-19 vaccine to pregnant women, and it leads to several questions requiring urgent answers when we consider since early 2021 pregnant women have been told Covid-19 vaccination is perfectly safe.

The limited animal study talked about in the official guidance actually uncovered the risk of significant harm to the developing foetus, but medicine regulators in the USA, UK and Australia actively chose to remove this information from public documents.

The actual study can be viewed in full [here](#) and is titled 'Lack of effects on female fertility and prenatal and postnatal offspring development in rats with BNT162b2, an mRNA-based COVID-19 vaccine'.

The study was performed on 42 female Wistar Han rats. Twenty-one were given the Pfizer Covid-19 injection, and 21 were not.

Here are the results of the study –

Table 3. Summary of rat fetal examination data from the embryo fetal development study with control (saline) and BNT162b2 (n = 21 rats per group).

	Control (saline)	BNT162b2	CRL-Lyon HC ^a
Ribs			
Supernumerary cervical – [A]	3/3 (2.1)	–	11 (4.5)
Supernumerary lumbar – [A]	3/3 (2.1)	6/12 (8.3)	17 (9.7)
Supernumerary lumbar, short – [V]	17/57 (39.6)	18/71 (49.3)	500 (56.1)
Thick – [A]	1/2 (1.4)	3/4 (2.8)	57 (11.2)
Wavy – [A]	–	1/1 (0.7)	13 (3.4)

Source

The results of the number of foetuses observed to have supernumerary lumbar ribs in the control group were 3/3 (2.1). But the results of the number of foetuses to have supernumerary lumbar ribs in the vaccinated group was 6/12 (8.3). Therefore on average, the rate of occurrence was 295% higher in the vaccinated group.

Supernumerary ribs also called accessory ribs are an uncommon variant of extra ribs arising most commonly from the cervical or lumbar vertebrae.

So what this study found is evidence of abnormal foetal formation and birth defects caused by the Pfizer Covid-19 injection.

But the abnormal findings of the study don't end there. The 'pre-implantation loss' rate in the vaccinated group of rats was double that of the control group.

Table 2. Cesarean section observations and fetal weights from the female rats in the cesarean section cohort administered control (saline) or BNT162b2.

	Control (saline)	BNT162b2	CRL-Lyon HC Mean (min-max) ^a
C-Section Cohort (n) ^b	21	21	–
Gravid uterine weight (g)	86.32 ± 7.69 ^c	87.65 ± 13.48	75.6 (64.6–86.8)
Corpora lutea	14.7 ± 1.6	15.5 ± 2.1	13.2 (11.6–14.3)
Implantation sites	14.1 ± 1.6	14.0 ± 2.2	12.1 (10.4–13.8)
Pre-implantation loss (%)	4.09 ± 6.56	9.77 ± 8.09*	8.4 (1.4–16.2)
Post-implantation loss (%)	6.10 ± 7.64	5.85 ± 7.28	8.8 (2.4–17.3)
Number live fetuses	13.2 ± 1.6	13.1 ± 2.1	11.0 (9.3–12.7)
Mean fetal body weight (g)	4.89 ± 0.23	4.90 ± 0.30	5.09 (4.87–5.24)

Source

Pre-implantation loss refers to fertilised ova that fail to implant. Therefore, this study suggests that the Pfizer Covid-19 injection reduces the chances of a woman being able to get pregnant. So, therefore, increases the risk of infertility.

Unfortunately, medicine regulators around the world are fully aware of this but chose to actively cover it up, the evidence of which can be viewed in full [here](#).

Confidential Pfizer Documents reveal the Covid-19 Vaccine accumulates in the Ovaries

Another study, which can be found in the long list of confidential Pfizer documents that the FDA have been forced to publish via a court order [here](#), was carried out on Wistar Han rats, 21 of which were female and 21 of which were male.

Each rat received a single intramuscular dose of the Pfizer Covid-19 injection and then the content and concentration of total radioactivity in blood, plasma and tissues were determined at pre-defined points following administration.

In other words, the scientists conducting the study measured how much of the Covid-19 injection has spread to other parts of the body such as the skin, liver, spleen, heart etc.

But one of the most concerning findings from the study is the fact that the Pfizer injection accumulates in the ovaries over time.

An 'ovary' is one of a pair of female glands in which the eggs form and the female hormones oestrogen and progesterone are made.

2.6.5.5B. PHARMACOKINETICS: ORGAN
DISTRIBUTION CONTINUED

Test Art

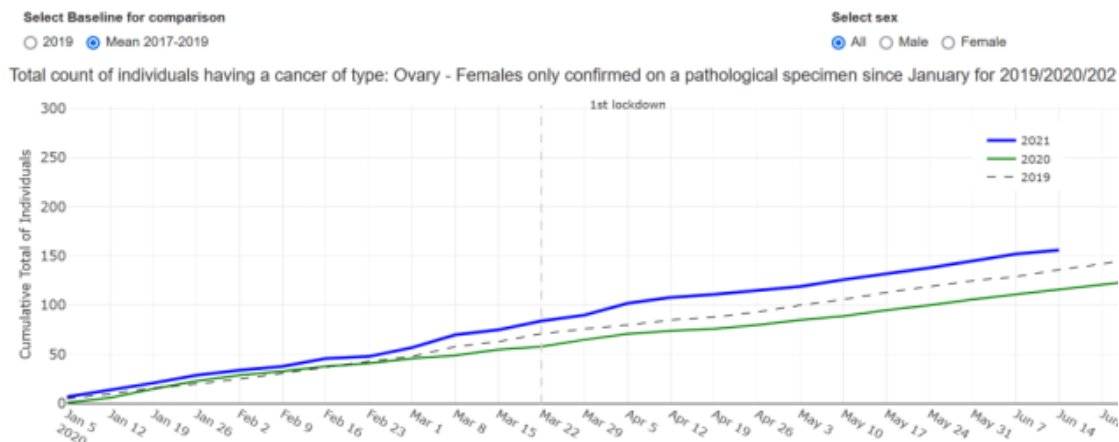
Sample	Total Lipid concentration (µg lipid equivalent/g [or mL]) (males and females combined)						
	0.25 h	1 h	2 h	4 h	8 h	24 h	48 h
Lymph (mandibular)	0.064	0.189	0.290	0.408	0.534	0.554	0.727
Lymph node (mesenteric)	0.050	0.146	0.530	0.489	0.689	0.985	1.37
Muscle	0.021	0.061	0.084	0.103	0.096	0.095	0.192
Ovaries (females)	0.104	1.34	1.64	2.34	3.09	5.24	12.3
Pancreas	0.081	0.207	0.414	0.380	0.294	0.358	0.599
Pituitary gland	0.339	0.645	0.868	0.854	0.405	0.478	0.694
Prostate (males)	0.061	0.091	0.128	0.157	0.150	0.183	0.170
Salivary glands	0.084	0.193	0.255	0.220	0.135	0.170	0.264
Skin	0.013	0.208	0.159	0.145	0.119	0.157	0.253
Small intestine	0.030	0.221	0.476	0.879	1.28	1.30	1.47
Spinal cord	0.043	0.097	0.169	0.250	0.106	0.085	0.112
Spleen	0.334	2.47	7.73	10.3	22.1	20.1	23.4
Stomach	0.017	0.065	0.115	0.144	0.268	0.152	0.215
Tests (Males)	0.031	0.042	0.079	0.129	0.146	0.304	0.320
Thymus	0.088	0.243	0.340	0.335	0.196	0.207	0.331
Thyroid	0.155	0.536	0.842	0.851	0.544	0.578	1.00
Uterus (females)	0.043	0.203	0.305	0.140	0.287	0.289	0.456
Whole blood	1.97	4.37	5.40	3.05	1.31	0.909	0.420
Plasma	3.97	8.13	8.90	6.50	2.36	1.78	0.805
Blood: plasma ratio	0.815	0.515	0.550	0.510	0.555	0.530	0.540

In the first 15 minutes following injection of the Pfizer jab, researchers found that the total lipid concentration in the ovaries measured 0.104ml. This then increased to 1.34ml after 1 hour, 2.34ml after 4 hours, and then 12.3ml after 48 hours.

The scientists, however, did not conduct any further research on the accumulation after a period of 48 hours, so we simply don't know whether that concerning accumulation continued.

But official UK data published by Public Health Scotland, which can be found [here](#), offers some concerning clues as to the consequences of that accumulation on the ovaries.

Figures for the number of individuals suffering from ovarian cancer show that the known trend in 2021 was significantly higher than 2020 and the 2017-2019 average.



So now we know –


- Authorities culled the elderly and vulnerable with a drug known as midazolam and told you they had died of Covid-19,
- Confidential Pfizer documents show a miscarriage rate between 82 and 97%,
- The only animal study performed to prove the safety of administering the Pfizer vaccine during pregnancy indicated an increased risk of infertility and birth defects,
- and further confidential Pfizer documents reveal the vaccine accumulates in the ovaries.

Unfortunately, we also have evidence that Covid-19 vaccination increases the risk of newborn babies sadly losing their lives, and it also comes from the Public Health Scotland 'Covid-19 Wider Impacts' dashboard.

Newborn Baby Deaths hit critical levels for 2nd time in 7 Months in March 2022

Official figures reveal that the rate of neonatal deaths increased to 4.6 per 1000 live births in March 2022, a 119% increase on the expected rate of deaths. This means the neonatal mortality rate breached an upper warning threshold known as the 'control limit' for the second time in at least four years.

The last time it breached was in September 2021, when neonatal deaths per 1000 live births climbed to 5.1. Although the rate fluctuates month to month, the figure for both September 2021 and March 2022 is on par with levels that were last typically seen in the late 1980s.



[Click to enlarge](#)

[Source](#)

Public Health Scotland (PHS) did not formally announce they had launched an investigation, but this is what they are supposed to do when the upper warning threshold is reached, and they did so back in 2021.

At the time, PHS said the fact that the upper control limit has been exceeded “*indicates there is a higher likelihood that there are factors beyond random variation that may have contributed to the number of deaths that occurred*”.

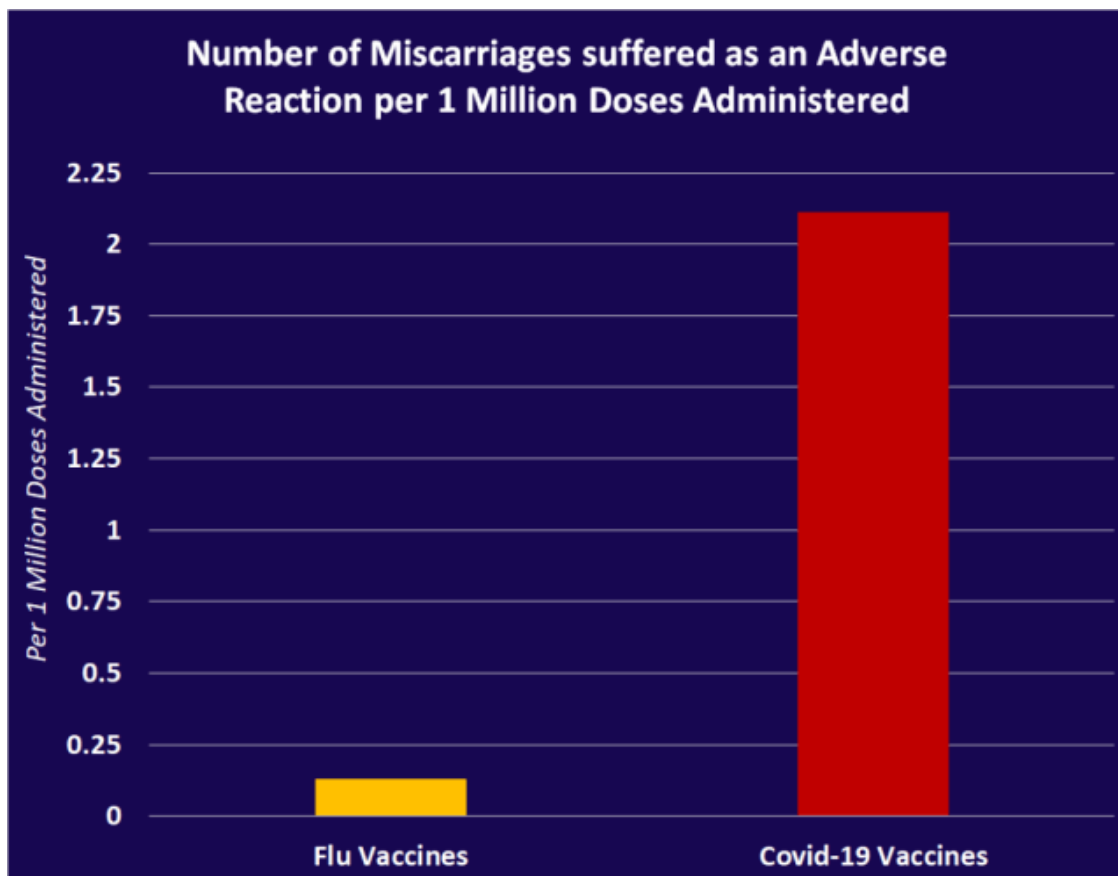
Finally, in regards to Covid-19 vaccination, we have evidence that it increases the risk of suffering a miscarriage by at least 1,517%.

Covid-19 Vaccination increases the risk of suffering Miscarriage

According to the Centers for Disease Control’s (CDC)) [Vaccine Adverse Event Database \(VAERS\)](#), as of April 2022, a total of 4,113 foetal deaths had been reported as adverse reactions to the Covid-19 injections, 3,209 of which were reported against the Pfizer injection.

The CDC has admitted that just 1 to 10% of adverse reactions are actually reported to VAERS therefore the true figure could be many times worse. But to put these numbers into perspective, there were only 2,239 reported foetal deaths to VAERS in the 30 years prior to the emergency use authorisation of the Covid-19 injections in December of 2020. ([Source](#)).

And a further study which can be viewed [here](#), found that the risk of suffering a miscarriage following Covid-19 vaccination is 1,517% higher than the risk of suffering a miscarriage following flu vaccination.



Government Data suggests the Covid-19 Vaccines cause Acquired Immune Deficiency Syndrome

Many people will believe the claim Covid-19 injections are in effect causing AIDS (Acquired Immunodeficiency Syndrome) is either incredibly bold or incredibly fictitious. But that's because many people misunderstand what AIDS actually is.

First of all, Acquired Immunodeficiency Syndrome is not contagious. But many people it is because of its association with the alleged HIV virus. But AIDS isn't HIV, and HIV isn't AIDS. They are two completely different things, it just so happens that AIDS can allegedly result as a complication of long-term HIV infection.

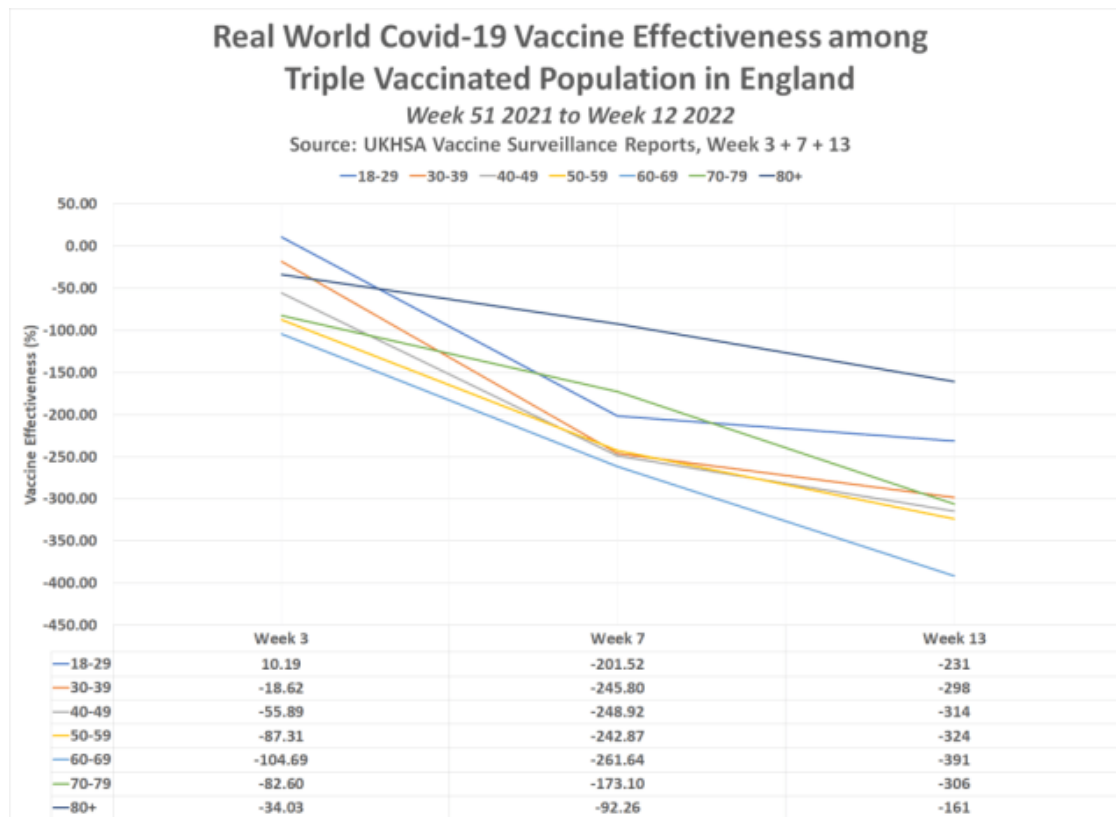
AIDS is an acquired (or secondary) immune deficiency syndrome that affects your immune system partially or as a whole, making your body an easy target for several diseases and infections. When immunodeficiency disorders affect your immune system, your body can no longer fight bacteria and diseases ([source](#)).

Several factors in the environment can cause secondary immunodeficiency disorders ([source](#)) including radiation or chemotherapy, infections due to HIV, Leukaemia, and Malnutrition.

But some of the less common causes include **drugs or medications** ([source](#)), and for months on end, official statistics from Governments worldwide have suggested the Covid-19 injections should be added to the list.

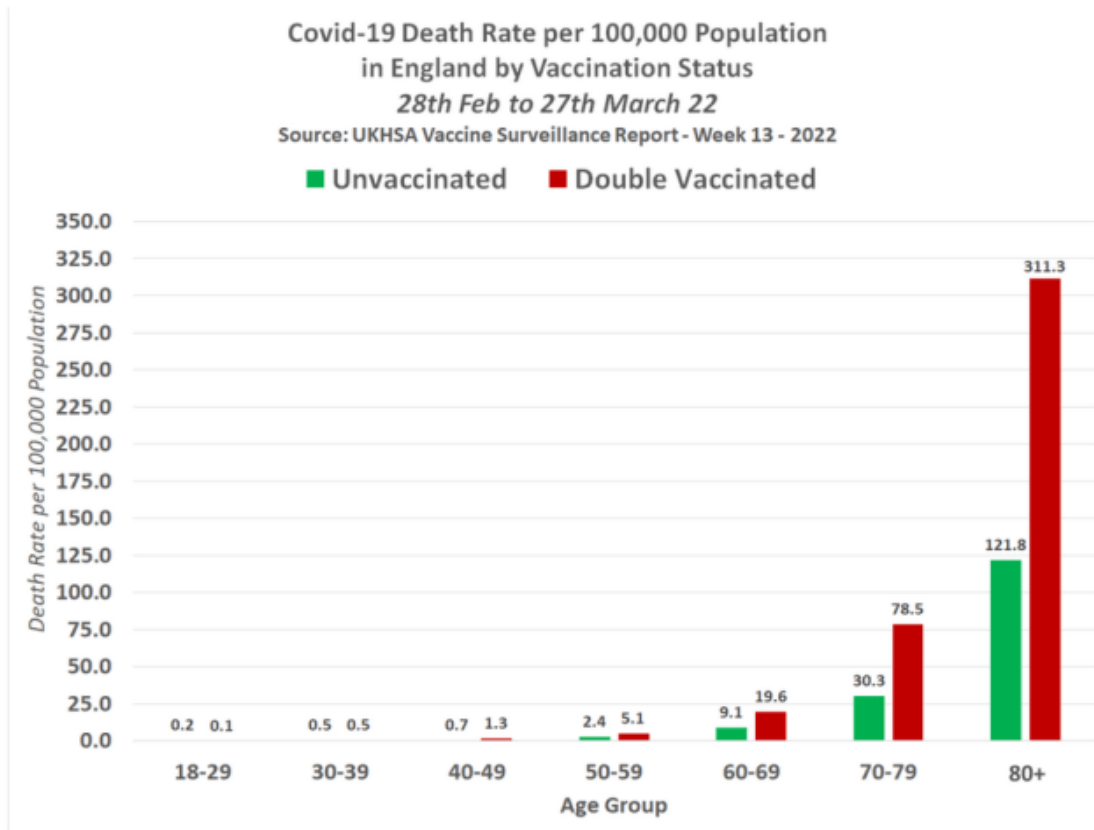
The most reliable example of this has come from the UK Health Security Agency (UKHSA).

The following chart shows the Covid-19 vaccine effectiveness among the triple vaccinated population in England in the Week 3, Week 7 and Week 13 UKHSA Vaccine Surveillance reports of 2022 –



This is nowhere near the claimed 95% effectiveness by Pfizer, is it?

The following chart shows the Covid-19 death rate per 100,000 individuals by vaccination status between 28th Feb and 27th March 22. The unvaccinated case rate has been taken from page 45 of the UKHSA Vaccine Surveillance Report – Week 13 – 2022, and the double vaccinated case rate has been calculated with the number of deaths provided on page 44 of the same report –



The above figures prove the Covid-19 injections are damaging the immune system because vaccine effectiveness isn't actually a measure of a vaccine, it's a measure of the immune system.

The Covid-19 vaccines instruct the body to produce the spike (S) protein of the original Covid-19 virus. The immune system is then supposed to rid the body of these manufactured spike proteins and remember to do so if it ever encounters the "real" virus in the future.

Therefore, the UKHSA figures prove the immune systems of the vaccinated are performing far worse than the immune systems of the unvaccinated, and this degradation is getting worse by the week. This will of course lead to an inconceivable amount of people falling into an early grave due to their immune systems failing them.

There is plenty more evidence out there but the above alone strongly suggests Covid-19 vaccination is going to lead to depopulation through increased infertility, an increased rate of death of newborns, sudden death, and early death due to immune system damage.

They only have the power to do this because you give it to them

In the end, the consequences of COVID vaccination have been and are still catastrophic and far-reaching.

The plan to depopulate the planet to make way for AI has so far led to 20 million deaths and 2 million excess deaths just two years into the roll-out of the experimental injection.

This is on top of the hundreds of thousands/millions who died in 2020 due to being imprisoned in care homes, being put on end-of-life “care” due to new official care guidelines, and then being injected with midazolam or other drugs that killed them.

All so that the Elite could falsely claim they had died of Covid-19 to create the illusion of a deadly pandemic and con the public into believing they must do as they are told and be vigilant of a non-existent or exaggerated virus.

And nothing will change or cause the elites’ plan to fail until the public realises the truth causing a widespread sense of distrust and anger to grow among the population.

There are billions of us but only thousands, if not hundreds of them. But they have all the power because you have been conditioned to obey and give it to them.

Will the average person realise that before it’s too late? That remains to be seen. For now, all we can do is tell the truth and make sure it reaches as many people as possible.

Subscribe now to make sure you receive the latest uncensored news in your inbox...

WE URGENTLY NEED YOUR HELP...

We’re not funded by the Government to publish lies & propaganda on their behalf like the mainstream media.

Instead, we rely solely on our support. So please support us in our efforts to bring you honest, reliable, investigative journalism today. It’s secure, quick and easy...

Just choose your preferred method to show your support below support


**ONE TIME
DONATION**

**MONTHLY
SUBSCRIPTION**

**BUY US
A COFFEE**

**DIRECT BANK
TRANSFER DONATION**

**DONATE
CRYPTO**

 [Follow Daily Expose on Telegram](#)

Follow us on **gab**

FOLLOW US ON
GETTR



[Subscribe to our
Newsletter](#)

[US Department of Defence has been running the “covid vaccine” fraud worldwide](#)
[NZ Herald publishes appalling propaganda piece while Ministry of Health starts to come clean about “vaccine” harms](#)
[Experienced Pathologist confirms COVID Vaccination causes giant Blood Clots, Cancer & Infertility](#)
[Children’s brains are far more sensitive to EMFs – the time to protect them is now](#)

 [Follow Daily Expose on Telegram](#)