

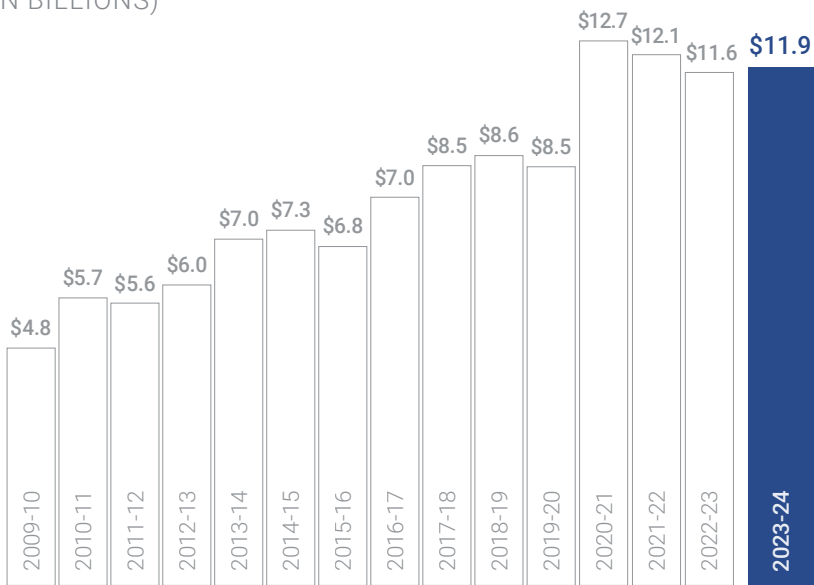
Duke University's Endowment

2023-24 SNAPSHOT

The mission of Duke University's endowment is to support the people, programs and activities of the university in perpetuity. Over the years, growth of the endowment through investment return and charitable giving has enabled the university to provide scholarships and fellowships to students, build faculty excellence, launch new programs and research efforts, and support a wide range of important needs.

As of June 30, 2024, the university's endowment was comprised of more than 6,200 individual funds totaling approximately \$11.9 billion.

VALUE OF DUKE UNIVERSITY'S ENDOWMENT
(IN BILLIONS)



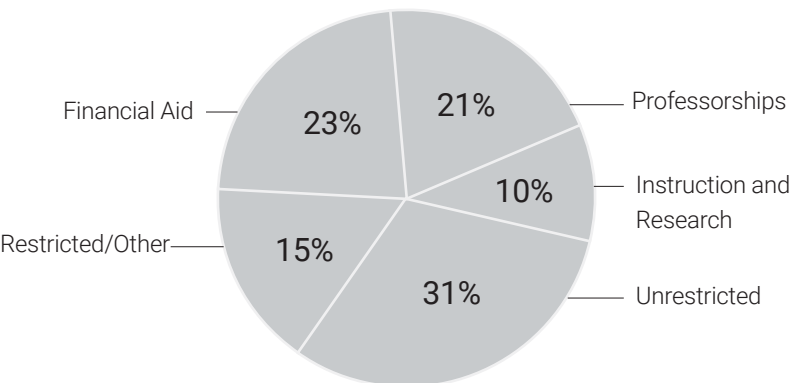
Spending

The university employs spending and investment policies designed to provide a stable flow of support for the university's annual operations while preserving the future purchasing power of the endowment.

A per unit endowment spending rate is established and approved annually by the university's board of trustees. This rate seeks to balance an inflation-adjusted level of spending with growing the value of investment assets to support future spending—preserving intergenerational equity. To the extent that total investment returns exceed the amounts distributed under the approved spending rate, the market value of the endowment increases.

As of June 30, 2024, about 23% of the endowment was designated for support of financial aid and 21% was designated for support of specific faculty positions. Nearly one-third of the endowment was designated for unrestricted support of the university or one of its schools or budget centers.

DESIGNATIONS OF ENDOWED FUNDS



Management

Duke's endowment assets are managed collectively. Much the way individual investors pool their assets in a mutual fund, each of the individual funds comprising the university's endowment owns units in Duke's Long Term Pool (LTP).

The LTP is managed by DUMAC Inc., a professionally staffed investment organization controlled by Duke University. DUMAC is governed by an 11-member board of directors and invests endowment assets principally through investment advisory firms and partnerships.

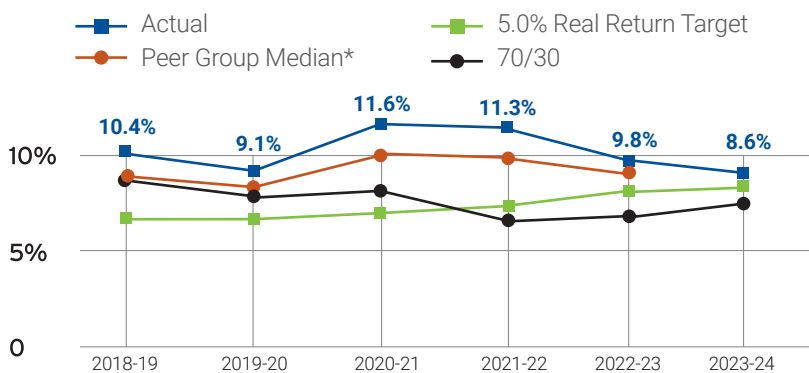
In addition to managing the university's endowment, DUMAC manages the Duke employees' retirement pool and Duke University Health System's investments and invests much of the university's working capital. DUMAC also manages the assets of The Duke Endowment, the private charitable trust established by Duke University's founder, James B. Duke.

Performance

DUMAC seeks to achieve an annualized real rate of return of at least 5.0% net of fees to fund the university's spending and to allow for growth of the endowment after considering the effects of inflation. This benchmark is applied over the long term due to the volatility implicit in short-term periods. (See "Target" in the chart below.)

Another long-term benchmark is the composite of 70% MSCI All Country World Index and 30% Bloomberg Barclays Aggregate Index (70/30). The MSCI All Country World Index represents the broad global equity market while the Bloomberg Barclays Aggregate Index represents the domestic bond market. This mix between equity and bonds was chosen because, historically, a 70% exposure to equity investments has achieved the university's 5.0% real annual return objective over the long term.

TEN-YEAR ANNUALIZED RETURNS FOR 2023-24



*The Cambridge Associates Universe is a group of peer colleges and universities with endowment funds that are similar to Duke's, often managed by professional internal staff. The average annualized rate of return for the 10-year period ending June 30, 2024, will be posted online when it becomes available.

For the year ending June 30, 2024, the LTP achieved a one-year return of 8.0%. During that time frame, the MSCI All Country World Index returned 19.4% and the Bloomberg Barclays Aggregate Bond Index earned 2.6%.

ONE-YEAR RETURNS

2019-20	0.7%
2020-21	55.9%
2021-22	-1.5%
2022-23	-1.0%
2023-24	8.0%

Risk Management

Diversification across investment exposures is central to generating strong investment returns while moderating portfolio risk and volatility. DUMAC uses a framework that emphasizes the fundamental drivers of return to manage investment exposures. Each exposure plays an individual role, but all work in concert to achieve overall portfolio objectives.

DUMAC manages the risk within the portfolio, controlling excessive volatility through diversification among exposures as well as the asset and sub-asset classes through which those exposures are obtained. Listed to the right are the long-term targets for each exposure in DUMAC's framework.

LONG-TERM TARGETS FOR DRIVERS OF RETURN

56%	Equity (public and private investments in companies)
16%	Independent Return (absolute return investments)
9%	Commodity (direct commodity exposure, commodity-related equities, and private investments in energy, power, infrastructure)
7%	High-Yield Credit (high-yield corporate bonds, bank debt, asset-backed securities, sovereign debt, etc.)
7%	Real Estate (private real estate and real estate investment trusts)
7%	Investment Grade Fixed Income (public obligations, including treasuries and agencies)

To learn more about DUMAC Inc., visit dumac.duke.edu.

To learn more about the university's endowment, visit giving.duke.edu/endowment.